

Book One

All Together

SUNDAY SCHOOL™

When You Have Kids
of All Ages
in One Room

Ages 4-12

Book One

All Together

SUNDAY SCHOOL™

When You Have Kids of All Ages
in One Room



Group



Group resources really work!

This Group resource incorporates our R.E.A.L. approach to ministry. It reinforces a growing friendship with Jesus, encourages long-term learning, and results in life transformation, because it's:

Relational

Person-to-person interaction enhances spiritual growth and builds Christian friendships.

Experiential

What we experience through action and discussion sticks with us up to 9 times longer than what we simply hear or read.

Applicable

The aim of ministry is to equip people to be both hearers and doers of God's Word.

Lifelong

Experiences transform the heart, moving faith beyond the walls of church and into everyday life for years to come.

All Together Sunday School™

Book One

Copyright © 2024 Group Publishing, Inc./0000 0001 0362 4853

All rights reserved. No part of this book may be reproduced in any manner whatsoever without prior written permission from the publisher, except where noted in the text and in the case of brief quotations embodied in critical articles and reviews. For information, visit group.com/permissions.

Visit our website: group.com

Credits

Art Director: Jeff Storm

Illustrator: Carolyn Williams

Chief Creative Officer: Joani Schultz

Executive Director of Content Creation: Jody Brolsma

Executive Editor: Charity Kauffman

Copy Editor: Lyndsay Gerwing

Contributing Editor: Laycie McClain

Scripture quotations are taken from the *Holy Bible*, New Living Translation, copyright © 1996, 2004, 2015 by Tyndale House Foundation. Used by permission of Tyndale House Publishers, Inc., Carol Stream, Illinois 60188. All rights reserved.

ISBN 978-1-4707-7614-5

Printed in the U.S.A.

10 9 8 7 6 5 4 3 2 1

27 26 25 24



Table of Contents



Welcome to All Together Sunday School™	4
All Together Tasks Labels	8
Feelings Chart.....	9
1 God Creates	10
Discover Genesis 1:1	
2 God Is Most Important	22
Discover Exodus 20:3	
3 God Sees Our Hearts	34
Discover 1 Samuel 16:7	
4 God Takes Care of Us	46
Discover Psalm 23:1	
5 God Is in Charge	58
Discover Psalm 46:10	
6 God Gives Us Hope	70
Discover Jeremiah 29:11	
7 Jesus Cares	82
Discover Matthew 11:28	
8 Jesus Loves Children	94
Discover Mark 10:14	
9 Jesus Brings Joy <i>Works for Christmas!</i>	106
Discover Luke 2:10-11	
10 Jesus Shows Us How to Love	118
Discover John 13:34	
11 The Holy Spirit Gives Us Power	130
Discover Acts 1:8	
12 Jesus Saves Us <i>Works for Easter!</i>	142
Discover Romans 10:9	
13 God’s Love Never Stops	154
Discover 1 Corinthians 13:7	




The All Together Sunday School Digital Download Center contains digital versions of this book and its handouts. Use your unique access code to log on, then find what you need!



Welcome
to

All Together Sunday School™

All Together Sunday School gives you a fresh way to help kids of all ages hear from God through his Word. In each lesson, kids explore one key Bible verse—as they play!



At your church, are combined-age groups a must-do or a choose-to?

Let's face it, sometimes combining kids of different ages at church feels like a must-do instead of a choose-to.

But combined-age groups *can* be a choose-to, too! As we designed All Together Sunday School, we discovered an upside to mixing things up. Combined-age classrooms are a strategic choice for your church family because they help you more effectively guide kids to grow in relationship with Jesus and each other.

In developing All Together Sunday School, we observed multi-age kids in their natural habitats—the playground, the living room, the church picnic—then we tailored Bible lessons to the natural rhythms of play and relationship-growing we observed. This fresh approach to Bible teaching combines discipleship and play for kids of all ages. Trust us, you *and* the kids you lead are gonna love it!

These Bible lessons, geared for ages 4-12, work any time you have kids of all ages in one room. Need lessons for Sunday school, children's church, midweek programs, moms' groups? We have you covered! Lessons are designed to last about an hour—with built-in flexibility to work for more or less time as needed.

Here's our not-so-secret recipe. It's how All Together Sunday School helps you effectively prepare meaningful Bible discoveries for combined-age groups.

Step 1

All Together Sunday School lessons help you prepare your environment *and* kids' hearts.

All Together Sunday School creates an environment that kids of all ages actually *want* to be in. Environment is more than the room in which you meet; it's the atmosphere—the vibe! It's the spirit leaders cultivate and the Holy Spirit creates.

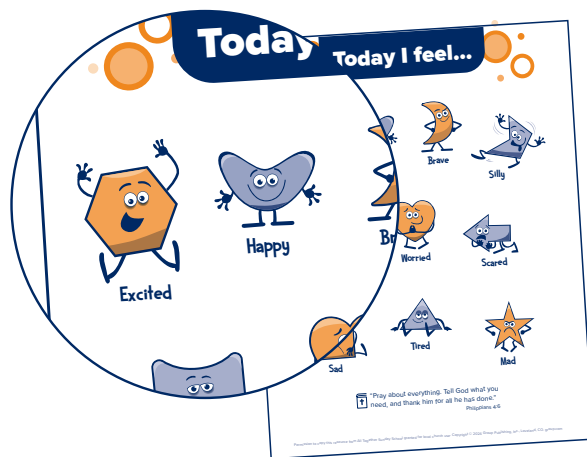
Meaningful Bible experiences empower kids with responsibility and choice. That's why kids choose jobs at the beginning of each All Together Sunday School lesson. As we tested these experiences, we found that responsibility

grows relationships. Kids encourage each other in their roles, form friendships, and love being in charge sometimes, too. Here are the tasks kids choose from each week. (See page 8.)



Talk Together

All Together Sunday School also creates an environment where kids can develop social and emotional skills. The Talk Together section is a powerful and intentional way for you to form friendships with kids and for kids to better befriend each other. Each week, kids communicate how their day is going, with the help of a fun and user-friendly Feelings Chart. (See page 9.)



Pray Together

After they talk about how they're feeling, your group will Pray Together and tell God about what's going on in their minds and their hearts.

This powerful prayer time:

- Builds trust and relationships in your combined-age group.
- Provides an opportunity for kids to pray and talk with God about what's going on in their lives.
- Prepares kids' hearts to hear what God has to say back to them through the Bible verse they'll explore all together.


Step 2

All Together Sunday School lessons help you disciple through play.

Each child brings his or her own unique personality and age-specific needs to your classroom. All Together Sunday School creates meaningful Bible experiences that attend to each child's needs.

Play Together

Hear this: Discipleship through play is not a free-for-all. Rather, it's inviting kids to choose purposeful play that helps them connect Bible truth to fun experiences. These fun-filled Bible lessons always integrate toys in order to bring kids together and teach Bible truth. In order to prepare for each lesson, you'll place specific items in the Wonder What Bin!



The Wonder What Bin is a key part of each All Together Sunday School lesson. This large container will store the toys and supplies needed for "Play Together" and "Wonder What Stations." Each week, kids will "wonder what" is in store for them! Your Wonder What Bin could be a plastic storage bin, a treasure chest, a toy box, or any large container.

Each All Together Sunday School lesson begins and ends with play.

- The **Play Together** section presents two options to begin your class time. Each activity takes about five minutes and invites kids to enter the space, get to know each other, and find out what Bible verse they'll explore that day.



READ
Take a Look



GAMES
Let's Play



IMAGINE THAT
Imaginative Play



OBJECT LESSON
Try This



CRAFT
Create

- **Wonder What Stations** are free-flowing application activities for after the Bible Discovery. Each lesson includes three of these five types of activities. No matter what kids' interests and learning preferences, there is something for everyone! Kids enjoy these application activities for 15-20 minutes, depending on the amount of time you have together.

Step 3

All Together Sunday School helps you cover *less Bible content more deeply* by studying key Bible verses in context.

All Together Sunday School focuses on Bible truth, not just Bible knowledge. As you serve up Bible truth, All Together Sunday School starts small—with one beloved Bible verse per lesson. We created the scope and sequence by asking children’s ministry leaders what verses they most want to teach kids. Check them out—they create a solid foundation for Bible learning.

Bible Discovery

The **Bible Discovery** section of each All Together Sunday School lesson helps kids place the Bible verse in the big story of Scripture. Each Bible Discovery takes about 15 minutes and is packed with action and experiences that engage kids of all ages—even the little ones! Exploring key verses in context naturally leads to deep Bible learning for everyone.

Here & Home Papers

Even after the lesson concludes, the fun continues! Kids work on a cool, interactive coloring activity page as they wait for their grown-ups to pick them up after class. Flip over the page, and find fun activities for families to do as they continue to explore and apply the Bible verse at home.





READY READER



PRAYER PERSON



HAPPY HELPER



HAPPY HELPER



BEFRIENDER



BEFRIENDER



GREETER

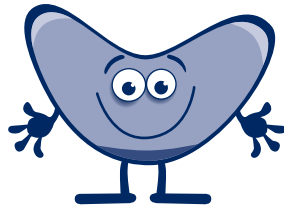


GREETER


Today I feel...




Excited




Happy




Brave




Silly




Peaceful




Worried



Scared



Sad



Tired



Mad



“Pray about everything. Tell God what you need, and thank him for all he has done.”

Philippians 4:6



Lesson 1

God Creates

“In the beginning God created the heavens and the earth” (Genesis 1:1).

Discover Genesis 1:1

Many stories start with “Once upon a time.” Those four words sure spark imagination, don’t they? It’s like they transport our minds to another world.

But what about *this* world? When it comes to understanding how the real world began, “Once upon a time” just won’t do. That’s why we need Genesis 1:1: “In the beginning God created the heavens and the earth.”

Genesis 1:1 is a simple verse that emphasizes the grand Master of creation. With one sentence, readers meet the main star of the Bible *and* our world today—God.

God creates. God made the whole world, and God still creates the most intricate aspect of each and every day—and this lesson.

- God’s creating a place in kids’ hearts to receive and understand this cosmic verse.
- God’s creating ideas in *your* mind for how to lead this lesson well.
- God’s creating personalities and possibilities for all the children in your class, no matter how old they are.

God creates. So let’s trust that, through your time together, God will create friendships, discovery, and aha moments where kids realize what a wonderful world ours really is and what a wonderful Creator we truly have.



Fun Fact

Did you know that the word *genesis* means “beginning”? It’s true, so today you’ll explore “Beginning 1:1.”



PRAYER

Oh God, create in me a loving heart and a wise mind, that I may respond to your children with grace and truth today. In Jesus’ name, amen.



Lesson Overview



Bible Verse: Genesis 1:1 | **Bible Point:** God creates. *(It's true!)* | **Bible Exploration:** Genesis 1:1–2:3

Lesson-at-a-Glance

Play Together (10-15 minutes)

Make up a new game with items in the Wonder What Bin and/or play Creation I Spy.

Talk Together | Pray Together (10 minutes)

Talk about how you're feeling today, then pray and talk with God about it.

Bible Discovery (10-15 minutes)

Find and read Genesis 1:1 together, design a Creation mural, and talk about what makes God special.

Wonder What Stations (15-20 minutes)

Choose and move through the following activities:

- Take a Look: Look at nature books.
- Let's Play: Put a puzzle together.
- Imagine That: Play with animal figurines, creating different scenes and stories for the animals.

Review Together (5 minutes)

Explore a Jesus Connection, work together to create actions for words in the Bible Verse, and give out Here & Home papers.

Supply List

- Bible bookmarked at Genesis 1:1
- All Together Tasks labels (1 sheet for every 8 kids) (on page 8)
- Feelings Charts (1 for every 2 kids) (on page 9)
- large pieces of bulletin board paper (1 for every 3-5 kids)
- painter's tape
- crayons
- glue sticks
- brown construction paper (3 pieces for every 3-5 kids)
- Here & Home papers (1 per child) (on page 19)

Wonder What Bin Contents

- playground balls
- jump-ropes
- toy animal figurines
- puzzles
- books and magazines about nature

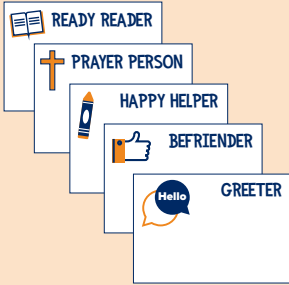


The "Wonder What Bin"

This supply box is a key part of each All Together Sunday School lesson. It will store all the toys and supplies needed for the Play Together activities and Wonder What Stations. Each week, kids will "wonder what" is in store for them! Your Wonder What Bin could be a storage bin, a toy box, or any large container.

All Together Tasks

Supplies: All
Together Tasks labels
(1 sheet for every 8 kids)



As kids arrive, explain the special jobs and encourage each child to choose one to do today. Download and print the All Together Tasks labels or copy them from page 8, and let kids choose the jobs they want to do. It's okay if more than one child has the same job or if one child has a few jobs. Teachers can have another job, too!

Kids choose from the following jobs:

Ready Reader is ready and willing to read a Bible verse aloud.

Prayer Person prays aloud nice and loud so everyone can hear.

Happy Helpers jump at the chance to hand out supplies and clean up stuff.

Befrienders are on the lookout for those who need help and support.

Greeters say, "Hello and welcome!" to everyone as they arrive and "Have a good day!" to everyone as they leave.

Play Together (10-15 minutes)

Play with the kids, using their favorite toys and games to help introduce the Bible Point. Choose one or both activities.

Create-a-Game

Supplies:
• Wonder What Bin



Work together or with a friend or two to make up a new game! Using the supplies in the Wonder What Bin, create games to play together. For example, you could hide animal figurines and have friends find them, or you could try to roll a ball into a jump-rope circle.

Ask: What was it like to create something new?

Say: Today we'll explore a Bible verse that tells us who created the whole world. Spoiler alert: It was God! God is good at making new things because God creates.

Creation I Spy

Play Creation I Spy. Go outside or gather by a window or two. One person goes first, choosing something seen in nature and saying, "I spy with my little eye something God made that's [color]." Kids take turns guessing what was seen. Whoever guesses correctly goes next.

Say: God creates! Cool things we see outside don't just magically appear. From itty-bitty bugs to fancy feathers to mighty mountains, God is the Creator of everything! God still creates the cool things in nature we see today.

Ask: What's a cool plant, bug, or animal you've seen?

Ask: What does that cool thing tell you about God?

Talk Together (5 minutes)

Kids talk in pairs about how they're feeling today.

Say: Today we'll talk with God and hear what God has to say to us through words in the Bible. But first, let's talk together. How are you feeling today?

Form pairs, and give each pair a Feelings Chart and a crayon. Have partners each circle the face that reflects how they're feeling in this moment and then tell their partners why they chose that face. Be sure to find a partner, too, and participate with the kids as they chat.

Pray Together (5 minutes)

Kids tell God how they're feeling and pray a prayer all together.

Say: Thanks for talking with a friend! In the Bible, we read that we can pray and tell God anything. You'll see the words of that Bible verse printed on the Feelings Chart. If you'd like to read along, please do! Or just listen as I read God's words.

Philippians 4:6 says, "Pray about everything. Tell God what you need, and thank him for all he has done."

Like we just talked with our friends, we can talk with God! Let's practice doing that now! We'll silently pray and tell God how we're feeling today. We won't pray with our voices—instead we'll just think a prayer to God for a little bit. After our thinking prayer, we'll pray a special prayer all together.

Invite kids to get comfortable and close their eyes as they pray.

Pray: Dear God, we want to tell you how we feel today and why we feel that way. Pause for several moments of silent prayer. Thanks for listening, God.

Say: Now let's pray all together. We'll ask God to guide our time together today. Watch and do what I do! After each sentence, I'll pause and we'll say the words "All together" together!

Pray: Dear God,

May we love [make the shape of a heart with your hands] **you and each other.** ("All together!")

May we listen [cup hand behind ear] **to you and each other.** ("All together!")

May we learn [point to brain] **about you and each other.** ("All together!")

May we laugh and have fun [high-five a friend] **with you and each other.** ("All together!")

Thanks for bringing us ("All together!") **today. Amen.**

Supplies:

- Feelings Charts (1 for every 2 kids)
- crayons



Download and print or make one copy of the Feelings Chart on page 9 for every two people. Instead of printing each week, consider placing the charts in plastic sheet protectors. Then kids can use dry-erase markers to mark how they're feeling. Simply clean off the markings for next week!

This prayer will set the tone for your time together each lesson. Each sentence helps to communicate the values in your classroom and invites God to help everyone do their part, no matter their age! When behavior challenges arise, you can guide kids back to this prayer, to steer them toward loving behaviors.

Bible Discovery (15 minutes)

Find and read a verse together, explore its Bible context, and talk about stories in the Bible that reinforce the main idea of the verse.

Supplies:

- Bible bookmarked at Genesis 1:1
- large pieces of bulletin board paper (1 for every 3-5 kids)
- painter's tape
- crayons
- glue sticks
- brown construction paper (3 pieces for every 3-5 kids)

Find and read Genesis 1:1.

Beforehand, use painter's tape to attach a large piece of bulletin board paper to a wall. Prepare 1 piece for every 3-5 kids.

Say: Let's hear a Bible verse that'll help us get to know God even better. Today we'll explore Genesis 1:1.

The Bible is made up of Bible *books, chapters, and verses*. Chapters are longer and verses are shorter—usually about one sentence.

Let's hear Genesis 1:1. It's the very first verse in the Bible! Genesis is the book, the first "1" is the chapter, and the second "1" is the verse.

Invite the Ready Reader to read the verse from your marked Bible. Have everyone clap to thank the Ready Reader for reading.

Ask: What does this verse tell us about God?

Say: This verse tells us that God creates! That's our Bible Point today. So every time you hear the words "God creates," give two thumbs up and say, "It's true!" To practice, repeat the Bible Point and response several times.

The world began when God created it. Listen while I read Genesis 1:1 again. Read the verse from a Bible again.

When we say the word "beginning," we're talking about how something started. Our world had a beginning. And your day today had a beginning, too!

Ask: What did you do to begin your day today? Invite responses from the whole group.

Say: You began your day by getting dressed, eating breakfast, and brushing your teeth. Genesis 1:1 tells us how the world started. The world didn't start on its own—God started it! "In the beginning, God created the heavens and the earth." God creates. (*It's true!*)

When we keep reading Genesis chapter 1, we find out more about the world God created. God created a whole bunch of stuff!

Design a creation mural.

Let's create our own little world while we discover what God created. We'll use our imaginations a bit and make a Creation mural! A mural is a really big picture.

Motion to the large piece of bulletin board paper. Have the Happy Helpers distribute crayons, glue sticks, and construction paper.



Let's begin, artists! First God created light. Then God created water and sky. Choose a child to draw wavy lines at the bottom of the mural and a child to color the top of the mural blue.

God created land and seas. Choose a child to glue brown construction paper to make land across the middle of the mural. Invite other kids to scribble blue seas all around the land.

And God created plants and trees. Have kids draw plants and trees on the land.

God created the sun and the moon. Choose a child to draw the sun at the top of one side of the mural and a moon at the top of the other side.

God saw that what he made was good. And I think our mural looks pretty good, too. Thanks for helping create it. Now our bodies will become part of the picture too! I'll show you what I mean. Let's be creative and use our imaginations for this next part.

God created fish and birds. Call out different fish and birds for kids to act out. Ideas include sharks, whales, octopuses, starfish, dolphins, penguins, chickens, eagles, and hummingbirds. Invite kids to call out different fish and birds to act out in front of the mural, too.

God created big animals and small animals. Have kids stand in front of the mural again, and call out big and small animals, alternating big and small. Ideas include spiders, bears, mice, lions, porcupines, and elephants.

And last, and most important of all, God created people. God made a man named Adam and a woman named Eve. Choose a child to draw two stick figures on the construction paper "land."

People are God's most special creations. Listen to this!



Read aloud Genesis 1:27.

God creates. *(It's true!)* **We can be sure that nothing in our world just appeared on its own. God created it! And God's most special creations are people—including you and me!** Have kids turn to each other and say, "It's true! God created you."

Talk about God, the Creator.

Have kids look at their mural creations to review things God created. Compliment their creations.

Ask: What's something God created that you really like?

Ask: How was creating this mural different from how God created the whole world?

Say: We needed supplies and directions. But God didn't. God is the Creator. God spoke, and things were made. And those things were good! The words in the Bible tell us what God thought about the things he made.

Listen to this!



Read aloud Genesis 1:31.

Show the book of Genesis in a Bible. **At the time these words were written in the Bible, people had all kinds of ideas about how the world began. Some people thought angry gods were fighting and their fights started the world. Made-up creation stories talk about fake gods who fight. But the one true God is different. God creates. (It's true!)**

Made-up creation stories talk about gods not caring about people. But not our God! God loves the people God creates. (It's true!)

Even today we may read or hear other stories about how the world began. But Genesis 1 tells us the truth about who's really been in charge since the beginning—God! Remember, “in the beginning, God created the heavens and the earth.” God creates. (It's true!)

Pray together.

Sit together in a circle. **Let's talk to God again and thank God for creating. We'll go around the circle and call out things God made. Let's go around a few times. I'll thank God for a certain kind of thing he made. Then we'll go around the circle and each say something in that category.**

Prayer Person, will you talk with God for us to end the prayer? I'll give you a signal when it's time.

Pray: Dear God, we thank you for the world you've created. And we thank you that you still make things new each and every day.

We thank you, God, for creating bugs like...

We thank you, God, for creating plants like...

We thank you, God, for creating fish like...

We thank you, God, for creating big animals like...

We thank you, God, for creating small animals like...

We thank you, God, for creating family members like...

We thank you, God, for creating friends like...

We thank you, God, for creating everyone and everything.

Amen.

Wonder What Stations (15-20 minutes)

Kids will wonder and wander their way through these three free-flowing application activities. Young kids may gravitate toward some things while older kids are drawn to others.

Say: Let's keep exploring Genesis 1:1 with the items in this Wonder What Bin. You'll have three choices—I wonder what you'll choose to do first!

Dramatically re-reveal what's inside the Wonder What Bin, and explain these three different options for kids to choose during a free-play time. After 15-20 minutes, tell kids you'll be cleaning up the Wonder What Stations in about a minute. Have Happy Helpers return supplies to the Wonder What Bin.

Supplies:
• Wonder What Bin



Take a Look



Look through books and magazines or ask an adult to do a search on a smartphone for interesting facts about God's creation.

Ask: Think about all the cool stuff God created. What do the things God created tell us about God?

Say: God's creation shows how smart God is. And how much God likes things to be in order. And how God pays attention to the teeny-tiniest things. And how big and strong God is! In the beginning, God created the heavens and the earth. God creates. (*It's true!*)

Let's Play



Put a puzzle together! Then look at the completed picture. What do you see that God created?

Say: Each piece of this puzzle fits together in a special way. Like we created a beautiful picture with these puzzle pieces, God creates. (*It's true!*)

God is creating beautiful things in the world today!

Ask: What are some beautiful things you notice God creating in our world now?

As kids play, meander around the area, using these questions and comments to connect each activity to today's Bible verse and Bible Point.

Imagine That



Play with animal figurines, creating different scenes and stories for the animals.

Say: How fun! Our creative God made you so creative, too! Even right now, God creates cool things through you! (*It's true!*) And I'm so glad I got to see it.


Ask: What are some cool things God has inspired people to create?

Review Together (5 minutes)

Explore a Jesus Connection and work together to create actions for words in the Bible verse.

Supplies:

- Here & Home papers (1 per child)
- crayons



Say: God created in the beginning. And God has been creating and putting things in order ever since. God is creating right now!

Let's create some actions to do as we say **Genesis 1:1** all together. Rather than *me* telling you what to do, you kids can create the actions for us.

You're in charge!

Invite kids to work together to make up actions for these words:

- beginning
- God
- created

Say Genesis 1:1 together with actions:

"In the beginning, God created the heavens and the earth."

People didn't create the heavens and the earth. Monsters didn't create the heavens and the earth. God did! God is in charge of everything in the whole world because God made it all.

God loved people so much that he would one day send his Son, Jesus, to live on earth to show God's love in a big and surprising way.

God creates. (It's true!) And God created you in a super-special way.

When you create, you're showing off the amazing way God made you!

Take some time to affirm kids by name, mentioning something cool about the way God created each of them.


Here & Home

Give kids each the Here & Home paper on page 19. Invite them to color and complete the Bible verse page now, and point out the activity for them to lead their parents in at home.

Color this picture as you think about the Bible verse. Plus, add your own pizzazz!
You could use unusual colors or draw some other things God has created.

**“In the beginning God created
the heavens and the earth.”**

Genesis 1:1



“In the beginning God created the heavens and the earth” (Genesis 1:1).

Fun Fact

Did you know that the word *genesis* means “beginning”? It’s true, so today you’ll explore “Beginning 1:1.”

Many stories start with “Once upon a time.” Those four words sure spark imagination, don’t they? It’s like they transport our minds to another world.

But what about *this* world? When it comes to understanding how the real world began, “Once upon a time” just won’t do. That’s why we need Genesis 1:1: “In the beginning God created the heavens and the earth.”

Genesis 1:1 is a simple verse that emphasizes the grand Master of creation. With one sentence, readers meet the main star of the Bible *and* our world today—God.

God creates. God made the whole world, and God still creates the most intricate aspect of each and every day.

Think & Talk

What was your favorite part of today?

Read & Do

Read Psalm 100. Then take turns **SHOUTING OUT** things you thank God for creating.

Say & Pray

Read Psalm 100:3 again. God made you, and you are his! Thank God for making each person in your family. As you pray, mention one cool thing about each person in your family.

Perfect for
Churches That Have
Kids of ALL AGES
in One Room!

All Together SUNDAY SCHOOL™

Discover 13 fresh, Bible-based lessons to help kids (ages 4-12) hear from God through his Word! In each *All Together Sunday School™* lesson, kids explore a key Bible verse's meaning, learn its Bible story context, and practice living its message in their everyday lives. Just gather a few simple supplies, print handouts, and you're ready to lead creative Bible lessons kids will love.

In *All Together Sunday School, Book 1*, kids will learn these truths:

1. God creates. (Genesis 1:1)
2. God is most important. (Exodus 20:3)
3. God sees our hearts. (1 Samuel 16:7)
4. God takes care of us. (Psalm 23:1)
5. God is in charge. (Psalm 46:10)
6. God gives us hope. (Jeremiah 29:11)
7. Jesus cares. (Matthew 11:28)
8. Jesus loves children. (Mark 10:14)
9. Jesus brings joy. **Works for Christmas!** (Luke 2:10-11)
10. Jesus shows us how to love. (John 13:34)
11. The Holy Spirit gives us power. (Acts 1:8)
12. Jesus saves us. **Works for Easter!** (Romans 10:9)
13. God's love never stops. (1 Corinthians 13:7)

In every lesson kids engage with activities designed to reinforce the Bible point and help them build strong relationships with God and each other. Kids...

PLAY. Fun games introduce the Bible point and get kids working together.

CHOOSE. Kids decide which special jobs they want to do—giving them purpose and keeping them engaged.

TALK. Kids pair up and talk about how they're feeling today.


PRAY. Interactive group prayer time gets kids talking with God.

DISCOVER. Kids dig into God's Word and explore key Bible truths.

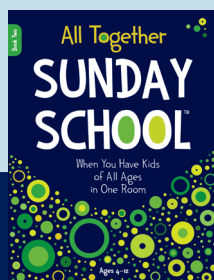
EXPLORE. Kids choose activities that help them apply the Bible point to their everyday lives!

REVIEW. Kids explore the Bible verse in creative ways and receive ways to continue discoveries at home.


Use *All Together Sunday School* any time you want to teach fun and meaningful Bible lessons to kids of different ages—in the same room.
You'll be ready no matter who shows up!



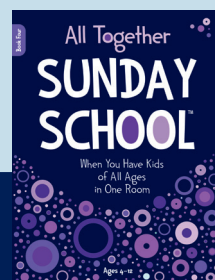
Book One



Book Two



Book Three



Book Four

www.group.com

ISBN 978-1-4707-7614-5 USD \$29.99



9 781470 776145

Religion/Christian Ministry/Children
Printed in U.S.A.

Group

132846



THIS IS A SAMPLE
The number of pages is limited.

Purchase the item for the complete version.

