

Book Two

All Together

# SUNDAY SCHOOL™

When You Have Kids  
of All Ages  
in One Room

Ages 4-12

Book Two

All Together

# SUNDAY SCHOOL™

When You Have Kids of All Ages  
in One Room



*Group*



## Group resources really work!

This Group resource incorporates our R.E.A.L. approach to ministry. It reinforces a growing friendship with Jesus, encourages long-term learning, and results in life transformation, because it's:

### Relational

Person-to-person interaction enhances spiritual growth and builds Christian friendships.

### Experiential

What we experience through action and discussion sticks with us up to 9 times longer than what we simply hear or read.

### Applicable

The aim of ministry is to equip people to be both hearers and doers of God's Word.

### Lifelong

Experiences transform the heart, moving faith beyond the walls of church and into everyday life for years to come.

# All Together Sunday School™

## Book Two

Copyright © 2024 Group Publishing, Inc./0000 0001 0362 4853

All rights reserved. No part of this book may be reproduced in any manner whatsoever without prior written permission from the publisher, except where noted in the text and in the case of brief quotations embodied in critical articles and reviews. For information, visit [group.com/permissions](http://group.com/permissions).

Visit our website: [group.com](http://group.com)

### Credits

Art Director: Jeff Storm

Chief Creative Officer: Joani Schultz

Executive Director of Content Creation: Jody Broisma

Executive Editor: Charity Kauffman

Editor: Laycie McClain

Assistant Editor: Lyndsay Gerwing

Scripture quotations are taken from the *Holy Bible*, New Living Translation, copyright © 1996, 2004, 2015 by Tyndale House Foundation. Used by permission of Tyndale House Publishers, Inc., Carol Stream, Illinois 60188. All rights reserved.

ISBN 978-1-4707-7615-2

Printed in the U.S.A.

10 9 8 7 6 5 4 3 2 1

27 26 25 24



# Table of Contents



Welcome to All Together Sunday School™ .....	4
All Together Tasks Labels .....	8
Feelings Chart.....	9
<b>1 We Love God .....</b>	<b>10</b>
Discover Deuteronomy 6:5	
<b>2 God Is With Us Wherever We Go .....</b>	<b>22</b>
Discover Joshua 1:9	
<b>3 God Gives Us the Strength We Need .....</b>	<b>34</b>
Discover Isaiah 40:31	
<b>4 God Is the Greatest .....</b>	<b>46</b>
Discover Daniel 2:20	
<b>5 God Takes Care of Us .....</b>	<b>58</b>
Discover Nahum 1:7	
<b>6 God Can Do Anything Works for Christmas! .....</b>	<b>70</b>
Discover Matthew 19:26	
<b>7 Jesus Is Always With Us .....</b>	<b>82</b>
Discover Matthew 28:20	
<b>8 Jesus Gives Us Life Forever .....</b>	<b>94</b>
Discover John 3:16	
<b>9 Jesus Is God.....</b>	<b>106</b>
Discover John 14:6	
<b>10 The Holy Spirit Works Through Us.....</b>	<b>118</b>
Discover Galatians 5:22-23	
<b>11 God Shows Us How to Forgive.....</b>	<b>130</b>
Discover Ephesians 4:32	
<b>12 We Need God .....</b>	<b>142</b>
Discover 2 Corinthians 12:9	
<b>13 Jesus Gave His Life for Us Works for Easter! .....</b>	<b>154</b>
Discover 1 John 3:16	



The All Together Sunday School Digital Download Center contains digital versions of this book and its handouts. Use your unique access code to log on, then find what you need!



Welcome  
to

# All Together Sunday School™

All Together Sunday School™ gives you a fresh way to help kids of all ages hear from God through his Word. In each lesson, kids explore one key Bible verse—as they play!



## At your church, are combined-age groups a must-do or a choose-to?

Let's face it, sometimes combining kids of different ages at church feels like a must-do instead of a choose-to.

But combined-age groups *can* be a choose-to, too! As we designed All Together Sunday School, we discovered an upside to mixing things up. Combined-age classrooms are a strategic choice for your church family because they help you more effectively guide kids to grow in relationship with Jesus and each other.

In developing All Together Sunday School, we observed multi-age kids in their natural habitats—the playground, the living room, the church picnic—then we tailored Bible lessons to the natural rhythms of play and relationship-growing we observed. This fresh approach to Bible teaching combines discipleship and play for kids of all ages. Trust us, you *and* the kids you lead are gonna love it!

These Bible lessons, geared for ages 4-12, work any time you have kids of all ages in one room. Need lessons for Sunday school, children's church, midweek programs, or moms' groups? We have you covered! Lessons are designed to last about an hour—with built-in flexibility to work for more or less time as needed.

Here's our not-so-secret recipe. It's how All Together Sunday School helps you effectively prepare meaningful Bible discoveries for combined-age groups.

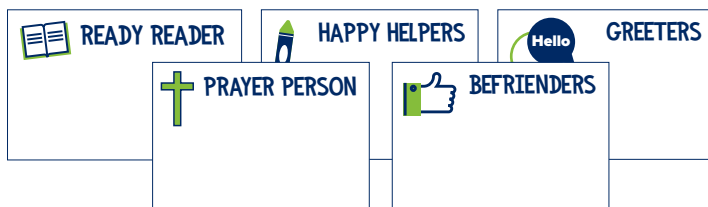
## Step 1

**All Together Sunday School lessons help you prepare your environment *and* kids' hearts.**

All Together Sunday School creates an environment that kids of all ages actually *want* to be in. Environment is more than the room in which you meet; it's the atmosphere—the vibe! It's the spirit leaders cultivate and the Holy Spirit creates.

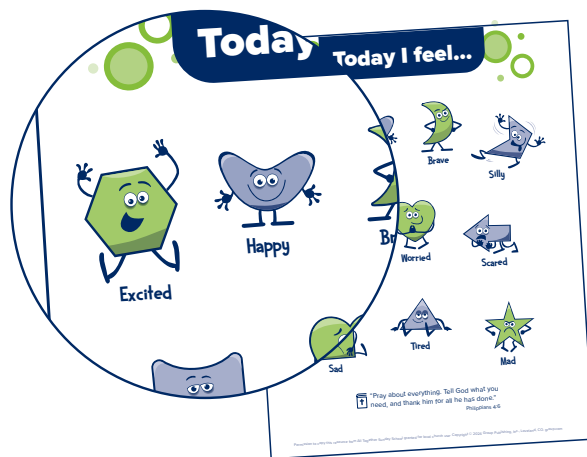
Meaningful Bible experiences empower kids with responsibility and choice. That's why kids choose jobs at the beginning of each All Together Sunday School lesson. As we tested these experiences, we found that responsibility

grows relationships. Kids encourage each other in their roles, form friendships, and love being in charge sometimes, too. Here are the tasks kids choose from each week. (See page 8.)



## Talk Together

All Together Sunday School also creates an environment where kids can develop social and emotional skills. The Talk Together section is a powerful and intentional way for you to form friendships with kids and for kids to better befriend each other. Each week, kids communicate how their day is going, with the help of a fun and user-friendly Feelings Chart. (See page 9.)



## Pray Together

After they talk about how they're feeling, your group will Pray Together and tell God about what's going on in their minds and their hearts.

This powerful prayer time:

- Builds trust and relationships in your combined-age group.
- Provides an opportunity for kids to pray and talk with God about what's going on in their lives.
- Prepares kids' hearts to hear what God has to say back to them through the Bible verse they'll explore all together.

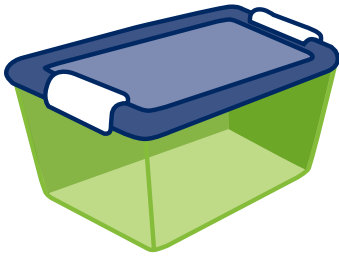
## Step 2

All Together Sunday School lessons help you disciple through play.

Each child brings his or her own unique personality and age-specific needs to your classroom. All Together Sunday School creates meaningful Bible experiences that attend to each child's needs.

## Play Together

Hear this: Discipleship through play is not a free-for-all. Rather, it's inviting kids to choose purposeful play that helps them connect Bible truth to fun experiences. These fun-filled Bible lessons always integrate toys in order to bring kids together and teach Bible truth. In order to prepare for each lesson, you'll place specific items in the Wonder What Bin!



The Wonder What Bin is a key part of each All Together Sunday School lesson. This large container will store the toys and supplies needed for "Play Together" and "Wonder What Stations." Each week, kids will "wonder what" is in store for them! Your Wonder What Bin could be a plastic storage bin, a treasure chest, a toy box, or any large container.

Each All Together Sunday School lesson begins and ends with play.

- The **Play Together** section presents two options to begin your class time. Each activity takes about five minutes and invites kids to enter the space, get to know each other, and find out what Bible verse they'll explore that day.



**READ**  
Take a Look




**GAMES**  
Let's Play



**IMAGINE THAT**  
Imaginative Play



**OBJECT LESSON**  
Try This



**CRAFT**  
Create

- **Wonder What Stations** are free-flowing application activities for after the Bible Discovery. Each lesson includes three of these five types of activities. No matter what kids' interests and learning preferences, there is something for everyone! Kids enjoy these application activities for 15-20 minutes, depending on the amount of time you have together.

# Step 3

All Together Sunday School helps you cover *less Bible content more deeply* by studying key Bible verses in context.

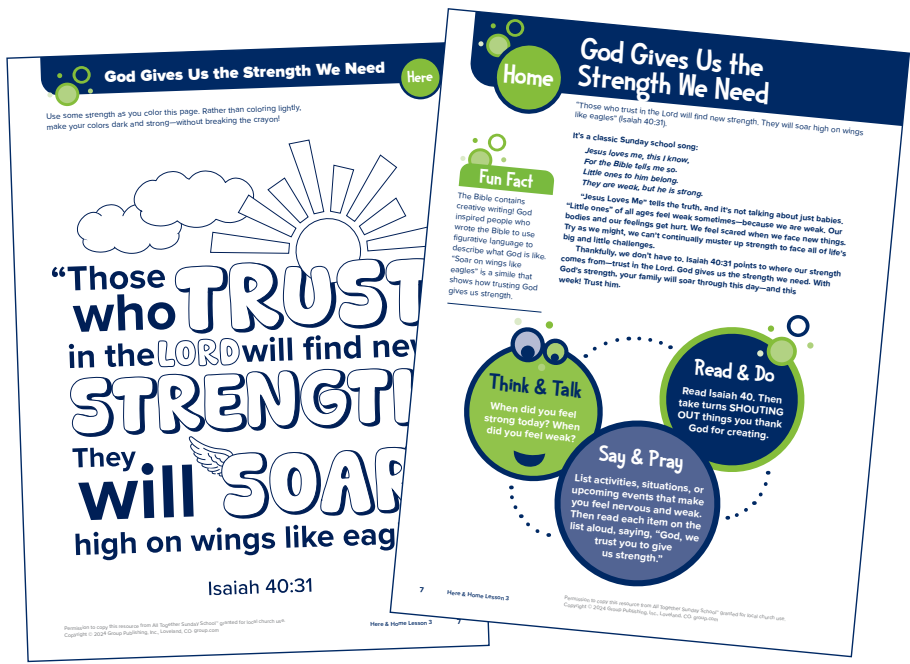
All Together Sunday School focuses on Bible truth, not just Bible knowledge. As you serve up Bible truth, All Together Sunday School starts small—with one beloved Bible verse per lesson. We created the scope and sequence by asking children’s ministry leaders what verses they most want to teach kids. Check them out—they create a solid foundation for Bible learning.

## Bible Discovery

The **Bible Discovery** section of each All Together Sunday School lesson helps kids place the Bible verse in the big story of Scripture. Each Bible Discovery takes about 15 minutes and is packed with action and experiences that engage kids of all ages—even the little ones! Exploring key verses in context naturally leads to deep Bible learning for everyone.

## Here & Home Papers

Even after the lesson concludes, the fun continues! Kids work on a cool, interactive coloring activity page as they wait for their grown-ups to pick them up after class. Flip over the page, and find fun activities for families to do as they continue to explore and apply the Bible verse at home.







**READY READER**



**PRAYER PERSON**



**HAPPY HELPER**



**HAPPY HELPER**



**BEFRIENDER**



**BEFRIENDER**



**GREETER**

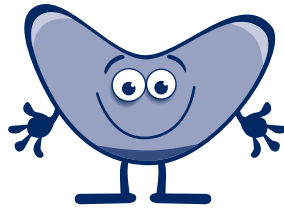


**GREETER**


# Today I feel...




Excited




Happy




Brave




Silly




Peaceful




Worried



Scared



Sad



Tired



Mad



“I am praying to you because I know you will answer, O God. Bend down and listen as I pray.”

Psalm 17:6

# Lesson 1

# We Love God

“And you must love the Lord your God with all your heart, all your soul, and all your strength” (Deuteronomy 6:5).

## Discover Deuteronomy 6:5

Have you ever been so “into” something or someone that your thoughts seem to hover there? Maybe you’re amazed by your favorite animal, video game, or story. We can have so many favorites!

What would it look like for God to be your absolute favorite? That’s what God wants from us. To be loved above all else, because he loves *us* so much.

We can have our other interests and other loves, but when we’re “all in” for God, we love him with all our hearts, all our souls, and all our strength. We can give God important time and space in each day to show that we love God.

Today you’ll help kids understand the words God spoke through Moses to the Israelites in Deuteronomy 6:5: “And you must love the Lord your God with all your heart, all your soul, and all your strength.” As you lead, tune in to...

- kids’ hearts. How are they feeling today? Welcome their thoughts, and notice what matters to them.
- kids’ souls. Try to see kids the way Jesus sees them. Notice what makes them unique and special to you and to God!
- kids’ strength. What are kids good at? Take time to see what they work hard to achieve.

Today, lean into God’s love, knowing that the love you give back is seen, welcomed, and celebrated. We’re safe to go “all in” with God.

## Fun Fact

In both its Greek and Hebrew translations, *Deuteronomy* means roughly “repetition of the Law.” Moses had detailed God’s commandments in the first four books of the Bible, and then—like a good teacher—Moses offered a review. He also gave a commission to keep God’s commandments by loving God with our whole selves.

## PRAYER

Dear God, thank you for your love. Help me allow you to heal and deal with anything holding me back from loving you with all of me. Show me how to lead kids to do the same. In Jesus’ name, amen.



## Lesson Overview



**Bible Verse:** Deuteronomy 6:5 | **Bible Point:** We love God. *(It's true!)* | **Bible Exploration:** Deuteronomy 6

### Lesson-at-a-Glance

#### Play Together (10-15 minutes)

Try to get three pompoms into a cup from different places and/or discover the uniqueness of fingerprints enlarged on inflated balloons.

#### Talk Together | Pray Together (10 minutes)

Talk about how you're feeling today, then pray and talk with God about it.

#### Bible Discovery (10-15 minutes)

Find and read Deuteronomy 6:5 together, and explore a quick history of the Israelites' journey to the Promised Land. Play a classic game to explore the importance of Moses' instructions from God for living in the Promised Land—including how to love God.

#### Wonder What Stations (15-20 minutes)

Choose and move through the following activities:

- Take a Look: Look up the Bible verse, and explore how the verse doesn't make sense without *all* of its words.
- Let's Play: Sing and play a version of the Hokey Pokey.
- Create: Use play dough and gingerbread people cookie cutters to create a detailed "self-portrait."

#### Review Together (5 minutes)

Explore a Jesus Connection, work together to create actions for words in the Bible verse, and give out Here & Home papers.

### Supply List

- Bible bookmarked at Deuteronomy 6:5
- All Together Tasks labels (1 sheet for every 8 kids) (on page 8)
- Feelings Charts (1 for every 2 kids) (on page 9)
- Here & Home papers (1 per child) (on page 19)
- crayons
- long strips of red, orange, and yellow crepe paper

### Wonder What Bin Contents

- pompoms
- large cups
- dark-colored washable markers
- balloons
- balloon pumps (*optional*)
- play dough
- gingerbread people cookie cutters
- paper
- pencils with erasers
- Bible with Deuteronomy 6:5 clearly marked

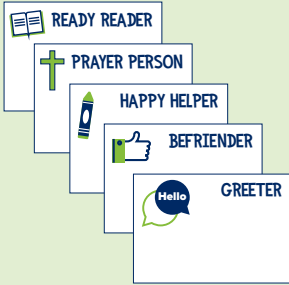


#### The "Wonder What Bin"

This supply box is a key part of each All Together Sunday School lesson. It will store all the toys and supplies needed for the Play Together activities and Wonder What Stations. Each week, kids will "wonder what" is in store for them! Your Wonder What Bin could be a storage bin, a toy box, or any large container.

# All Together Tasks

Supplies: All  
Together Tasks labels  
(1 sheet for every 8 kids)



As kids arrive, explain the special jobs and encourage each child to choose one to do today. Download and print the All Together Tasks labels or copy them from page 8, and let kids choose the jobs they want to do. It's okay if more than one child has the same job or if one child has a few jobs. Teachers can have another job, too!

Kids choose from the following jobs:

**Ready Reader** is ready and willing to read a Bible verse aloud.

**Prayer Person** prays aloud nice and loud so everyone can hear.

**Happy Helpers** jump at the chance to hand out supplies and clean up stuff.

**Befrienders** are on the lookout for those who need help and support.

**Greeters** say, "Hello and welcome!" to everyone as they arrive and "Have a good day!" to everyone as they leave.

## Play Together (10-15 minutes)

Play with the kids, using their favorite toys and games to help introduce the Bible Point. Choose one or both activities.

### All In

Try to toss pompoms in a cup! Choose a cup, then try to toss three pompoms into the cup from different spots in the room. See if it's possible to *always* get all three pompoms in the cup even when far away.

**Ask:** What was it like to try to get *all three* pompoms in the cup?

**Say:** Today we'll explore a Bible verse that tells how God wants us to love him with *all* our hearts, souls, and strength—every day. Some days we may miss the target. When that happens, it doesn't change God's love for us. That's just one reason we love God.

### Only One You

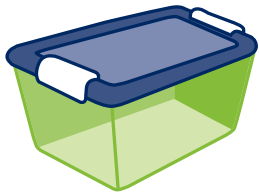
Use dark-colored washable markers to color one of your fingertips. Then press that fingertip onto a balloon to leave a print. Carefully inflate the balloon and tie it off if you can. The fingerprint will get bigger!

**Ask:** What do you notice about your fingerprint now that you can see it better on the balloon?

**Ask:** What differences do you see when you compare your fingerprint to friends' fingerprints?

**Say:** Your fingerprints are unique! There's another part of us that's completely unique, but we can't see it like we can see our fingerprints. Today we'll explore how we love God with all of our unique selves!

Supplies:  
• Wonder What Bin



## Talk Together (5 minutes)

Kids talk in pairs about how they're feeling today.

**Say:** Today we'll talk with God and hear what God has to say to us through words in the Bible. I hope our time together will be fun and helpful to you as you grow to know God better. But first, let's talk together. How are you feeling today?

Form pairs, and give each pair a Feelings Chart and a crayon. Have partners each circle the face that reflects how they're feeling in this moment and then tell their partners why they chose that face. Be sure to find a partner, too, and participate with the kids as they chat.

## Pray Together (5 minutes)

Kids tell God how they're feeling and pray a prayer all together.

**Say:** Thanks for talking with a friend! In the Bible, we read that we can pray knowing that God listens to us.

Psalm 17:6 says, "I am praying to you because I know you will answer, O God. Bend down and listen as I pray."

Like we just talked with and listened to our friends, we can talk with God! Let's practice doing that now! We'll silently pray and tell God how we're feeling today. We won't pray with our voices—instead we'll just think a prayer to God for a little bit. God hears and listens to those prayers too! After our thinking prayer, we'll pray a special prayer all together.

Invite kids to get comfortable and close their eyes as they pray.

**Pray:** Dear God, we want to tell you how we feel today and why we feel that way. Pause for several moments of silent prayer. Thanks for listening, God.

**Say:** Now let's pray all together. We'll ask God to guide our time together today.

Watch and do what I do! After each sentence, I'll pause and we'll say the words "All together" together!

**Pray:** Dear God,

**May we love** [make the shape of a heart with your hands] **you and each other.** ("All together!")

**May we listen** [cup hand behind ear] **to you and each other.** ("All together!")

**May we learn** [point to brain] **about you and each other.** ("All together!")

**May we laugh and have fun** [high-five a friend] **with you and each other.** ("All together!")

**Thanks for bringing us** ("All together!") **today. Amen.**

Supplies:

- Feelings Charts (1 for every 2 kids)
- crayons



Download and print or make one copy of the Feelings Chart on page 9 for every two people. Instead of printing each week, consider placing the charts in plastic sheet protectors. Then kids can use dry-erase markers to mark how they're feeling. Simply clean off the markings for next week!

This prayer will set the tone for your time together each lesson. Each sentence helps to communicate the values in your classroom and invites God to help everyone do their part, no matter their age! When behavior challenges arise, you can guide kids back to this prayer, to steer them toward loving behaviors.

## **Bible Discovery** (10-15 minutes)

Find and read a verse together, explore its Bible context, and talk about stories in the Bible that reinforce the main idea of the verse.


Supplies:

- Bible bookmarked at Deuteronomy 6:5
- long strips of red, orange, and yellow crepe paper

### Find and read Deuteronomy 6:5.

**Say:** Let's hear a Bible verse that a man named Moses shared a long time ago. Moses spent a lot of time with God and shared all that God told him with a group of people called the Israelites. Moses wrote the first five books of the Bible's Old Testament, and Deuteronomy is the fifth. Moses' words help people's lives today, too!

Today we're exploring Deuteronomy 6:5. Deuteronomy is the book, 6 tells us what chapter in the book, and 5 means the fifth verse of chapter 6. Whew! Let's hear Deuteronomy 6:5.

 Invite the Ready Reader to read the verse from your marked Bible. Have everyone clap to thank the Ready Reader for reading.

**Ask:** What does this verse tell us about how to love God?

**Say:** As God's children, we love God a lot! This important message that Moses shared from God tells that God wants people to love him with a *big*, deep love. Let's find out more about what this means and what it looks like. Today, every time you hear the words of our Bible Point, "We love God," give two thumbs up and say, "It's true!" To practice, repeat the Bible Point and response several times.

### Learn who the Israelites are.

Moses had been leading the Israelites for more than 40 years! That's a long time to be a leader.

The Israelites were God's special people. Moses led the Israelites out of Egypt. Life was difficult for the Israelites in Egypt, so God said he'd get them out of there and into a much better place—the Promised Land.

**Ask:** Tell about a time you were promised something exciting.

**Say:** God did what he promised! He guided the Israelites to the Promised Land.

### Appreciate God's instructions.

God also guided the Israelites with rules to help them. God gave them commandments, or instructions, for living the way God says is right. Before they finally entered the Promised Land, Moses reminded the people of God's rules.



Have the Ready Reader read Deuteronomy 6:1-3 aloud. Invite kids to give a thumbs-up to thank the Ready Reader for reading.

**Sometimes we may think rules are no fun, but they actually do a lot of good. Let's see what it's like to play a game without enough rules or instructions of what to do. You may recognize this game, but at first, follow only the one instruction I give you.**

Sit closely in a circle and play Duck, Duck, Goose. First, play by following only this *one* instruction: One person walks around the circle gently tapping shoulders and calling each person a “duck” and then choosing one person to be the “goose.”

**Ask: What's it like to play a game without all the instructions? Why are rules important?**

**Say: God's rules, also called his commandments, are important too! God didn't give them to ruin fun. God gave commandments to help his people enjoy life, to live the best life.**

Play a few rounds of regular Duck, Duck, Goose following the usual game rules.

**Ask: Which did you enjoy more, the first round of the game or the last ones? How did following the rules make the game better?**

**Say: God wanted the Israelites to have the best life they could in the Promised Land. God showed his love for the Israelites again and again. And in return, God wanted them to love him back. That's where today's Bible verse comes in!**

### Explore loving God with wholehearted commitment.




Read aloud Deuteronomy 6:4-6.

**Moses reminded the Israelites to follow all God's commands that he had taught them. That'd come pretty naturally if they loved God with all their hearts, all their souls, and all their strength. All three pieces make a whole. Let's see what that looks like. God said to love him with three things: hearts, souls, and strength. Let's show those three things with three strips of crepe paper.**

Have kids help you tear crepe paper into three 4-foot strips. Then use the strips to make a large triangle on the floor for everyone to sit around.

Point to one side of the triangle. **When people love God with their hearts, they let God in on their feelings, thoughts, and what matters to them.** Have kids make a heart shape with their hands.





Point to another side of the triangle. **When people love God with their souls, they trust God with the deepest part of them that makes them who they are.** Have kids place a hand over their hearts.

Point to the last side of the triangle. **When people love God with their strength, their love for God is strong and doesn't give up easily.** Have kids show muscles.

Pick up the strips of crepe paper so the triangle isn't whole anymore. **God wants his children to love him, not with some parts of them, but with *all* of them. God's children love and trust God with their whole selves.** Lay down the crepe paper strips again to remake a complete triangle. **Let's keep reading Moses' words from God.**



Read Deuteronomy 6:7-9.

**God didn't want only the Israelites who were there that day with Moses to love and obey him. He wanted those good rules to be passed on by family members and friends, on and on over time all the way to us today! We love God too! (*It's true!*)**

**Reading the Bible helps us know what Moses told the Israelites too. And we can love and obey God too. Loving God with our whole selves means remembering him and loving God every day.**

**Ask:** What are some everyday things you do that are important to you? Let's act them out in our triangle! Share and act out an example first, such as brushing your teeth twice a day or going for a walk. Then invite others to stand in the triangle and act out something important they do every day.

**Say:** We do these things for a lot of good reasons, and we're "committed" to doing these things every day. That means we're careful to do them again and again and not forget. We can be committed to loving God with our hearts, souls, and strength, too! As we do these things, remember, you are God's deeply loved child. Do those things well to show that you love God back!

### Pray together.

Point to the triangle again.

**Loving God with our whole selves helps us know and obey God. We can spend time with God each day and show that we love God. (*It's true!*)**

**Let's pray. Prayer Person, be ready to end our prayer with some simple words or just an "Amen!"**

**Pray:** Dear God, thank you for loving us so much. You've always loved your people. And you've given us rules to help each of us have the best life. Help us obey your rules and love you with our whole selves. Remind us whenever there's a piece missing so we can love you with all our hearts, all our souls, and all our strength.

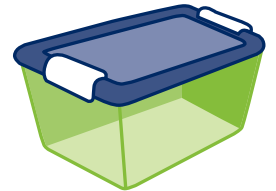
# Wonder What Stations (15-20 minutes)

Kids will wonder and wander their way through these three free-flowing application activities. Young kids may gravitate toward some things while older kids are drawn to others.

**Say:** Let's keep exploring Deuteronomy 6:5 with the items in this Wonder What Bin. You'll have three choices—I wonder what you'll choose to do first!

Dramatically re-reveal what's inside the Wonder What Bin, and explain these three different options for kids to choose during a free-play time. After 15-20 minutes, tell kids you'll be cleaning up the Wonder What Stations in about a minute. Have Happy Helpers return supplies to the Wonder What Bin.

Supplies:  
• Wonder What Bin



## Take a Look



Work together to find Deuteronomy 6:5 where it's marked in the Bible. Use pencils to write the verse on a piece of paper. Together, choose one or two words in the verse to erase and leave out. Read the Bible verse with words missing. Repeat a few times, choosing different words to leave out each time.

**Ask:** How did leaving words out of the verse make it different?

**Say:** When we left even one word out, the verse didn't make as much sense, or it sounded funny. The verse needs everything in it. That's true about loving God the way this verse says to—with *everything* that makes us who we are. We don't leave anything out. We love God. (*It's true!*)

## Let's Play



Sing and play the Hokey Pokey a few times! If needed, find a fun and age-appropriate version online to sing and move along to.

**Ask:** What's your favorite part of the song?

**Say:** You might like putting your "whole self" in! We love God (*It's true!*) with our whole selves! Not just parts we see like arms and legs, but with our hearts, souls, and strength, too.

## Imagine That



Use the cookie cutters to make play dough people. Include lots of details to make each one a whole person!

**Ask:** What details did you include to make a whole person?

**Say:** We love God (*It's true!*) not just with the things we can see about ourselves—the things we can sculpt with dough. We love God with the deepest parts of ourselves that make us who we are—our hearts, our souls, and our strength.

---

As kids play, meander around the area, using these questions and comments to connect each activity to today's Bible verse and Bible Point.

---

# Review Together (5 minutes)

Explore a Jesus Connection and work together to create actions for words in the Bible verse.

Supplies:

- Here & Home papers (1 per child)
- crayons

**Say:** Moses isn't the only one who shared with us the way God wants to be loved. Jesus did too! In the book of Matthew, chapter 22, Jesus said the most important of God's commands is to love God with our whole selves. Sound familiar? And love others as we would love ourselves. If we do those two things, we keep *all* God's commands and we love God (*It's true!*) the way he wants to be loved.

Let's create some actions to do as we say today's Bible verse, Deuteronomy 6:5, all together. Rather than *me* telling you what to do, you kids can create the actions for us. You're in charge!

Invite kids to work together to make up actions for these words:

- love
- God
- heart
- soul
- strength

Say Deuteronomy 6:5 together with actions:


**“And you must love the Lord your God with all your heart, all your soul, and all your strength.”**

Take some time to affirm kids by name, reminding them that God knows them and loves them. God listens to their prayers and is excited to spend time with them. God is a good, forever friend who they can love back.

## Here & Home

Give kids each the Here & Home paper on page 19. Invite them to color and complete the Bible verse page now, and point out the activity for them to lead their parents in at home.

Make this person look more like you as you think about the Bible verse. What does your hair look like? Can you make the face look more like you? What makes you, you? Include those details, and don't leave anything out!



**“And you must love the Lord your God with all your heart, all your soul, and all your strength.”**

Deuteronomy 6:5

“And you must love the Lord your God with all your heart, all your soul, and all your strength” (Deuteronomy 6:5).

## Fun Fact

In both its Greek and Hebrew translations, *Deuteronomy* means roughly “repetition of the Law.” Moses had detailed God’s commandments in the first four books, and with his final book he offered a review. What a good teacher!

Have you ever been so “into” something or someone that your thoughts seem to hover there? Maybe you’re amazed by your favorite animal, video game, or story. We can have so many favorites!

What would it look like for God to be your absolute favorite? That’s what God wants from us. To be loved above all else, because he loves *us* so much.

We can have our other interests and other loves, but when we’re “all in” for God, we love him with all our hearts, all our souls, and all our strength. We can give God important time and space in each day to show that we love God.

Your time with God brings God joy, and it will for you, too! You’ll be spending time with a forever friend who listens to you and loves you.

## Think & Talk

What surprised or excited you today?

## Say & Pray

Read Matthew 22:37-39 again. Jesus sums up God’s commandments with two important things: Love God above all else, and love others as you would yourself. Pray together and let God know you love him. Ask God to guide you in putting him first, loving him most, and loving others.

## Read & Do

Read Deuteronomy 6:5-7, then Matthew 22:36-40. Brainstorm as a family ways you can remember and put into practice what Jesus says is the most important commandment.

Perfect for  
Churches That Have  
Kids of ALL AGES  
in One Room!

# All Together SUNDAY SCHOOL™

Discover 13 fresh, Bible-based lessons to help kids (ages 4-12) hear from God through his Word! In each *All Together Sunday School™* lesson, kids explore a key Bible verse's meaning, learn its Bible story context, and practice living its message in their everyday lives. Just gather a few simple supplies, print handouts, and you're ready to lead creative Bible lessons kids will love.

In *All Together Sunday School, Book Two*, kids will learn these truths:

1. We love God.  
(Deuteronomy 6:5)
2. God is with us wherever we go.  
(Joshua 1:9)
3. God gives us the strength we need. (Isaiah 40:31)
4. God is the greatest.  
(Daniel 2:20)
5. God takes care of us.  
(Nahum 1:7)
6. God can do anything. **Works for Christmas!** (Matthew 19:26)
7. Jesus is always with us.  
(Matthew 28:20)
8. Jesus gives us life forever.  
(John 3:16)
9. Jesus is God. (John 14:6)
10. The Holy Spirit works through us. (Galatians 5:22-23)
11. God shows us how to forgive.  
(Ephesians 4:32)
12. We need God.  
(2 Corinthians 12:9)
13. Jesus gave his life for us.  
**Works for Easter!** (1 John 3:16)

In every lesson kids engage with activities designed to reinforce the Bible point and help them build strong relationships with God and each other. Kids...

**PLAY.** Fun games introduce the Bible point and get kids working together.

**CHOOSE.** Kids decide which special jobs they want to do—giving them purpose and keeping them engaged.

**TALK.** Kids pair up and talk about how they're feeling today.


**PRAY.** Interactive group prayer time gets kids talking with God.

**DISCOVER.** Kids dig into God's Word and explore key Bible truths.

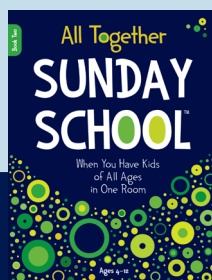
**EXPLORE.** Kids choose activities that help them apply the Bible point to their everyday lives!

**REVIEW.** Kids explore the Bible verse in creative ways and receive ways to continue discoveries at home.


Use *All Together Sunday School* any time you want to teach fun and meaningful Bible lessons to kids of different ages—in the same room.  
**You'll be ready no matter who shows up!**



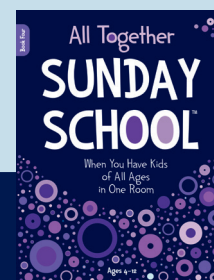
Book One



Book Two



Book Three



Book Four

www.group.com

ISBN 978-1-4707-7615-2 USD \$29.99



9 781470 776152

529.99

Religion/Christian Ministry/Children  
Printed in U.S.A.

Group

132847



# **THIS IS A SAMPLE**

**The number of pages is limited.**

Purchase the item for the complete version.

