

Book Three

All Together

SUNDAY SCHOOL™

When You Have Kids
of All Ages
in One Room

Ages 4-12

Book Three

All Together

SUNDAY SCHOOL™

When You Have Kids of All Ages
in One Room



Group



Group resources really work!

This Group resource incorporates our R.E.A.L. approach to ministry. It reinforces a growing friendship with Jesus, encourages long-term learning, and results in life transformation, because it's:

Relational

Person-to-person interaction enhances spiritual growth and builds Christian friendships.

Experiential

What we experience through action and discussion sticks with us up to 9 times longer than what we simply hear or read.

Applicable

The aim of ministry is to equip people to be both hearers and doers of God's Word.

Lifelong

Experiences transform the heart, moving faith beyond the walls of church and into everyday life for years to come.

All Together Sunday School™

Book Three

Copyright © 2024 Group Publishing, Inc./0000 0001 0362 4853

All rights reserved. No part of this book may be reproduced in any manner whatsoever without prior written permission from the publisher, except where noted in the text and in the case of brief quotations embodied in critical articles and reviews. For information, visit group.com/permissions.

Visit our website: group.com

Credits

Art Director: Jeff Storm

Chief Creative Officer: Joani Schultz

Executive Director of Content Creation: Jody Broisma

Executive Editor: Charity Kauffman

Editor: Laycie McClain

Copy Editor: Lyndsay Gerwing

Scripture quotations are taken from the *Holy Bible*, New Living Translation, copyright © 1996, 2004, 2015 by Tyndale House Foundation. Used by permission of Tyndale House Publishers, Inc., Carol Stream, Illinois 60188. All rights reserved.

ISBN 978-1-4707-7616-9


Printed in the U.S.A.

10 9 8 7 6 5 4 3 2 1

27 26 25 24



Table of Contents



Welcome to All Together Sunday School™	4
All Together Tasks Labels	8
Feelings Chart.....	9
1 God Blesses Us	10
Discover Numbers 6:24-26	
2 God Is Our Rock	22
Discover 1 Samuel 2:2	
3 God Helps Us	34
Discover 2 Chronicles 20:12	
4 God Gives Us Each Day	46
Discover Psalm 118:24	
5 God Is Patient	58
Discover Nehemiah 9:17	
6 God Is With Us Works for Christmas!	70
Discover Matthew 1:23	
7 Jesus Gives Us Life Forever	82
Discover John 11:25	
8 Jesus' Power Pulls Us Through	94
Discover John 16:33	
9 The Holy Spirit Lives in Us Works for Easter!	106
Discover Romans 8:11	
10 God Works for Good	118
Discover Romans 8:28	
11 God Always Loves Us	130
Discover Romans 8:38	
12 God Gives Us Strength	142
Discover Ephesians 6:10-11	
13 God Cares About Us	154
Discover 1 Peter 5:7	




The All Together Sunday School Digital Download Center contains digital versions of this book and its handouts. Use your unique access code to log on, then find what you need!



Welcome
to

All Together Sunday School™

All Together Sunday School™ gives you a fresh way to help kids of all ages hear from God through his Word. In each lesson, kids explore one key Bible verse—as they play!



At your church, are combined-age groups a must-do or a choose-to?

Let's face it, sometimes combining kids of different ages at church feels like a must-do instead of a choose-to.

But combined-age groups *can* be a choose-to, too! As we designed All Together Sunday School, we discovered an upside to mixing things up. Combined-age classrooms are a strategic choice for your church family because they help you more effectively guide kids to grow in relationship with Jesus and each other.

In developing All Together Sunday School, we observed multi-age kids in their natural habitats—the playground, the living room, the church picnic—then we tailored Bible lessons to the natural rhythms of play and relationship-growing we observed. This fresh approach to Bible teaching combines discipleship and play for kids of all ages. Trust us, you *and* the kids you lead are gonna love it!

These Bible lessons, geared for ages 4-12, work any time you have kids of all ages in one room. Need lessons for Sunday school, children's church, midweek programs, or moms' groups? We have you covered! Lessons are designed to last about an hour—with built-in flexibility to work for more or less time as needed.

Here's our not-so-secret recipe. It's how All Together Sunday School helps you effectively prepare meaningful Bible discoveries for combined-age groups.

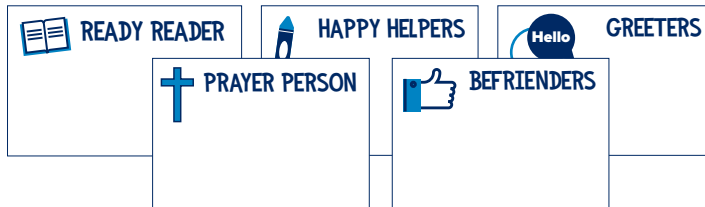
Step 1

All Together Sunday School lessons help you prepare your environment *and* kids' hearts.

All Together Sunday School creates an environment that kids of all ages actually *want* to be in. Environment is more than the room in which you meet; it's the atmosphere—the vibe! It's the spirit leaders cultivate and the Holy Spirit creates.

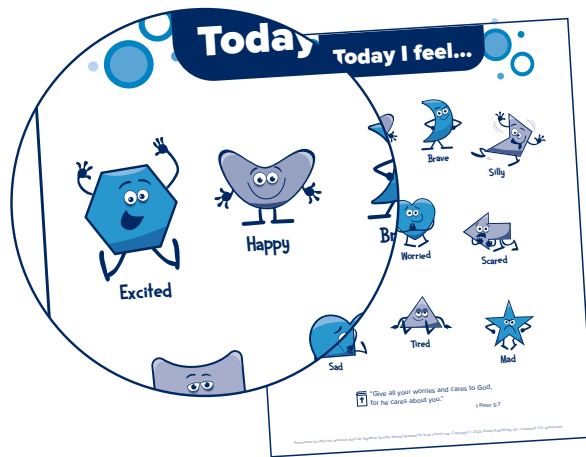
Meaningful Bible experiences empower kids with responsibility and choice. That's why kids choose jobs at the beginning of each All Together Sunday School lesson. As we tested these experiences, we found that responsibility

grows relationships. Kids encourage each other in their roles, form friendships, and love being in charge sometimes, too. Here are the tasks kids choose from each week. (See page 8.)



Talk Together

All Together Sunday School also creates an environment where kids can develop social and emotional skills. The Talk Together section is a powerful and intentional way for you to form friendships with kids and for kids to better befriend each other. Each week, kids communicate how their day is going, with the help of a fun and user-friendly Feelings Chart. (See page 9.)



Pray Together

After they talk about how they're feeling, your group will Pray Together and tell God about what's going on in their minds and their hearts.

This powerful prayer time:

- Builds trust and relationships in your combined-age group.
- Provides an opportunity for kids to pray and talk with God about what's going on in their lives.
- Prepares kids' hearts to hear what God has to say back to them through the Bible verse they'll explore all together.

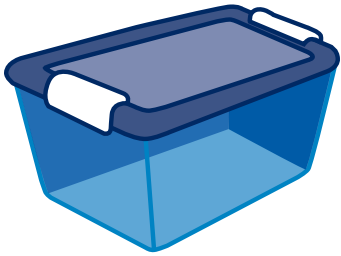
Step 2

All Together Sunday School lessons help you disciple through play.

Each child brings his or her own unique personality and age-specific needs to your classroom. All Together Sunday School creates meaningful Bible experiences that attend to each child's needs.

Play Together

Hear this: Discipleship through play is not a free-for-all. Rather, it's inviting kids to choose purposeful play that helps them connect Bible truth to fun experiences. These fun-filled Bible lessons always integrate toys in order to bring kids together and teach Bible truth. In order to prepare for each lesson, you'll place specific items in the Wonder What Bin!



The Wonder What Bin is a key part of each All Together Sunday School lesson. This large container will store the toys and supplies needed for "Play Together" and "Wonder What Stations." Each week, kids will "wonder what" is in store for them! Your Wonder What Bin could be a plastic storage bin, a treasure chest, a toy box, or any large container.

Each All Together Sunday School lesson begins and ends with play.

- The **Play Together** section presents two options to begin your class time. Each activity takes about five minutes and invites kids to enter the space, get to know each other, and find out what Bible verse they'll explore that day.



READ
Take a Look



GAMES
Let's Play



IMAGINATIVE PLAY
Imagine That



OBJECT LESSON
Try This



CRAFT
Create

- **Wonder What Stations** are free-flowing application activities for after the Bible Discovery. Each lesson includes three of these five types of activities. No matter what kids' interests and learning preferences, there is something for everyone! Kids enjoy these application activities for 15-20 minutes, depending on the amount of time you have together.

Step 3

All Together Sunday School helps you cover *less Bible content more deeply* by studying key Bible verses in context.

All Together Sunday School focuses on Bible truth, not just Bible knowledge. As you serve up Bible truth, All Together Sunday School starts small—with one beloved Bible verse per lesson. We created the scope and sequence by asking children’s ministry leaders what verses they most want to teach kids. Check them out—they create a solid foundation for Bible learning.

Bible Discovery

The **Bible Discovery** section of each All Together Sunday School lesson helps kids place the Bible verse in the big story of Scripture. Each Bible Discovery takes about 15 minutes and is packed with action and experiences that engage kids of all ages—even the little ones! Exploring key verses in context naturally leads to deep Bible learning for everyone.

Here & Home Papers

Even after the lesson concludes, the fun continues! Kids work on a cool, interactive coloring activity page as they wait for their grown-ups to pick them up after class. Flip over the page, and find fun activities for families to do as they continue to explore and apply the Bible verse at home.





READY READER



PRAYER PERSON




HAPPY HELPER



HAPPY HELPER



BEFRIENDER



BEFRIENDER




GREETER

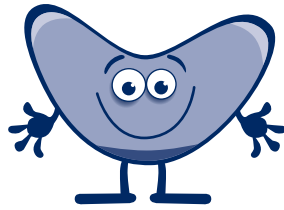


GREETER


Today I feel...




Excited



Happy




Brave




Silly




Peaceful




Worried



Scared



Sad



Tired



Mad



“Give all your worries and cares to God, for he cares about you.”

1 Peter 5:7

Lesson 1

God Blesses Us

“May the Lord bless you and protect you. May the Lord smile on you and be gracious to you. May the Lord show you his favor and give you his peace” (Numbers 6:24-26).

Discover Numbers 6:24-26

Chances are you’ve heard the words of Numbers 6:24-26 before. It’s arguably the most famous benediction in the Bible. These sacred lines have concluded many a sermon over the years.

God first spoke these life-giving words to Moses. God instructed Moses to share the words with Aaron, and Aaron and his sons were to speak the blessings over Israel.

Throughout history, these words of blessing have asked God to care for his children. That includes you and the kids you’ll hang out with today! These words remind us God blesses us with...

- Protection. God is our refuge when we’re navigating fears and/or anxiety. And God provides for us.
- Grace. We *all* mess up, a lot. But with God, we’re met with forgiveness and loving-kindness.
- Favor. God’s love is enduring and adoring. Alongside God’s grace, his children have his approval, too! We matter to God.
- Peace. The sweet “cherry on top” of the other blessings. It’s a tranquility that sometimes doesn’t even make sense because it’s bigger than us. It’s *God’s* peace, and he shares it with us through hard times.


These blessings are readily available for us—every day. But we can miss them in the hustle of daily life. Pick a couple that you’re drawn to receive in a refreshing way today. Welcome God’s blessings, soak up the goodness, and kids will be blessed by your lead!

PRAYER

Dear God, thank you for your many blessings. On good days and not-so-good days, lead me in welcoming your protection, grace, favor, and peace in my life. In Jesus’ name, amen.

Fun Fact

You may ask, “What is a benediction?” Well, it’s not exactly a prayer, though it may sound a bit like one. A benediction is God’s words of blessing for us, spoken to or over us. A benediction blessing is a gift! It’s a reminder of the good things God gives.



Lesson Overview



Bible Verse: Numbers 6:24-26 | **Bible Point:** God blesses us. *(It's true!)* | **Bible Exploration:** Numbers 6:22-27

Lesson-at-a-Glance

Play Together (10-15 minutes)

Sculpt blessings with play dough and/or toss various balls into a bucket until it's overflowing.

Talk Together | Pray Together (10 minutes)

Talk about how you're feeling today, then pray and talk with God about it.

Bible Discovery (10-15 minutes)

Find and read Numbers 6:24-26 together, use Legos to shape things that protect or sustain us, explore the meaningfulness of eye contact, and experience peace through sound.

Wonder What Stations (15-20 minutes)

Choose and move through the following activities:

- Let's Play: Play Tic-Tac-Toe and celebrate everyone's successes.
- Create: Draw comic book-style stories about a blessed day.
- Try This: Watch as a hard-to-see reminder of God's loving blessings appears boldly.

Review Together (5 minutes)

Explore a Jesus Connection, work together to create actions for words in the Bible verse, and give out Here & Home papers.

Supply List

- Bible bookmarked at Numbers 6:24-26
- All Together Tasks labels (1 sheet for every 8 kids) (on page 8)
- Feelings Charts (1 for every 2 kids) (on page 9)
- Here & Home papers (1 per child) (on page 19)
- Legos or Duplo blocks
- thunderstorm sounds ready to play on a cellphone or other device (search online)
- speaker to amplify the storm sounds

Wonder What Bin Contents

- play dough
- balls of various sizes
- medium-size bucket
- 5-inch lengths of yarn (4 lengths for every 2 kids)
- pompoms in 2 colors (6 of both for every 2 kids)
- construction paper
- crayons (including multiple white)
- washable markers (including multiple dark)
- index cards (1 per child)



The "Wonder What Bin"

This supply box is a key part of each All Together Sunday School lesson. It will store all the toys and supplies needed for the Play Together activities and Wonder What Stations. Each week, kids will "wonder what" is in store for them! Your Wonder What Bin could be a storage bin, a toy box, or any large container.

All Together Tasks

Supplies: All
Together Tasks labels
(1 sheet for every 8 kids)



As kids arrive, explain the special jobs and encourage each child to choose one to do today. Download and print the All Together Tasks labels or copy them from page 8, and let kids choose the jobs they want to do. It's okay if more than one child has the same job or if one child has a few jobs. Teachers can have another job, too!

Kids choose from the following jobs:

Ready Reader is ready and willing to read a Bible verse aloud.

Prayer Person prays aloud nice and loud so everyone can hear.

Happy Helpers jump at the chance to hand out supplies and clean up stuff.

Befrienders are on the lookout for those who need help and support.

Greeters say, "Hello and welcome!" to everyone as they arrive and "Have a good day!" to everyone as they leave.

Play Together (10-15 minutes)

Play with the kids, using their favorite toys and games to help introduce the Bible Point. Choose one or both activities.

Sculpt Your Blessings

Use play dough to make sculptures that show blessings in your life—good things, people, or other parts of your life that you're really thankful for. Tell each other about your blessings as you create.

Ask: Why are you thankful for the blessings you made with play dough?

Say: Blessings can make us say, "Life is good!" Today we're going to explore that God blesses us. God's blessings aren't always things, people, or other stuff we can see and touch. God blesses us in other big ways that come from his love.

My Cup Overflows

Try to toss the balls into the bucket. Mix up how far you stand from the bucket for each toss. Work with others and see if you can fill the bucket until it overflows, picking up any missed balls to try again. Then dump the balls out and do it again!

Ask: Have you ever had such a good day that it felt like you were overflowing with joy? What was that like?

Say: Days like that show us how God likes to bless us—with overflowing blessings. God blesses us with so many good things every day. Today we'll hear words from God that tell us about good things God has for us!

Supplies:
• Wonder What Bin



Talk Together (5 minutes)

Kids talk in pairs about how they're feeling today.

Say: Today we'll talk with God and hear what God has to say to us through words in the Bible. But first, let's talk to each other and tell what's going on in our lives. This Feelings Chart will give us a good way to start talking.

Form pairs, and give each pair a Feelings Chart and a crayon. Have partners each circle the face that reflects how they're feeling in this moment and then tell their partners why they chose that face. Be sure to find a partner, too, and participate with the kids as they chat.

Pray Together (5 minutes)

Kids tell God how they're feeling and pray a prayer all together.

Say: It's helpful to talk with a good friend about how we're feeling—someone we share our worries and the things we care about with. In the Bible, we read that we can pray and tell God these things, too. You'll see the words of that Bible verse printed on the Feelings Chart. If you'd like to read along, please do! Or you can simply listen as I read God's words.

First Peter 5:7 says, "Give all your worries and cares to God, for he cares about you."

God is a best friend—the kind of friend you can tell anything! God listens and cares, *and* God is powerful enough to know the thoughts and feelings inside us, too.

Let's silently talk with God and tell him how we're feeling today. After our thinking prayer, we'll pray a special prayer out loud, all together.

Invite kids to get comfortable and close their eyes as they pray.

Pray: Dear God, we want to tell you how we feel today and why we feel that way. Pause for several moments of silent prayer. Thanks for listening, God.

Say: Now let's pray all together. We'll ask God to guide our time together today.

Watch and do what I do! After each sentence, I'll pause and we'll say the words "All together" together!

Pray: Dear God,

May we love [make the shape of a heart with your hands] **you and each other.** ("All together!")

May we listen [cup hand behind ear] **to you and each other.** ("All together!")

May we learn [point to brain] **about you and each other.** ("All together!")

May we laugh and have fun [high-five a friend] **with you and each other.** ("All together!")

Thanks for bringing us ("All together!") **today. Amen.**

Supplies:

- Feelings Charts (1 for every 2 kids)
- crayons



Download and print or make one copy of the Feelings Chart on page 9 for every two people. Instead of printing each week, consider placing the charts in plastic sheet protectors. Then kids can use dry-erase markers to mark how they're feeling. Simply clean off the markings for next week!

This prayer will set the tone for your time together each lesson. Each sentence helps to communicate the values in your classroom and invites God to help everyone do their part, no matter their age! When behavior challenges arise, you can guide kids back to this prayer, to steer them toward loving behaviors.

Bible Discovery (10-15 minutes)

Find and read a verse together, explore its Bible context, and talk about stories in the Bible that reinforce the main idea of the verse.

Supplies:

- Bible bookmarked at Numbers 6:24-26
- Legos or Duplo blocks
- thunderstorm sounds ready to play on a cellphone or other device (search online)
- speaker to amplify the storm sounds

Find and read Numbers 6:24-26.


Say: You may have heard that God loves us, and it's true! God doesn't just say he loves us. God *shows* us his love through the good things and good people he puts in our lives. The ways God shows us his love are called *blessings*. They're sweet gifts from God.

Ask: I wonder...have you ever been so excited to give a gift to someone that it was hard not to tell them what it was?

Ask: Why were you so excited to give such a good gift?

Say: Like we're happy to give sweet gifts to people we love, it delights God to bless his children—including you and me! Blessings are gifts God gives because of his love! Let's hear a few Bible verses that tell us about some of the blessings God gives us every day.

The verses are from the book of Numbers. That almost sounds like a math book! There *are* some numbers in Numbers, but it's mostly about when a man named Moses was leading God's special people, the Israelites. Listen to these words God gave Moses to tell his brother, Aaron, who would say them to bless the Israelites.

 Invite the Ready Reader to read the verse from your marked Bible. Have everyone clap to thank the Ready Reader for reading.

Ask: What do these verses tell us about God?

Say: These few verses tell us so much about God and how God blesses us! That's our Bible Point today that we'll say again and again. So every time you hear the words "God blesses us," give two thumbs up and say, "It's true!" To practice, repeat the Bible Point and response several times.

Build protecting and sustaining objects from Legos.

Let's work through these blessings one at a time so we can see just how good they are! Listen to the first one again: "May the Lord bless you and protect you."

Ask: How do you know when someone is looking out for you and protecting you?

Say: Protecting us is another way God shows he loves us. Part of God's protection is giving things we need to live, like the world he made that provides food and water for us. God also gives us each other, so we can have friendships and not be alone.

Let's use Legos to make some things that show how God protects and takes care of us.

Set out the Legos, and allow kids to build for about a minute. Create your own Lego sculpture. Offer building ideas as needed, such as fruit, vegetables, a cup for holding water, a strong fort or castle, or a friendly person.

Invite kids to find a partner and tell about their Lego creation and why they're thankful God protects and provides for us.

God does protect us and provide for us. That doesn't mean we won't ever have hard times. When hard things happen in our world, God still cares for us and watches over us. God could be protecting us from way more than we realize.

Practice the power of eye contact.

God's great love is in his blessing of protection. Let's hear the second blessing from the Bible verses again.



Read aloud Numbers 6:25.

Another way this verse has been said is "The Lord make his face shine upon you." This blessing is all about God looking right at us and smiling because he likes us so much. Let's make this blessing a bit more real, because it's *amazing!*

Invite kids to find another partner. Have kids take turns saying to each other, "You are blessed, and God loves you." First, have kids say the words to each other without looking at each other.

Ask: What was it like to be talked to while someone wasn't really paying attention to you?

Have kids repeat the words to each other, but this time looking directly at each other in the eyes, smiling. If kids are giggly and struggling with doing this seriously, you could look each child in the eyes and repeat the phrase.

Ask: What was different about when someone looked you in the eyes and smiled? How did that change if you believed what was being said to you?

Say: We might not be able to see God looking right at us, but this blessing is about God giving us his attention because we matter to him.

Find peace in noise.

Let's hear another blessing from Numbers 6.



Read aloud Numbers 6:26.

Ask: Who is one of your favorite people, and why?

Say: That's how God feels about each of us! God's children are his favorites! And we can have peace—even in hard or wild times in life—because God loves us that way. Let's see what that's like!

Play the thunderstorm sounds at a moderate level, enough to make the space noisy but not so loud that it frightens anyone or could harm ears. Turn down the sound a bit so kids can hear you talk.

We all have times in life that feel like storms. It can feel like there's too much going on and we want to go somewhere safe and quiet, with people who love us. We can't always get away from hard times, but we can get through them with God's love and blessings giving us peace.

Pray together.

Invite kids to pray silently, thanking God for all his blessings and asking God for peace through challenges they face. Have kids cover their ears and block out some of the sound. After kids have prayed for about 30 seconds, fade out and stop the noise of the storm.

Pray: God, we thank you for your blessings, for the ways you love us and show us you love us. Thank you for taking care of us, looking at us with love—no matter what—and thank you for your peace that can get us through tough things. We hold up our hands to show you we want to receive your blessings. Pause and lead everyone in holding up hands as if ready to receive something. Help us see and receive your blessings every day. In Jesus' name, amen.

Wonder What Stations (15-20 minutes)

Kids will wonder and wander their way through these three free-flowing application activities. Young kids may gravitate toward some things while older kids are drawn to others.

Supplies:

- Wonder What Bin



Say: Let's keep exploring Numbers 6:24-26 with the items in this Wonder What Bin. You'll have three choices—I wonder what you'll choose to do first!

Dramatically re-reveal what's inside the Wonder What Bin, and explain these three different options for kids to choose during a free-play time. After 15-20 minutes, tell kids you'll be cleaning up the Wonder What Stations in about a minute. Have Happy Helpers return supplies to the Wonder What Bin.

Let's Play



Make a Tic-Tac-Toe grid with pieces of yarn. Pair up, and each partner can pick a color of pompoms. Play the game, and switch up partners. No matter who wins, celebrate the good game together!

Ask: How did celebrating and enjoying a friend's win change how you felt about not winning?

Say: We often compare someone else's win to our loss. And that can block out joy that God has for us.

Ask: How might we compare our blessings—what we have—to what others have?

Ask: What could we do instead?

Say: God blesses us. (*It's true!*) But when we compare our blessings to others', it can take away joy. Instead, we can celebrate how God blesses each person—knowing that God cares for us, too.

Create



With paper and crayons, draw a comic book story about a day filled with blessings from God—one of the most joyful, exciting, wonderful days you can remember.

Ask: What blessings from God did you write about?

Say: Memories like this can help us when we have down days. We all do sometimes. But remembering God blesses us (*It's true!*) can help our hearts receive God's protection, love, and care when we need it most.

Try This



Use a white crayon and, pressing hard, draw a heart that means God's loving blessings for you. Pick a dark-colored marker and color a solid layer of ink over where you drew in crayon. Watch what happens!

Ask: How did the marker reveal the crayon?

Say: The wax of the crayon pushes away the wet ink so it stands out against the color of the marker! Now we see the crayon mark clearly in front of us.

God blesses us. (*It's true!*) God's blessings are all around us every day, but we might not always see them. We can make an adventure out of looking for blessings, and they'll show up in surprising ways!

As kids play, meander around the area, using these questions and comments to connect each activity to today's Bible verse and Bible Point.

Review Together (5 minutes)

Explore a Jesus Connection and work together to create actions for words in the Bible verse.

Supplies:

- Here & Home papers (1 per child)
- crayons

Say: God blesses us. (It's true!) One of the greatest blessings God ever gave us is his Son, and our friend, Jesus.

When the words of today's Bible verse were first spoken, they were meant for the Israelites. God's special people. Many years later, God sent his Son, Jesus, to defeat sin and death, and Jesus did!

Because of Jesus, these words of blessing from God are for us, too. Through a friendship with Jesus, we have God's grace, forgiveness, and forever love.

Let's create some actions to do as we say today's Bible verse, Numbers 6:24-26, all together. Rather than me telling you what to do, you kids can create the actions for us. You'll bless *me* with your awesome actions!

Invite kids to come up with actions that show what these words mean:

- bless you
- protect you
- smile on you
- be gracious to you
- show you his favor
- give you his peace

Lead kids in saying Numbers 6:24-26 together with their actions:

“May the Lord bless you and protect you. May the Lord smile on you and be gracious to you. May the Lord show you his favor and give you his peace.”


These actions you've created can help us remember that God blesses us. (It's true!) God watches over us. God smiles at us and loves us even though we aren't perfect. God adores each of us as a favorite child. And God gives us his powerful peace.

If time allows, invite kids to say Numbers 6:24-26 to each other in pairs to close the lesson time with a kid-led benediction.

Here & Home

Give kids each the Here & Home paper on page 19. Invite them to color and complete the Bible verse page now, and point out the activity for them to lead their parents in at home.

God's blessings—his gifts—add so much good to life! Use your imagination and crayons to draw a peaceful scene outside a window. It can be a reminder for you that God blesses you with his favor and his peace!



“May the Lord **BLESS** you and **PROTECT** you. May the Lord **SMILE** on you and be **GRACIOUS** to you. May the Lord show you his **FAVOR** and give you his **PEACE.**”

Numbers 6:24-26

God Blesses Us

“May the Lord bless you and protect you. May the Lord smile on you and be gracious to you. May the Lord show you his favor and give you his peace” (Numbers 6:24-26).

“Have a great day at school!” “Have fun!” “Meet some new friends!”

These well wishes are kind of like the blessings God is speaking over his children in Numbers 6:24-26. But they’re also much more than wishes. God is *powerful* and is speaking these good things into *your* life—for real!

They’re the blessings of God’s...

- **Protection.** You’re safe with God. God watches over you.
- **Grace.** *Everyone* messes up—a lot. But with God, you’re forgiven.
- **Favor.** You matter to God and are one of his *favorites!*
- **Peace.** God is close and can comfort you through hard times.

These blessings are yours—every day. Pick a couple that you feel like you need most today. Then get your heart ready to welcome God’s blessings and soak up the goodness!

Fun Fact

A bene-what? What is a benediction? Well, it isn’t a prayer, though it may sound a bit like one. A benediction is God’s words of blessing for us, spoken to or over us. A benediction blessing is a gift! It’s a reminder of the good things God gives.

Think & Talk

What’s the most exciting gift you’ve ever been given?

Read & Do

Read Numbers 6:24-26. Cut strips of paper, and write or draw blessings on them. Place them in the jar. Continue adding to the jar over the year. When your family needs some encouragement, pull out the strips to read reminders of how God has blessed your family.

Say & Pray

Use Numbers 6:24-26 to guide family members in speaking the words to each other. Then pray together to thank God for his protection, grace, favor, and peace.

Perfect for
Churches That Have
Kids of ALL AGES
in One Room!

All Together SUNDAY SCHOOL™

Discover 13 fresh, Bible-based lessons to help kids (ages 4-12) hear from God through his Word! In each *All Together Sunday School™* lesson, kids explore a key Bible verse's meaning, learn its Bible story context, and practice living its message in their everyday lives. Just gather a few simple supplies, print handouts, and you're ready to lead creative Bible lessons kids will love.

In *All Together Sunday School, Book Three*, kids will learn these truths:

1. God blesses us.
(Numbers 6:24-26)
2. God is our rock. (1 Samuel 2:2)
3. God helps us.
(2 Chronicles 20:12)
4. God gives us each day.
(Psalm 118:24)
5. God is patient. (Nehemiah 9:17)
6. God is with us. **Works for Christmas!** (Matthew 1:23)
7. Jesus gives us life forever.
(John 11:25)
8. Jesus' power pulls us through.
(John 16:33)
9. The Holy Spirit lives in us.
Works for Easter! (Romans 8:11)
10. God works for good.
(Romans 8:28)
11. God always loves us.
(Romans 8:38)
12. God gives us strength.
(Ephesians 6:10-11)
13. God cares about us.
(1 Peter 5:7)

In every lesson kids engage with activities designed to reinforce the Bible point and help them build strong relationships with God and each other. Kids...

PLAY. Fun games introduce the Bible point and get kids working together.

CHOOSE. Kids decide which special jobs they want to do—giving them purpose and keeping them engaged.

TALK. Kids pair up and talk about how they're feeling today.


PRAY. Interactive group prayer time gets kids talking with God.

DISCOVER. Kids dig into God's Word and explore key Bible truths.

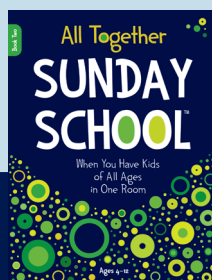
EXPLORE. Kids choose activities that help them apply the Bible point to their everyday lives!

REVIEW. Kids explore the Bible verse in creative ways and receive ways to continue discoveries at home.


Use *All Together Sunday School* any time you want to teach fun and meaningful Bible lessons to kids of different ages—in the same room.
You'll be ready no matter who shows up!



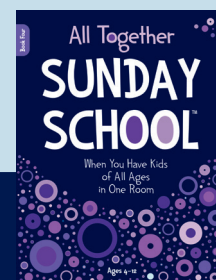
Book One



Book Two



Book Three



Book Four

www.group.com

ISBN 978-1-4707-7616-9 USD \$29.99



9 781470 776169

52999

Religion/Christian Ministry/Children
Printed in U.S.A.

Group

132848



THIS IS A SAMPLE

The number of pages is limited.

Purchase the item for the complete version.

