

Book Four

All Together

SUNDAY SCHOOL™

When You Have Kids
of All Ages
in One Room


Ages 4-12

Book Four

All Together

SUNDAY SCHOOL™

When You Have Kids of All Ages
in One Room



Group



Group resources really work!

This Group resource incorporates our R.E.A.L. approach to ministry. It reinforces a growing friendship with Jesus, encourages long-term learning, and results in life transformation, because it's:

Relational

Person-to-person interaction enhances spiritual growth and builds Christian friendships.

Experiential

What we experience through action and discussion sticks with us up to 9 times longer than what we simply hear or read.

Applicable

The aim of ministry is to equip people to be both hearers and doers of God's Word.

Lifelong

Experiences transform the heart, moving faith beyond the walls of church and into everyday life for years to come.

All Together Sunday School™

Book Four

Copyright © 2025 Group Publishing/0000 0001 0362 4853

All rights reserved. No part of this book may be reproduced in any manner whatsoever without prior written permission from the publisher, except where noted in the text and in the case of brief quotations embodied in critical articles and reviews. For information, visit group.com/permissions.

Visit our website: group.com

Credits

Art Director: Jeff Storm

Chief Creative Officer: Joani Schultz

Executive Director of Content Creation: Jody Broisma

Executive Editor: Charity Kauffman

Editor: Laycie McClain

Copy Editor: Lyndsay Gerwing

Scripture quotations are taken from the *Holy Bible*, New Living Translation, copyright © 1996, 2004, 2015 by Tyndale House Foundation. Used by permission of Tyndale House Publishers, Inc., Carol Stream, Illinois 60188. All rights reserved.

ISBN 978-1-4707-7617-6


Printed in the U.S.A.

10 9 8 7 6 5 4 3 2 1

28 27 26 25



Table of Contents



Welcome to All Together Sunday School™	4
All Together Tasks Labels	8
Feelings Chart.....	9
1 God Loves Us No Matter What.....	10
Discover Lamentations 3:22	
2 God Made People Special.....	22
Discover Psalm 139:14	
3 We Can Trust God	34
Discover Proverbs 3:5-6	
4 Jesus Was Born for Us Works for Christmas!.....	46
Discover Isaiah 9:6	
5 God Knows Our Names.....	58
Discover Isaiah 43:1	
6 God Listens When We Pray	70
Discover Matthew 6:9-12	
7 Jesus Lives Works for Easter!.....	82
Discover Matthew 28:6	
8 Jesus Cares About How We Treat People	94
Discover Luke 6:31	
9 We Need Jesus.....	106
Discover Romans 3:23	
10 The Holy Spirit Fills Us With God’s Love.....	118
Discover Romans 5:5	
11 Jesus Gives Us Strength	130
Discover Philippians 4:13	
12 We Can Talk With God About Anything.....	142
Discover Philippians 4:6	
13 We Can Always Count on Jesus.....	154
Discover Revelation 1:8	




The All Together Sunday School Digital Download Center contains digital versions of this book and its handouts. Use your unique access code to log on, then find what you need!



Welcome
to

All Together Sunday School™

All Together Sunday School™ gives you a fresh way to help kids of all ages hear from God through his Word. In each lesson, kids explore one key Bible verse—as they play!



At your church, are combined-age groups a must-do or a choose-to?

Let's face it, sometimes combining kids of different ages at church feels like a must-do instead of a choose-to.

But combined-age groups *can* be a choose-to, too! As we designed All Together Sunday School, we discovered an upside to mixing things up. Combined-age classrooms are a strategic choice for your church family because they help you more effectively guide kids to grow in relationship with Jesus and each other.

In developing All Together Sunday School, we observed multi-age kids in their natural habitats—the playground, the living room, the church picnic—then we tailored Bible lessons to the natural rhythms of play and relationship-growing we observed. This fresh approach to Bible teaching combines discipleship and play for kids of all ages. Trust us, you *and* the kids you lead are gonna love it!

These Bible lessons, geared for ages 4-12, work any time you have kids of all ages in one room. Need lessons for Sunday school, children's church, midweek programs, or moms' groups? We have you covered! Lessons are designed to last about an hour—with built-in flexibility to work for more or less time as needed.

Here's our not-so-secret recipe. It's how All Together Sunday School helps you effectively prepare meaningful Bible discoveries for combined-age groups.

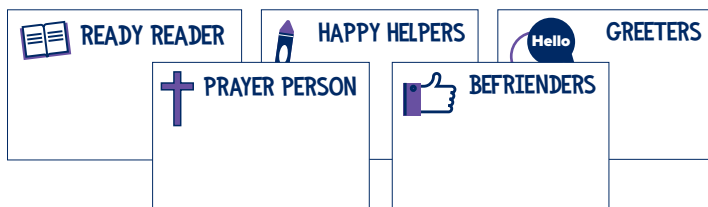
Step 1

All Together Sunday School lessons help you prepare your environment *and* kids' hearts.

All Together Sunday School creates an environment that kids of all ages actually *want* to be in. Environment is more than the room in which you meet; it's the atmosphere—the vibe! It's the spirit leaders cultivate and the Holy Spirit creates.

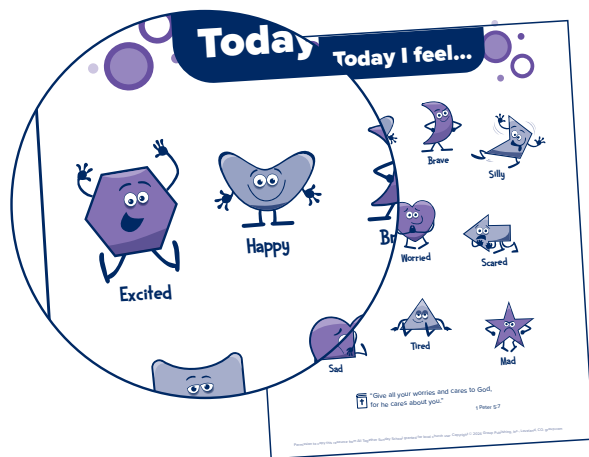
Meaningful Bible experiences empower kids with responsibility and choice. That's why kids choose jobs at the beginning of each All Together Sunday School lesson. As we tested these experiences, we found that responsibility

grows relationships. Kids encourage each other in their roles, form friendships, and love being in charge sometimes, too. Here are the tasks kids choose from each week. (See page 8.)



Talk Together

All Together Sunday School also creates an environment where kids can develop social and emotional skills. The Talk Together section is a powerful and intentional way for you to form friendships with kids and for kids to better befriend each other. Each week, kids communicate how their day is going, with the help of a fun and user-friendly Feelings Chart. (See page 9.)



Pray Together

After they talk about how they're feeling, your group will Pray Together and tell God about what's going on in their minds and their hearts.

This powerful prayer time:

- Builds trust and relationships in your combined-age group.
- Provides an opportunity for kids to pray and talk with God about what's going on in their lives.
- Prepares kids' hearts to hear what God has to say back to them through the Bible verse they'll explore all together.

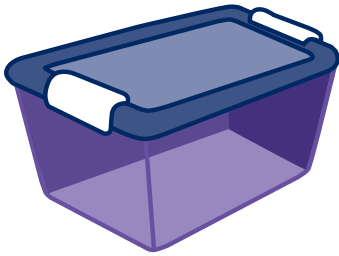
Step 2

All Together Sunday School lessons help you disciple through play.

Each child brings his or her own unique personality and age-specific needs to your classroom. All Together Sunday School creates meaningful Bible experiences that attend to each child's needs.

Play Together

Hear this: Discipleship through play is not a free-for-all. Rather, it's inviting kids to choose purposeful play that helps them connect Bible truth to fun experiences. These fun-filled Bible lessons always integrate toys in order to bring kids together and teach Bible truth. In order to prepare for each lesson, you'll place specific items in the Wonder What Bin!



The Wonder What Bin is a key part of each All Together Sunday School lesson. This large container will store the toys and supplies needed for "Play Together" and "Wonder What Stations." Each week, kids will "wonder what" is in store for them! Your Wonder What Bin could be a plastic storage bin, a treasure chest, a toy box, or any large container.

Each All Together Sunday School lesson begins and ends with play.

- The **Play Together** section presents two options to begin your class time. Each activity takes about five minutes and invites kids to enter the space, get to know each other, and find out what Bible verse they'll explore that day.



READ
Take a Look



GAMES
Let's Play



IMAGINATIVE PLAY
Imagine That



OBJECT LESSON
Try This



CRAFT
Create

- **Wonder What Stations** are free-flowing application activities for after the Bible Discovery. Each lesson includes three of these five types of activities. No matter what kids' interests and learning preferences, there is something for everyone! Kids enjoy these application activities for 15-20 minutes, depending on the amount of time you have together.

Step 3

All Together Sunday School helps you cover *less Bible content more deeply* by studying key Bible verses in context.

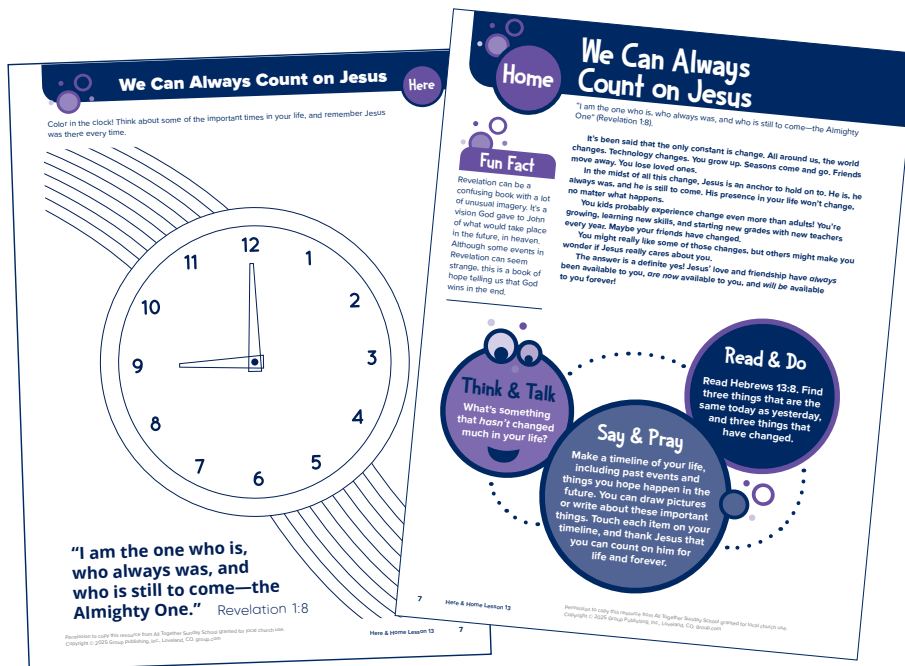
All Together Sunday School focuses on Bible truth, not just Bible knowledge. As you serve up Bible truth, All Together Sunday School starts small—with one beloved Bible verse per lesson. We created the scope and sequence by asking children’s ministry leaders what verses they most want to teach kids. Check them out—they create a solid foundation for Bible learning.

Bible Discovery

The **Bible Discovery** section of each All Together Sunday School lesson helps kids place the Bible verse in the big story of Scripture. Each Bible Discovery takes about 15 minutes and is packed with action and experiences that engage kids of all ages—even the little ones! Exploring key verses in context naturally leads to deep Bible learning for everyone.

Here & Home Papers

Even after the lesson concludes, the fun continues! Kids work on a cool, interactive coloring activity page as they wait for their grown-ups to pick them up after class. Flip over the page, and find fun activities for families to do as they continue to explore and apply the Bible verse at home.





READY READER



PRAYER PERSON




HAPPY HELPER



HAPPY HELPER



BEFRIENDER



BEFRIENDER




GREETER

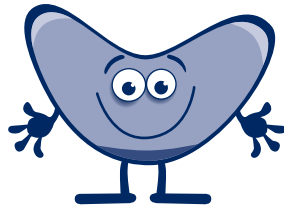


GREETER


Today I feel...




Excited




Happy




Brave




Silly




Peaceful




Worried




Scared



Sad



Tired



Mad



“Give thanks to the Lord, for he is good!
His faithful love endures forever.”

1 Chronicles 16:34

Lesson 1

God Loves Us No Matter What

“The faithful love of the Lord never ends! His mercies never cease”
(Lamentations 3:22).

Discover Lamentations 3:22

Have you ever wished you could turn back time? make a different choice when the results of the choice you made aren't what you hoped? God's people in Jerusalem may have felt that way when their sins and disobedience to God caught up with them in a big way.

The prophet Jeremiah and the people of Jerusalem lamented as their former lives were no more. But as Jeremiah wept and cried out to God, he also dared to hope. He leaned into God's faithful, forever love.

Thousands of years have passed since Jeremiah's tearful lamentations, but they can encourage us today to dare to hope. In any circumstances that bring us to tears, there's hope in the Lord.

It's often difficult to anchor in that promise and truth through tears and painful times. But God is gracious and ever ready to help. So we can model God's patient attention and understanding for kids as they lament...

- Hurt feelings. God knows and cares about kids' hurts.
- Confusing circumstances. When life feels shifting and unstable, God is constant.
- Making mistakes. God knows none of us are perfect, and he loves us anyway.


As you explore Jeremiah's story today, point out for kids that God listened to Jeremiah's cries, and he listens to theirs, too. They can cry out again and again, and ask God for the strength to dare to hope. And you can, too.

PRAYER

Gracious God, thank you for listening when my heart laments. Embolden me to dare to hope and patiently, authentically guide kids today toward doing the same. Amen.

Fun Fact

The Amplified Study Bible defines *lament* as “a vehicle for working through sorrow.” And we're not alone in that work. God is there with us, in every moment when we can or can't dare to hope.



Lesson Overview



Bible Verse: Lamentations 3:22 | **Bible Point:** God loves us no matter what. *(It's true!)* | **Bible Exploration:** Lamentations 1–3:25

Lesson-at-a-Glance

Play Together (10-15 minutes)

Play Ring Toss and/or Don't Break the Ice.

Talk Together | Pray Together (10 minutes)

Talk about how you're feeling today, then pray and talk with God about it.

Bible Discovery (10-15 minutes)

Find and read Lamentations 3:22 together, use blocks to build a city wall, and taste the separate ingredients of lemonade before mixing them together.

Wonder What Stations (15-20 minutes)

Choose and move through the following activities:

- Create: Watch heart shapes appear through messy marker designs.
- Imagine That: Dress up and pretend to have different jobs or adventures.
- Try This: Explore the sticky goo called "ooblek."

Review Together (5 minutes)

Explore a Jesus Connection, work together to create actions for words in the Bible verse, and give out Here & Home papers.

Supply List

- Bible bookmarked at Lamentations 3:22
- All Together Tasks labels (1 sheet for every 8 kids) (on page 8)
- Feelings Charts (1 for every 2 kids) (on page 9)
- Here & Home papers (1 per child) (on page 19)
- crayons
- large blocks (enough to build a "wall" perimeter that all the kids can fit inside)
- sliced lemons in a plastic bag (1 slice per child)
- small cups about half filled with water (1 per child)
- packets of sugar (1 per child)
- container of lemonade

Wonder What Bin Contents

- bottled water (1 bottle per 2 kids)
- chenille wires (4 per bottle of water)
- Don't Break the Ice game
- heart stickers (2 per child)
- index cards (1 per child)
- dark washable markers
- dress-up clothes
- "ooblek" (see recipe on page 17)
- hand wipes
- paper towels

The "Wonder What Bin"



This supply box is a key part of each All Together Sunday School lesson. It will store all the toys and supplies needed for the Play Together activities and Wonder What Stations. Each week, kids will "wonder what" is in store for them! Your Wonder What Bin could be a storage bin, a toy box, or any large container.

All Together Tasks

Supplies: All
Together Tasks labels
(1 sheet for every 8 kids)



As kids arrive, explain the special jobs and encourage each child to choose one to do today. Download and print the All Together Tasks labels or copy them from page 8, and let kids choose the jobs they want to do. It's okay if more than one child has the same job or if one child has a few jobs. Teachers can have another job, too!

Kids choose from the following jobs:

Ready Reader is ready and willing to read a Bible verse aloud.

Prayer Person prays aloud nice and loud so everyone can hear.

Happy Helpers jump at the chance to hand out supplies and clean up stuff.

Befrienders are on the lookout for those who need help and support.

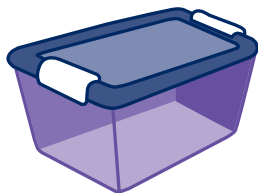
Greeters say, "Hello and welcome!" to everyone as they arrive and "Have a good day!" to everyone as they leave.

Play Together (10-15 minutes)

Play with the kids, using their favorite toys and games to help introduce the Bible Point. Choose one or both activities.

Ring Toss

Supplies:
• Wonder What Bin



Play Ring Toss with a partner or group of friends. Place a water bottle on the floor, and each person can make two rings by twisting chenille wires into loops. Stand a few feet from the bottle, and take turns tossing one ring at a time to see if you can get the ring around the bottle. Play as many rounds as you like, and cheer each other on as you take turns!

Ask: Why couldn't we all get the ring around the bottle every time?

Say: This game is a lot like life—we don't always get it exactly right. None of us are perfect, and the good news is, we don't have to be. Today let's find out more about what that means and how God loves us no matter what!

Don't Break the Ice

Follow the instructions for setting up and playing Don't Break the Ice. Everyone can help each other if needed, and even play with a partner. When the ice breaks, simply reset the game and play again. Take turns with others who'd like to play.

Ask: How did it feel to be the person or team who broke the ice?

Say: All kinds of things break in life. But there's one thing that never does and never will. That's God's love! God loves us no matter what!

Talk Together (5 minutes)

Kids talk in pairs about how they're feeling today.

Say: Today we'll talk with God and hear what God has to say to us through words in the Bible. But first, let's talk together. How are you feeling today?

Form pairs, and give each pair a Feelings Chart and a crayon. Have partners each circle the face that reflects how they're feeling in this moment and then tell their partners why they chose that face. Be sure to find a partner, too, and participate with the kids as they chat.

Pray Together (5 minutes)

Kids tell God how they're feeling and pray a prayer all together.

Say: It's helpful to talk with a good friend about how we're feeling. In the Bible, we read that God is a *faithful* friend. Someone who's faithful sticks with us! Let's look at this verse. You'll see the words of that Bible verse printed on the Feelings Chart. If you'd like to read along, please do! Or you can simply listen as I read God's words.

First Chronicles 16:34 tells us, "Give thanks to the Lord, for he is good! His faithful love endures forever."

The word *endures* means it lasts. No matter how we're feeling or what we do, God's love for us lasts forever. *Wow!*

Our powerful God is always close, so he hears us from wherever we are and even if we don't speak out loud. Let's silently talk with God and tell him how we're feeling today. After our thinking prayer, we'll pray a special prayer all together.

Invite kids to get comfortable and close their eyes as they pray.

Pray: Dear God, we want to tell you how we feel today and why we feel that way. Pause for several moments of silent prayer. Thanks for listening, God.

Say: Now let's pray all together. We'll ask God to guide our time together today.

Watch and do what I do! After each sentence, I'll pause and we'll say the words "All together" together!

Pray: Dear God,

May we love [make the shape of a heart with your hands] you and each other. ("All together!")

May we listen [cup hand behind ear] to you and each other. ("All together!")

May we learn [point to brain] about you and each other. ("All together!")

May we laugh and have fun [high-five a friend] with you and each other. ("All together!")

Thanks for bringing us ("All together!") today. Amen.

Supplies:

- Feelings Charts (1 for every 2 kids)
- crayons



Download and print or make one copy of the Feelings Chart on page 9 for every two people. Instead of printing each week, consider placing the charts in plastic sheet protectors. Then kids can use dry-erase markers to mark how they're feeling. Simply clean off the markings for next week!

This prayer will set the tone for your time together each lesson. Each sentence helps to communicate the values in your classroom and invites God to help everyone do their part, no matter their age! When behavior challenges arise, you can guide kids back to this prayer, to steer them toward loving behaviors.

Bible Discovery (10-15 minutes)

Find and read a verse together, explore its Bible context, and talk about stories in the Bible that reinforce the main idea of the verse.

Supplies:

- Bible bookmarked at Lamentations 3:22
- large blocks (enough to build a “wall” perimeter that all the kids can fit inside)
- sliced lemons in a resealable plastic bag (1 slice per child)
- small cups of water (1 per child)
- packets of sugar (1 per child)
- container of lemonade

Find and read Lamentations 3:22.


Gather kids to sit in a circle.

Ask: I wonder, how do the people who love you most show you their love?

Say: It’s good to be loved! And as great as all that love is, the greatest love we’ll ever know comes from God. Let’s hear a Bible verse that tells us about why God’s love is so special.

The Bible is made up of Bible *books*, *chapters*, and *verses*. Chapters are longer and verses are shorter—usually about one sentence.

Let’s hear Lamentations 3:22. Lamentations is the book, the “3” is the chapter, and the “22” is the verse.

 Invite the Ready Reader to read the verse from your marked Bible. Have everyone snap fingers to thank the Ready Reader for reading.

Ask: What does this verse tell us about God and his love?

Say: This verse tells us the Lord, which is another name for God, shows us faithful love—love that sticks with us *forever!* And “mercies that never cease” means that God always forgives. So God loves us no matter what. And that’s our Bible Point today. Every time you hear the words “God loves us no matter what,” give two thumbs up and say, “It’s true!” To practice, repeat the Bible Point and response several times.

The book of Lamentations is a true story, written by a man named Jeremiah. He loved God, and God faithfully loved Jeremiah. Jeremiah told the people of Judah, who lived in the city of Jerusalem, all about God and how to live for God. But the people didn’t always listen. They disobeyed God, and soon their actions had some tough consequences.


Build a city wall.

Back in Bible times, many cities were built with strong stone walls surrounding them. Let’s quickly build a circle wall around us to remember the walls around Jerusalem.

Set out the blocks, and direct kids to work together quickly to build a wall and have everyone gather inside the wall when it’s done.

Nicely done! Jerusalem had a tall, strong wall, but it wasn’t enough to keep out an enemy kingdom. The enemies broke through and took away the people’s freedom, their homes, and their joy.

Have kids break apart the wall and spread out around the room, close enough to still be able to hear you.



After all this happened, Jeremiah cried—a lot. He was even known as “the Weeping Prophet” because he was so sad and crying out to God. A big part of the book of Lamentations is laments from Jeremiah. *Laments* are expressions of deep sadness and sorrow, or ways we show we’re feeling very sad and down.

Invite kids to walk around the ruined city wall and pretend to cry. Allow them to bring the drama as they act out Jeremiah’s sorrow.

Let’s hear some of Jeremiah’s laments.



Read aloud *only the first two sentences* of Lamentations 2:11.

Invite kids to sit if they’ve ever felt like Jeremiah—like they’ve cried all the tears they can cry, heartbroken. Sit if you’ve felt that in your life.

Ask: Who do you go to when you feel that way?

Say: Like Jeremiah, we can also go to God in those times, because God loves us no matter what. (*It’s true!*)

Taste sweet through sour.

Jeremiah was so sad—about what happened to Jerusalem and to the people who lived there, and for how the people had disobeyed God even after God gave them chances to change their ways. Jeremiah said, “I will never forget this awful time, as I grieve over my loss” (Lamentations 3:20). This time in Jeremiah’s life might have seemed a bit like this:

Distribute the slices of lemon, and have kids taste them as they’re comfortable.

Ask: How would you describe that taste?

Say: Jeremiah may have felt that life was [some of kids’ responses, such as sour or icky].

But his tears and crying out to God might have helped a bit. Sometimes we feel a little better when we cry, especially when we know that someone who loves us is listening patiently.

Distribute cups of water, and have kids drink the water and then set their empty cups near them. Compare how the water can help wash away some of the sour taste to how our tears and the love of a special person can help when we’re sorry or sad.

As Jeremiah cried out his laments to God, he remembered God’s special love. And something wonderful happened.



Read aloud Lamentations 3:21-24.

Jeremiah dared to hope! He believed in and trusted God’s love even in such a difficult time.

Distribute the packets of sugar, and invite older kids to help younger kids as they all tear the top away and sprinkle a bit of sugar onto a hand and taste it.

Ask: Now how would you describe *that* taste?

Have the Happy Helpers quickly gather the sugar packets and throw them away.

Pray together.

When the Happy Helpers are back, have everyone hold on to their cups and work together to quickly rearrange the blocks into a big heart shape and gather to sit inside it. Pour a small amount of lemonade into each person’s cup.

Say: Let’s talk with God again and sip some lemonade that’s made from the three ingredients we just tasted. Lemonade shows us that sweetness can come through something sour, like how God’s faithful love can bring sweetness through sour times in life, because the truth is that God loves us no matter what. *(It’s true!)*

Prayer Person, will you talk with God for us to end the prayer? I’ll give you a signal when it’s time.

Pray: Dear God, thank you for your faithful, never-ending love. Thank you for your mercy—for forgiving us when we need forgiveness. Help us dare to hope, like Jeremiah, and remember always that you love us, no matter what.

Ask the Prayer Person to pray a simple prayer or simply say “Amen!”

Wonder What Stations (15-20 minutes)

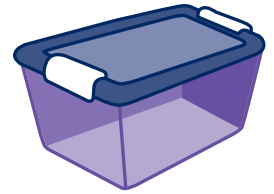
Kids will wonder and wander their way through these three free-flowing application activities. Young kids may gravitate toward some things while older kids are drawn to others.

Say: Let's keep exploring Lamentations 3:22 with the items in this Wonder What Bin. You'll have three choices—I wonder what you'll choose to do first!

Dramatically re-reveal what's inside the Wonder What Bin, and explain these three different options for kids to choose during a free-play time. After 15-20 minutes, tell kids you'll be cleaning up the Wonder What Stations in about a minute. Have Happy Helpers return supplies to the Wonder What Bin.

Supplies:

- Wonder What Bin



Create



Stick two heart stickers very lightly on an index card. Then color over the hearts and the card with markers. You can fill the space in or just color swirls and squiggles all over. Then gently pull the stickers away and see what happens.

Ask: How do the heart shapes showing through the marker mess remind you of God's love?

Say: Life gets messy. Sometimes our wrong choices make the mess. And sometimes messes or hard things happen that are out of our control. But God's faithful love sticks with us through it all. God loves us no matter what. (*It's true!*)

Imagine That



Put on the dress-up clothes or costumes, and pretend to do jobs or go on adventures you hope to have one day. What do you dream of doing?

Ask: Why do you want to have that job or adventure?

Ask: How would it be helpful to know God loves you while you're doing that?

Say: We all have dreams and things we hope to do—maybe tomorrow or maybe years away. An amazing thing about God is that whatever we do in our lives, each and every day, God loves us no matter what. (*It's true!*)

Try This



Play with the ooblek in the containers. Explore how it oozes and drips. Notice how it feels on your hands. When you're done, clean your hands with wipes and paper towels.

Say: When we're sorry or sad for a long time, we can feel kind of stuck—kind of like the feeling of this sticky goo. Jeremiah could have felt stuck when he lamented to God. But Jeremiah dared to have hope because of God's love.

Ask: How can God's love help us when we're feeling stuck being sad?

Say: We can dare to hope and to let go of sticky, icky feelings when we know that God loves us no matter what. (*It's true!*)

As kids play, meander around the area, using these questions and comments to connect each activity to today's Bible verse and Bible Point.

Beforehand, make enough ooblek to place about a half cup in each of your containers. Adjust the following two-ingredient recipe to make the amount of ooblek you'll need. (This will be a popular activity! Make enough so that most of your kids can play at the same time.)

- 1½ cups cornstarch
 - 1 cup water
-

Review Together (5 minutes)

Explore a Jesus Connection and work together to create actions for words in the Bible verse.

Supplies:

- Here & Home papers (1 per child)
- crayons

Say: Through his tears and troubles, Jeremiah trusted that God’s love is faithful—and that God’s always willing to forgive.

Let’s create some actions to do as we say Lamentations 3:22 all together. Rather than *me* telling you what to do, you kids can create the actions for us. You’re in charge!

Invite kids to come up with actions that show what these words mean:

- love
- Lord
- never

Say Lamentations 3:22 together with actions:

“The faithful love of the Lord never ends! His mercies never cease.”


God proved his faithful love when he sent his Son, Jesus! Jesus chose to take the punishment for our sins so we can be forgiven, forever friends of God. Jesus is an amazing gift that shows God loves us no matter what. (*It’s true!*)

Take some time to affirm each child, saying: [Name], **God loves you no matter what.**

Here & Home

Give kids each the Here & Home paper on page 19. Invite them to color and complete the Bible verse page now, and point out the activity for them to lead their parents in at home.

Use crayons to draw more heart shapes around the two in the middle until the heart shapes fill your page and look like they go on and on—like God’s love! If you like, color the hearts shapes too.



“The faithful **LOVE of the Lord never ends! His mercies never cease.”**

Lamentations 3:22

God Loves Us No Matter What

“The faithful love of the Lord never ends! His mercies never cease”
(Lamentations 3:22).

Have you ever wished you could turn back time? So you could make a different choice when the results of the choice you made aren't so great?

God's people in Jerusalem may have felt that way when their sins and disobedience to God caught up with them in a big way!

The prophet Jeremiah and the people of Jerusalem found their lives, and their city, in a huge mess when their enemy took over. It was a sad, sorry time. But as Jeremiah cried out to God, he also dared to hope. He trusted God's faithful, forever love.

Thousands of years have gone by since Jeremiah's tearful conversations with God, but they can encourage us to dare to hope *today*. No matter what, there's hope in the Lord!

Fun Fact

One way to explain the word *lament* is that it's a way to show our feelings of sorrow or sadness so we can get through those tough feelings. God listens when we lament and loves us no matter what. And that's a good reason to dare to hope!

Think & Talk

What's a favorite activity you always love, no matter what?
Eating cookies? Playing outside?

Read & Do

Read Psalm 136:26. Grab some paper and crayons to make thank-you cards for God—because of his faithful, forever love. Display the cards where you eat breakfast to remind you that God loves us no matter what.

Say & Pray

Do an online search for a song about God's forever love. Then turn the volume up and have a dance praise party to the song. End with a simple prayer, allowing each person to say, “God, thanks for loving me no matter what.”

Perfect for
Churches That Have
Kids of ALL AGES
in One Room!

All Together SUNDAY SCHOOL™

Discover 13 fresh, Bible-based lessons to help kids (ages 4-12) hear from God through his Word! In each *All Together Sunday School™* lesson, kids explore a key Bible verse's meaning, learn its Bible story context, and practice living its message in their everyday lives. Just gather a few simple supplies, print handouts, and you're ready to lead creative Bible lessons kids will love.

In *All Together Sunday School, Book Four*, kids will learn these truths:

1. God loves us no matter what. (Lamentations 3:22)
2. God made people special. (Psalm 139:14)
3. We can trust God. (Proverbs 3:5-6)
4. Jesus was born for us. **Works for Christmas!** (Isaiah 9:6)
5. God knows our names. (Isaiah 43:1)
6. God listens when we pray. (Matthew 6:9-12)
7. Jesus lives. **Works for Easter!** (Matthew 28:6)
8. Jesus cares about how we treat people. (Luke 6:31)
9. We need Jesus. (Romans 3:23)
10. The Holy Spirit fills us with God's love. (Romans 5:5)
11. Jesus gives us strength. (Philippians 4:13)
12. We can talk with God about anything. (Philippians 4:6)
13. We can always count on Jesus. (Revelation 1:8)

In every lesson kids engage with activities designed to reinforce the Bible point and help them build strong relationships with God and each other. Kids...

PLAY. Fun games introduce the Bible point and get kids working together.

CHOOSE. Kids decide which special jobs they want to do—giving them purpose and keeping them engaged.

TALK. Kids pair up and talk about how they're feeling today.


PRAY. Interactive group prayer time gets kids talking with God.

DISCOVER. Kids dig into God's Word and explore key Bible truths.

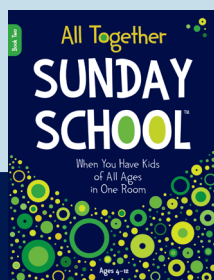
EXPLORE. Kids choose activities that help them apply the Bible point to their everyday lives!

REVIEW. Kids explore the Bible verse in creative ways and receive ways to continue discoveries at home.


Use *All Together Sunday School* any time you want to teach fun and meaningful Bible lessons to kids of different ages—in the same room.
You'll be ready no matter who shows up!



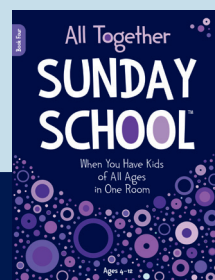
Book One



Book Two



Book Three



Book Four

www.group.com

ISBN 978-1-4707-7617-6 USD \$29.99

52999



9 781470 776176

Religion/Christian Ministry/Children
Printed in U.S.A.

Group

132849



THIS IS A SAMPLE

The number of pages is limited.

Purchase the item for the complete version.

