

coloring CREATIONS

52 Creative Bible Lessons





coloring CREATIONS

52 Creative Bible Lessons

Group

Loveland, Colorado
group.com

Group resources really work!

This Group resource incorporates our R.E.A.L. approach to ministry. It reinforces a growing friendship with Jesus, encourages long-term learning, and results in life transformation, because it's



Relational

Learner-to-learner interaction enhances learning and builds Christian friendships.

Experiential

What learners experience through discussion and action sticks with them up to 9 times longer than what they simply hear or read.

Applicable

The aim of Christian education is to equip learners to be both hearers and doers of God's Word.

Learner-based

Learners understand and retain more when the learning process takes into consideration how they learn best.



Coloring Creations 52 Creative Bible Lessons

Copyright © 2005 Group Publishing, Inc. / 0000 0001 0362 4853

All rights reserved. No part of this book may be reproduced in any manner whatsoever without prior written permission from the publisher, except where noted in the text and in the case of brief quotations embodied in critical articles and reviews. For information, visit group.com/permissions.

Visit our Web site: group.com

Credits

Authors: Heather A. Eades, Sharon Carey, Laurie Castañeda, Teryl Cartwright, Ruthie Daniels, Marsha Hall, Larry Shallenberger, and Bonnie Temple

Senior Editor: Mikal Keefer

Editor: Roxanne Wieman

Copy Editor: Christy Fagerlin

Chief Creative Officer: Joani Schultz

Art Director: Randy Kady

Cover Art Director/Designer: RoseAnne Sather

Print Production Artist: Greg Longbons, Coffee Bean Design Company

Production Manager: Peggy Naylor

All Scripture quotations, unless otherwise indicated, are taken from the Holy Bible, New International Version®, NIV®. Copyright © 1973, 1978, 1984 by Biblica, Inc™. Used by permission of Zondervan. All rights reserved worldwide. www.zondervan.com

Library of Congress Cataloging-in-Publication Data

Coloring creations : 52 Bible activity pages.-- 1st American pbk. ed.
p. cm.

Includes indexes.

ISBN 978-0-7644-2767-1 (pbk. : alk. paper)

1. Bible crafts. 2. Church work with children. 3. Christian education--Activity programs. I. Group Publishing.

BS613.C57 2004

268'.432--dc22

2004013043

978-0-7644-2767-1

25 24 23 22 21 20 22 21 20 19 18 17

Printed in the United States of America.

Contents

Introduction	4
---------------------------	---

Old Testament

God Creates the World (Genesis 1:1–2:22)	6
Noah’s Ark (Genesis 6:5-22; 7:1–8:22; 9:8-16)	8
Abram and Sarai Begin to Pack (Genesis 12:1-8)	10
Abraham and Lot (Genesis 13:1-18)	12
God Gives Abraham and Sarah a Child (Genesis 21:1-6)	14
God Protects Baby Moses (Exodus 1:1–2:10)	16
God Comforts the Israelites (Exodus 5:1–6:1)	18
The Exodus: Leaving Egypt (Exodus 12:31-42)	20
Crossing the Red Sea (Exodus 13:17–14:31)	22
God Gives Us Good Things (Exodus 16:1-26)	24
Moses Strikes the Rock, and God Provides Water (Exodus 17:1-7)	26
The Ten Commandments (Exodus 19:16–20:21)	28
The Walls Came Tumbling Down (Joshua 6:1-27)	30
Ruth and Boaz (Ruth 2–4)	32
David and Goliath (1 Samuel 17:1-50)	34
Friends Stick Together (1 Samuel 18:1-4; 19:1-7; 20:1-42)	36
Help One Another (Exodus 31:1-11)	38
God Provides in Amazing Ways for the Widow and Her Sons (2 Kings 4:1-7)	40
God Heals Naaman’s Leprosy (2 Kings 5:1-16)	42
Esther and the King (Esther 2–9)	44
Fiery Furnace (Daniel 3:1-30)	46
Daniel and the Lions (Daniel 6:1-23)	48
Jonah and the Big Fish (Jonah 1:1–3:10)	50

New Testament

Foreign Visitors Worship Jesus (Matthew 2:1-12)	52
John Baptizes Jesus (Matthew 3:13-17)	54
Jesus Wants Us to Follow Him (Matthew 4:18-25)	56
God Hears Our Prayers (Matthew 6:5-14)	58
God Is So Good (Matthew 6:25-34)	60
Jesus Feeds a Hungry Crowd (Matthew 14:13-21)	62

Jesus Walks on Water (Matthew 14:22-33)	64
Jesus Heals the Sick (Mark 1:29–2:12)	66
Jesus Calms the Storm (Mark 4:35-41)	68
Jesus Loves Kids (Mark 10:13-16)	70
Crowds Welcome Jesus to Jerusalem (Mark 11:1-11)	72
The Empty Tomb (Mark 16:1-8)	74
Mary and Joseph Travel to Bethlehem (Luke 2:1-5)	76
Jesus Is Born for Us! (Luke 2:1-20)	78
Young Jesus Teaches in the Synagogue (Luke 2:39-52)	80
Jesus Gives the Disciples an Amazing Catch (Luke 5:1-11)	82
The Good Samaritan (Luke 10:25-37)	84
Jesus Changes Water Into Wine (John 2:1-11)	86
The Woman at the Well (John 4:5-42)	88
Jesus Is the Good Shepherd (John 10:1-18)	90
Jesus Washes the Disciples’ Feet (John 13:1-7)	92
You Can Have a Friendship With Jesus (John 14:5-14)	94
God’s Holy Spirit Is Like the Wind (Acts 2:1-21; 3:12-19)	96
Church Brings Us All Together (Acts 2:42-47)	98
Paul and Silas Teach the Jailer That Everyone Can Know Jesus (Acts 16:16-34)	100
We Are Part of God’s Family (Romans 8:15-17; Ephesians 3:1-10)	102
Care for One Another (1 Corinthians 13)	104
Obey and Serve Your Family (Ephesians 6:1-4)	106
Serve Each Other (1 Peter 4:8-11)	108

Indexes

Bible Story Index	110
Scripture Index	110
Theme Index	112

Introduction

The sermon runs long. The lesson runs short. Your preschoolers are running all over the place.

Sometimes those days just happen. You've used every activity in the book, and the clock still says you have ten minutes of class left. It's Easter Sunday, and you have twice as many kids as usual and only half as many supplies. Your kids are losing interest in the lesson, and you desperately want to get them back. Children's ministry is full of twists and turns, ups and downs. It doesn't always go the way you think it will, and sometimes you need a new and innovative...*and fast*...idea in your classroom.

So here it is: *Coloring Creations: 52 Bible Activity Pages*, the perfect book for anyone who has ever experienced "one of those days" in children's ministry. *Coloring Creations* looks like a coloring book, but it's more than *just* a coloring book. It's an *activity* page book. Each reproducible coloring page is accompanied by a relevant Bible story and Scripture verse, an activity to make the page 3-D, and an age-appropriate discussion guide to help you make the activity applicable and relevant for your students. Each activity in this book is a chance for you to expand on a lesson, dig a little deeper into a theme or topic, and teach a valuable lesson to your students.

The pages in this book are reproducible, so the book belongs on your bookshelf where it can be pulled out and used again and again—for years.

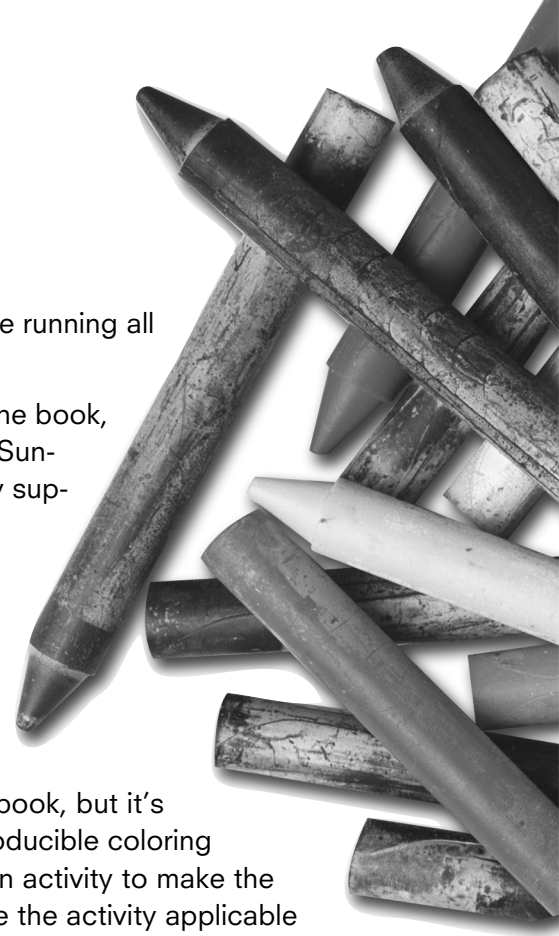
Each activity is based on a Bible story, which makes this book a wonderful tool for any children's ministry leader. Simply locate the activity page in this book that best accompanies the story you're teaching and you've got an instant enhancement for your lesson. The page will give you another opportunity for teaching the Bible story, as well as giving kids a fun craft activity that they can take home.

Each page also emphasizes a theme or point. This point is introduced through a Scripture verse, then continued in the activity and the discussion section. These central points or themes are focused on life application; they offer the children a way to live out the lesson of the Bible story. If children are discovering the story of the good Samaritan, they will learn to care for each other. If they hear the story of how Esther saved her people, they will understand that God has special plans for their lives.

Each coloring page is more than a coloring page: it's a 3-D, multisensory, supertactile *creation*! Your kids will color the page...decorate it, cut it, fold it, paint it, and all around change it.

Each page is accompanied by instructions to help you turn pictures into 3-D masterpieces that help kids learn and remember the Bible story and the theme. The instructions are simple, the supplies general, and the process rewarding. You won't just be adding stuff to be adding stuff either; each piece of the craft *means* something and will help you further enhance the lesson for your kids.

We know that sometimes coloring has been considered a simple time-stuffing activity. Well, no more! *Coloring Creations* can help you transform coloring time into relationship time...and teaching time, too. With this book, coloring becomes more than mere busywork—it's a chance to engage your children in dialogue, to grow deeper relationships, and to teach lasting Bible truths!



Now you no longer have to fear those days when class feels like it will never end. Just grab this book off your shelf, use the indexes to locate the activity page that best fits your lesson, make a copy of the page for each child, gather the necessary supplies...and get started on an activity that will help your children grow in their relationships with Jesus!

Coloring Creations Kit

Many of the coloring pages in this book use basic supplies to transform the pages into craft projects kids love. Take a few moments to gather the following supplies and place them in a plastic box to use with this book. That way you will always have the right supplies available at a moment's notice.

Tuck these items in your "Coloring Creations Kit":

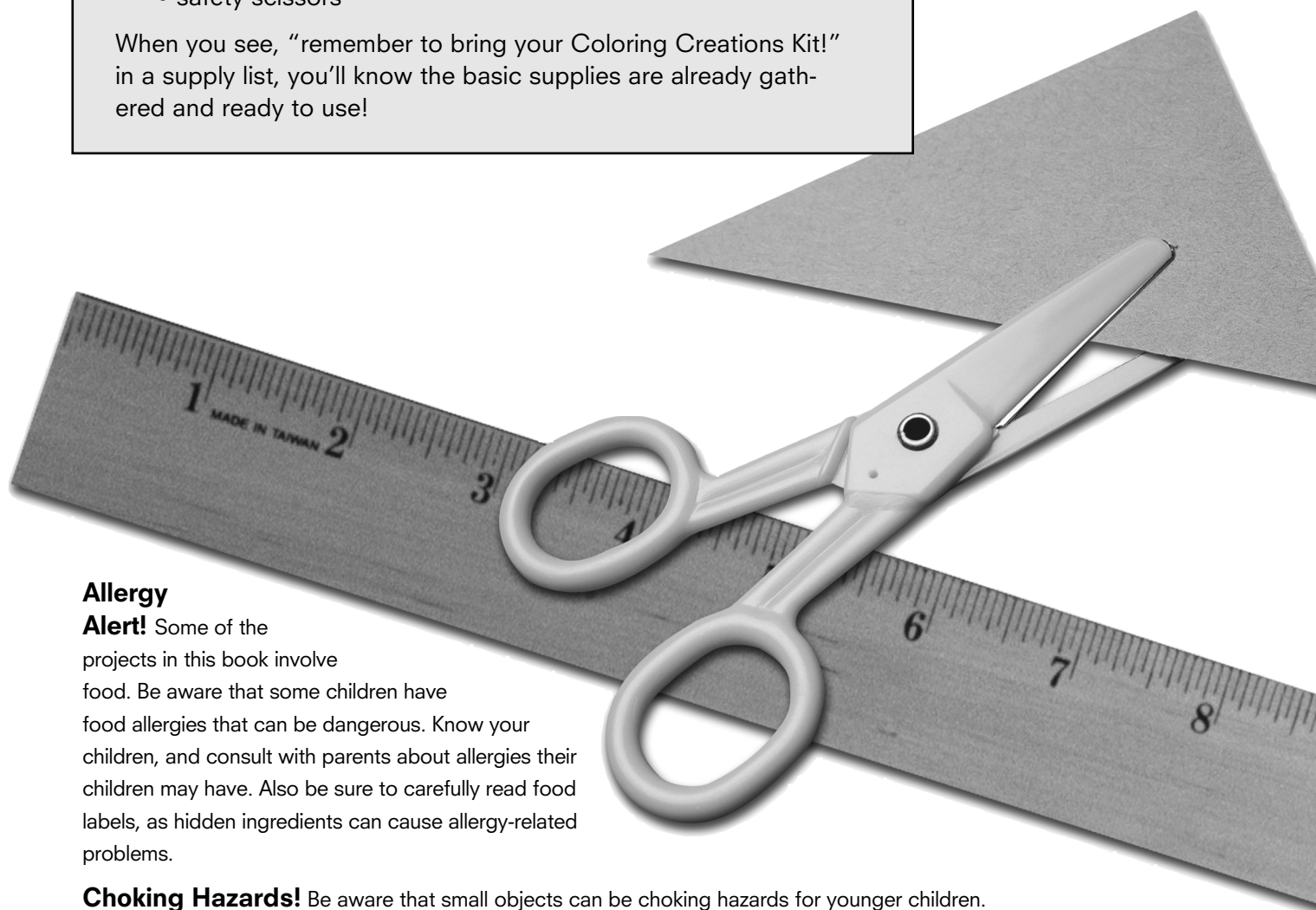
- craft glue
- glue sticks
- crayons
- markers
- colored pencils
- tape
- safety scissors

When you see, "remember to bring your Coloring Creations Kit!" in a supply list, you'll know the basic supplies are already gathered and ready to use!

Allergy

Alert! Some of the projects in this book involve food. Be aware that some children have food allergies that can be dangerous. Know your children, and consult with parents about allergies their children may have. Also be sure to carefully read food labels, as hidden ingredients can cause allergy-related problems.

Choking Hazards! Be aware that small objects can be choking hazards for younger children. Supervise children as they work with small objects such as buttons, dry cereal, and googly eyes. If you have several young children in your class, you may want to substitute a larger object for the craft.



God Creates the World

Genesis 1:1–2:22

What you need:

For each child...

- 1 copy of page 7

You'll also need...

- black, yellow, red, and brown yarn;
- black construction paper;
- small silk flowers and leaves (optional);
and remember to bring your
- Coloring Creations Kit!

What to do:

Write children's names on their pages. Cut black construction paper into small pieces (approximately $\frac{1}{2} \times \frac{1}{2}$ -inch); provide enough for each child to thinly cover his or her picture.

1. Give each child an activity page. Ask children to look at the picture and name some things God created.
2. Have children put a small dot of glue on several of the giraffe's spots, then help children sprinkle a thin layer of the black paper scraps over their pictures to make them dark. Remind kids that before God made everything, the world did not exist, and all was dark and black.
3. Ask children to place their hands on their pictures and press down firmly as they say the Scripture verse together. Explain how God spoke, and the world was created. Let children shake off loose scraps of paper from their pages until the only scraps remaining are pieces stuck onto the spots of the giraffe.
4. After children have colored the pictures, have each child choose yarn the color of his or her hair and glue the yarn over Adam's and Eve's hair.
5. If time allows, encourage children to glue small silk leaves and flowers on their pictures. Encourage children to show the "God Creates the World" activity page to their families and thank God for his wonderful creation.


Talk about:

Ask: • What are some of your favorite things that God created?

- How can you thank God for creating the world?

Say: Our God is the great Creator, and we can praise God for all he has made. We can enjoy things God has made: we can play outside, we can drink cool water, and we can spend time with our families and friends. God made all those things, and it makes God happy when we are enjoying his creations. Let's thank God for all the wonderful things he made!

Pray: Lord, you are a great God who makes wonderful things. Thank you for creating me and everything my eyes can see. In Jesus' name, amen.



**"In the beginning God created the
heavens and the earth"**

(Genesis 1:1).

Noah's Ark

Genesis 6:5-22; 7:1-8:22; 9:8-16

What you need:

For each child...

- 1 copy of page 9
- 1 foam or paper bowl
- animal crackers

You'll also need...

- your Coloring Creations Kit!

What to do:

Write children's names on their pages. Set all the items except the animal crackers out on the table.

1. Tell children that after coloring their pictures, they will help Noah get the ark ready to add the rest of the animals that haven't arrived yet.
2. Set out the animal crackers, and let each child choose two or three crackers to glue to their pages. As children work, tell kids that God told Noah to build a great, big ark to put all the animals in. The ark was like a boat, and it would keep the animals safe when God flooded the Earth. Noah was careful to follow all God's instructions.
3. As kids finish their pictures, tell children to listen carefully to your instructions so that their arks will turn out well, just like the one Noah built. Show children how to prop their picture up around the inside of a paper bowl and tape it in place. Cut a small opening for a door somewhere above the edges of the bowl on each child's paper.
4. When everyone is finished, give each child a serving of animal crackers and have them "walk" the animals through the door and into the ark. Invite one child to thank God for the food, and then let kids enjoy the snack! Be sure to check your children for food allergies.

Talk about:

Ask: • How did God take care of Noah and the animals?

- How did Noah follow God?
- How can you follow God?

Say: God told Noah what to do to be safe from the flood. Noah obeyed God and followed all his instructions. The Bible tells us that God wants us to obey our moms and dads when we're little. So when you obey your parents, you're obeying God and following him, just like Noah did!

Pray: Dear God, thank you for taking care of Noah and all the animals. Help us to follow you too, just like Noah did. In Jesus' name, amen.



"Obey the Lord your God with all your heart"
(adapted from Deuteronomy 30:2).





THIS IS A SAMPLE
The number of pages is limited.

Purchase the item for the complete version.

