



FAITHWEAVER
Weaving faith into today's families **NOW**[®]

**SPRING
SUNDAY SCHOOL**

**ADULT
LEADER GUIDE**

Group

FAITHWEAVER

Weaving faith into today's families **NOW**[®]

**SPRING
SUNDAY SCHOOL**

**ADULT
LEADER GUIDE**



Get your **FREE
DIGITAL COPY**
of this leader guide.

It's as EASY as **1-2-3.**

- 1** Visit **group.com/digital** to set up a free online account for your church.
- 2** Enter the Activation Code below to add this leader guide to your account.
- 3** Download PDF files to your computer and print or email them to your leaders.

ONE-TIME ACTIVATION CODE:

Group

Group resources really work!

This Group resource incorporates our R.E.A.L. approach to ministry. It reinforces a growing friendship with Jesus, encourages long-term learning, and results in life transformation, because it's:



Relational

Person-to-person interaction enhances spiritual growth and builds Christian friendships.

Experiential

What we experience through action and discussion sticks with us up to 9 times longer than what we simply hear or read.

Applicable

The aim of ministry is to equip people to be both hearers and doers of God's Word.

Lifelong

Experiences transform the heart, moving faith beyond the walls of church and into everyday life for years to come.

Group

group.com/sunday-school

FaithWeaver NOW® Bible Curriculum, Adult, Spring

Copyright © 2001 and 2016 Group Publishing, Inc.

All rights reserved. No part of this book may be reproduced in any manner whatsoever without prior written permission from the publisher, except where noted in the text and in the case of brief quotations embodied in critical articles and reviews. For information, visit group.com/permission.



When you see the OK TO COPY icon, this means permission to photocopy the page from FaithWeaver NOW® Bible Curriculum for Adult, Spring, is granted for local church use. Copyright © Group Publishing, Inc. group.com

Credits

Contributing Authors: Tim Baker, A. Koshy Muthalaly, Cindy J. Parolini, Sue Thomas

Editors: Stephanie Martin, Amy Nappa, Jessica Sausto, Owen Shattuck, Ali Thompson

Copy Editors: Lyndsay Gerwing, Becky Helzer, Sarah Yepishin, Andrea Zimmerman

Chief Creative Officer: Joani Schultz

Cover Design and Art Direction: Jeff Spencer

Interior Design Team: Jared Bigham, Jeff Brunacci, Joyce Douglas, Kate Elvin, Suzi Jensen, Jeff Spencer, Rebecca Swain


Illustrators: Matt Wood

Cover Photographer: Rodney Stewart

All Scripture quotations, unless otherwise indicated, are taken from the Holy Bible, New International Version®, NIV®. Copyright © 1973, 1978, 1984 by Biblica, Inc.™ Used by permission of Zondervan. All rights reserved worldwide. www.zondervan.com

ISBN 978-1-4707-6644-3

Printed in the United States of America.



Contents

Introduction 4

The Lessons

Lesson 1: Jesus Teaches About Good Fruit—Luke 6:43-45 5

Lesson 2: Jesus Tells the Parable of the Lost Son—Luke 15:11-32 13

Lesson 3: Jesus Washes the Disciples’ Feet—John 13:1-17 23

***Lesson 4: Jesus Is Tried and Crucified—Luke 19:28-40; 23:1-49** 31

***Lesson 5: Jesus Appears to Mary—John 20:1-18** 41

Lesson 6: Apostles Defend Their Faith—Acts 5:12-42 51

Lesson 7: Saul Meets Jesus Near Damascus—Acts 9:1-20 61

Lesson 8: Peter Raises Tabitha From the Dead—Acts 9:36-43 71

Lesson 9: An Angel Frees Peter From Jail—Acts 12:1-18 79

Lesson 10: Lydia Is Converted—Acts 16:9-15 87

Lesson 11: Paul’s Jailer Believes in Jesus—Acts 16:16-34 95

Lesson 12: Paul Describes Living by God’s Spirit—Romans 8:9-17 105

Lesson 13: Paul Describes Genuine Love—1 Corinthians 13:1-13 113

* We recommend starting the quarter so that Lessons 4 and 5 align with the dates of Palm Sunday and Easter Sunday. Visit the Digital Download Center for a suggested schedule.



The future of Sunday school + family ministry is NOW.



No doubt about it, the world is changing. Families used to go to church every week. Kids used to have longer attention spans. Teachers used to have more time to prepare. And didn't our budgets used to be bigger?

Even the Sunday school Bible curriculum you used just a couple of years ago is already out of date. But there's one thing that's never changed: the need to grow families closer to Jesus.

That's why we created FaithWeaver NOW®, and it's different from anything you've ever seen before!

It combines Sunday school with family ministry. ■■■■

Sure, you've seen Sunday school aimed at families. But FaithWeaver NOW actually hits the target by having everyone in the family learning about the same Scripture each week.

It's simpler and easier. ■■■■

Sometimes change is a wonderful thing. Gone are the days when you needed to spend hours preparing your lessons and hunting for supplies. FaithWeaver NOW will have you and your team ready to go in a snap.

It's made for NOW. ■■■■

Life is complicated and full of distractions. FaithWeaver NOW keeps faith on track through even the most frenzied lifestyles.

What makes FaithWeaver NOW the perfect curriculum for TODAY's church?

- Families learn the same Bible passage in age-appropriate ways.
- Kids don't just hear the Word. They experience it.
- Simple and easy lessons fit even the busiest lives.
- Kids see God in their everyday world.
- The Scope & Sequence goes through the Bible every three years.
- You can customize it however you like, with both print and digital versions.




Create a vibrant family ministry that's new...that's wow...that's NOW. FaithWeaver NOW gives you a fresh strategy for being more successful than ever in bringing families closer to Jesus.

Thom Schultz Joani Schultz

Thom and Joani Schultz
Chairman and Chief Creative Officer
Group Publishing, Inc.





Jesus Teaches About Good Fruit

Luke 6:43-45

Some people seem to think their faith is just “fire insurance.” They don’t seem concerned about acting on their beliefs. It’s important to help your class members see that, while having their belief system in order is a good thing, acting on their beliefs is the way they point others to God. However, this lesson may awaken some people’s insecurities about their salvation. It will be important to assure adults that the point of this lesson isn’t that our works lead us to salvation, but that God wants us to live fruit-bearing lives that show evidence of our gratitude and faith.



►Bible Point

Acting like Jesus shows we’re Christians.

Key Verse

“In the same way, let your light shine before men, that they may see your good deeds and praise your Father in heaven” (Matthew 5:16).

Weaving Faith Into Life

Adults will gain assurance that God wants us to live fruit-bearing lives that show our gratitude and faith.

LESSON	WHAT ADULTS DO	SUPPLIES	EASY PREP
1 Getting Started	Fresh Fruit <i>(about 15 min.)</i> Identify fruit and discuss the lesson topic: bearing good fruit.	Bible, fresh fruit in paper bags	Use a variety of fresh fruit. Choose familiar fruit (oranges and apples) as well as more unusual fruit (star fruit, pomegranates, papayas).
2 Bible Exploration	Good Tree, Bad Tree <i>(about 15 min.)</i> Examine what it means to be a good tree bearing good fruit.	Bibles	

Bold text within the lesson is spoken text.



Every activity incorporates the FaithWeaver NOW Adult Handbook—make sure each participant has one!



LESSON	WHAT ADULTS DO	SUPPLIES	EASY PREP
<p>3</p> <p>Weaving Faith Into Life</p>	<p>How to Be a Light <i>(about 25 min.)</i> Explore why it's important to bear fruit and let others see the "light" of Christ.</p>	<p>copy of <i>The Message</i> plus at least 2 other Bible translations (or a Bible app), 1 candle and 1 candleholder for every 4 people, matches, flashlight, clean fruit, plates, knives, napkins</p>	<p>Wash and cut up fruit for serving.</p>
<p>4</p> <p>Lasting Impressions</p>	<p>Daily Challenges <i>(about 5 min.)</i> Discuss how to apply God's Word.</p>	<p>Adult Handbooks or 1 copy per person of the "Digging Deeper" handout (at the end of this lesson)</p>	
	<p>Weaving Faith at Home <i>(about 2 min.)</i> Talk about how to dig deeper into the lesson all week long.</p>		

Bold text within the lesson is spoken text.





Fresh Fruit Supplies

Bible
fresh fruit in paper bags

Fresh Fruit Easy Prep

Use a variety of fresh fruit. Choose familiar fruit (oranges and apples) as well as more unusual fruit (star fruit, pomegranates, papayas).

! ALLERGY ALERT

Good Tree, Bad Tree Supplies

Bibles

1 GETTING STARTED

Fresh Fruit

What You'll Do ■■■■■■

Greet people warmly as they gather. Open this lesson by playing a game of Name That Fruit Tree. Ask volunteers to come to the front of the room and attempt to name the tree that the fruit is from. Have participants reach blindly into a bag and attempt to determine the type of fruit from touch only. Repeat the activity until each person has had a chance to play or all items have been correctly identified. If some fruit continues to baffle class members, take it out of the bag and have it identified. If you've chosen some unique fruit items, you may need to tell class members what they are.

Set the fruit aside for the Weaving Faith Into Life activity.

Talk With Adults ■■■■

Lead everyone in this discussion. Participants can find these questions in their Adult Handbooks.

Ask:

- How easy or difficult was it to determine the type of fruit in the bag?
- How did identifying the fruit tell you what kind of tree the fruit came from?

Read aloud Luke 6:43-45.

Ask:

- How does the truth in this passage connect with our opening game?
- How do we show we're Christians?

2 BIBLE EXPLORATION

Good Tree, Bad Tree

What You'll Do ■■■■■■

Form groups of no more than four. Have them reread Luke 6:43-45.

Say: **Though our lesson today focuses on just a few verses, these are powerful words from Jesus. Tell your group members your initial reaction to this passage, and then discuss the following questions.**





Allow a moment or two for group members to share their initial thoughts, and then ask the following questions. Participants can find these questions in their Adult Handbooks.

Ask:

- **If we claim to be Christians, what fruit should we be producing?**
- **Name examples of people who are “good trees bearing good fruit.” Who are these people in our own community?**
- **Can you know if a tree is good or bad before you see the fruit it produces? Why or why not?**
- **How are Christians generally viewed in your circles of influence?**
- **Imagine you’re a non-Christian looking at our church. How would you characterize the fruit produced by people in our church, and how does that fruit benefit those outside the church as well as those within?**

Have small groups share with the class some of the questions and answers they uncovered in their discussion times. Have people reflect silently on the following question.

Ask:

- **Now imagine you’re a non-Christian looking at you. How would you characterize the fruit you produce?**

After a minute for reflection, have volunteers share how they would complete the following sentence.

Say: **The toughest thing about this passage is...**

.....

3 WEAVING FAITH INTO LIFE

How to Be a Light

What You’ll Do ■■■■■■

Have class members return to their small groups. Give each group matches and a candle in a candleholder. Have a volunteer light the candle and set it in the middle of his or her group. Turn out as many lights as possible in the room so the candlelight is visible.

Using a flashlight (if you need it), read the following Scripture passage aloud from *The Message* (Matthew 5:14-16), and then have volunteers reread the same passage aloud from other Bible versions.

Say: **“You’re here to be light, bringing out the God-colors in the world. God is not a secret to be kept. We’re going public with this, as public as a city on a hill. If I make you light-bearers, you don’t think I’m going to hide you under a bucket, do you? I’m**



How to Be a Light Supplies

-
- copy of *The Message*
- plus at least 2 other Bible translations (or a Bible app)
- 1 candle and 1 candleholder for every 4 people
- matches
- 1 flashlight
- clean fruit plates
- knives
- napkins

! ALLERGY ■ ALERT

How to Be a Light Easy Prep

-
- Wash and cut up fruit for serving.





putting you on a light stand—shine! Keep open house; be generous with your lives. By opening up to others, you'll prompt people to open up with God, this generous Father in heaven.”

After having the passage read from at least two or three translations, discuss the following questions.

Ask:

- **If your relationship with God is between God and you, why do you need to be a light to others?**
- **Is the point of my bearing good fruit—of being an obvious light—so that others will know I'm a Christian or so that they will see God? What is the difference?**

Say: **A good tree will bear good fruit because it's the natural thing to do. As Christians we should live out the beliefs we claim as truth because it's the natural thing to do. ► ACTING LIKE JESUS SHOWS WE'RE CHRISTIANS. Why is it important to bear good fruit—to be a light? Because the eternity of others is at stake!**

Have groups brainstorm practical ways to “boost their wattage” as lights that lead to Christ. This could include everything from spending more time in prayer to ending an inappropriate or “bad fruit” pattern.

Have volunteers share their ideas with the group.

Talk With Adults ■■■■

Lead everyone in this discussion. Participants can find these questions in their Adult Handbooks.

Ask:

- **How can you be a light when you're feeling dark?**
- **How will people know we're Christians?**
- **What does it mean to live a fruitful life at work? at home? among Christian friends? among non-Christian friends?**

Offer pieces of fruit to your class members so they can enjoy a taste of the good fruit that God has provided. Ask participants to silently reflect on ways they can bear good fruit in their everyday lives and be lights to those around them.



4 LASTING IMPRESSIONS

Daily Challenges

What You'll Do

Say: In this session, we've seen how ► **ACTING LIKE JESUS SHOWS WE'RE CHRISTIANS.** Let's think about how we can act more like Jesus this week.

Have participants turn to the Daily Challenges section of their Adult Handbooks, or distribute the "Digging Deeper" handouts. Have everyone read the Daily Challenges and choose at least one to do this week. Have participants each turn to a partner and say what challenge they'll do this coming week and share the specifics of how they plan to do it.

Weaving Faith at Home

Say: If you have kids in Sunday school, they should have a take-home paper from this week's lesson to show you. It has their Daily Challenges for this week and ideas for weaving faith at home as a family. Please help your kids follow through with their Daily Challenges. If you don't have kids in Sunday school, you can still use your own Digging Deeper page to further reflect on following Jesus this week.

Finally, close in prayer, asking God to help each of you follow through on your commitments and weave faith into your day-to-day life.



Daily Challenges Supplies

.....
Adult Handbooks or 1 copy per person of the "Digging Deeper" handout (at the end of this lesson)

Jesus Teaches About Good Fruit—Luke 6:43-45

► **Bible Point**—Acting like Jesus shows we're Christians.

Key Verse—"In the same way, let your light shine before men, that they may see your good deeds and praise your Father in heaven" (Matthew 5:16).

DIGGING
DEEPER



Talk Topics

- If you were accused of being a Christian, would there be enough evidence to convict you?
- When have you seen a Christian friend live out or go against his or her beliefs? What happened?
- How do you let your "light" shine? Do your neighbors know you're Christians?
- What ideas do you have for how to let your light shine more? What do you want to do, or not do, or do differently?

Daily Challenges

Choose one or more of these activities to do this week.

- **Memorize this week's Key Verse, Matthew 5:16. Ask God to help you shine your light before others in a way that positively reflects your faith in Jesus Christ.**
- **Examine your current lifestyle. In what areas do you bring honor to Christ by your actions? In what areas do you fall short? Choose one behavior that you could improve upon, and resolve to do things differently for the next seven days, submitting that area of your life to God's care and direction.**
- **Read 1 John 2:9-11. Set aside one evening to keep all electrical lights off and to operate entirely by candlelight. How does the absence or presence of light, both physical and spiritual, make a difference in how you function?**

Through the Week

Use the following passages and questions to explore additional biblical insights about bearing good fruit.

Monday—Luke 6:43-45

- What do your actions reveal about your heart?

Tuesday—John 15:1

- What does this image mean to you?

Wednesday—John 15:2

- What experiences have you had where God has trimmed bad fruit from your life? What was that like?

Thursday—John 15:4

- What keeps you rooted to the true vine?

Friday—John 15:5

- When have you tried to do good without God's help? How did that go?

Saturday—John 15:8

- What benefits have you seen of bearing good fruit?

! **OK
TO COPY**

FaithWeaver NOW is for today's Sunday school teachers. It's developed by real Sunday school teachers, examined by real ministry leaders, and tested and approved by thousands of churches so you get great lessons that work with today's families.

This quarter you'll explore these Bible passages:

	BIBLE CONTENT/SCRIPTURE	KEY VERSE	BIBLE POINT
WEEK 1	Jesus Teaches About Good Fruit (Luke 6:43-45)	"In the same way, let your light shine before men, that they may see your good deeds and praise your Father in heaven" (Matthew 5:16).	Acting like Jesus shows we're Christians.
WEEK 2	Jesus Tells the Parable of the Lost Son (Luke 15:11-32)	"But you are a forgiving God, gracious and compassionate, slow to anger and abounding in love" (Nehemiah 9:17).	God will forgive us when we sin.
WEEK 3	Jesus Washes the Disciples' Feet (John 13:1-17)	"If anyone wants to be first, he must be the very last, and the servant of all" (Mark 9:35).	Jesus wants us to serve others.
*WEEK 4	Jesus Is Tried and Crucified (Luke 19:28-40; 23:1-49)	"But God demonstrates his own love for us in this: While we were still sinners, Christ died for us" (Romans 5:8).	Jesus died to take the punishment for our sins.
*WEEK 5	Jesus Appears to Mary (John 20:1-18)	"That if you confess with your mouth, 'Jesus is Lord,' and believe in your heart that God raised him from the dead, you will be saved" (Romans 10:9).	Jesus is alive.
WEEK 6	Apostles Defend Their Faith (Acts 5:12-42)	"Consider it pure joy, my brothers, whenever you face trials of many kinds, because you know that the testing of your faith develops perseverance" (James 1:2-3).	Keep following God, even when it's hard.
WEEK 7	Saul Meets Jesus Near Damascus (Acts 9:1-20)	"Therefore, if anyone is in Christ, he is a new creation; the old has gone, the new has come!" (2 Corinthians 5:17).	Jesus changes our lives.
WEEK 8	Peter Raises Tabitha From the Dead (Acts 9:36-43)	"The prayer of a righteous man is powerful and effective" (James 5:16).	God answers when we pray.
WEEK 9	An Angel Frees Peter From Jail (Acts 12:1-18)	"For he will command his angels concerning you to guard you in all your ways" (Psalm 91:11).	Angels protect and help God's people.
WEEK 10	Lydia Is Converted (Acts 16:9-15)	"Preach the Word; be prepared in season and out of season" (2 Timothy 4:2).	Be prepared to tell others about Jesus.
WEEK 11	Paul's Jailer Believes in Jesus (Acts 16:16-34)	"They replied, 'Believe in the Lord Jesus, and you will be saved'" (Acts 16:31).	Jesus saves us.
WEEK 12	Paul Describes Living by God's Spirit (Romans 8:9-17)	"But the fruit of the Spirit is love, joy, peace, patience, kindness, goodness, faithfulness, gentleness, and self-control" (Galatians 5:22-23).	When we live by God's Spirit, God changes us.
WEEK 13	Paul Describes Genuine Love (1 Corinthians 13:1-13)	"Love is patient, love is kind. It does not envy, it does not boast, it is not proud. It is not rude, it is not self-seeking, it is not easily angered, it keeps no record of wrongs" (1 Corinthians 13:4-5).	God teaches us how to love.


* We recommend starting the quarter so that Lessons 4 and 5 align with the dates of Palm Sunday and Easter Sunday. Visit the Digital Download Center for a suggested schedule.

PLUS...

Access all these FREE FaithWeaver NOW digital resources at group.com/digital:

- **FREE digital copies of Leader Guides** in PDF format so you can easily download any lesson for your ministry. Sharing lessons with busy volunteers couldn't be easier! *See inside for activation code.*
- **A FREE downloadable Director Manual** to help you structure your program for maximum effectiveness.
- **FREE weekly FamilyConnect pages** you can print out or email to parents to help families grow together in faith throughout the week.

Don't forget...



Adult Handbook*

This handbook gives participants a guide to the "Adult Talk Topics" used during class. It also provides a list of Scripture readings for daily devotions and a space for journaling throughout the week.

***Optional—get one for each participant.**



THIS IS A SAMPLE
The number of pages is limited.

Purchase the item for the complete version.

