



FAITHweaver

Weaving faith into today's families

NOW[®]

**FALL
SUNDAY SCHOOL**

**GRADES 1&2
TEACHER GUIDE**

FAiTHweAVER

Weaving faith into today's families **NOW**®



FALL
SUNDAY SCHOOL
GRADES 1 & 2
TEACHER GUIDE



YOUR ACTIVATION CODE IS NOW LOCATED INSIDE THE TEACHER PACK!

Group

Group resources really work!

This Group resource incorporates our R.E.A.L. approach to ministry. It reinforces a growing friendship with Jesus, encourages long-term learning, and results in life transformation, because it's



Relational

Learner-to-learner interaction enhances learning and builds Christian friendships.

Experiential

What learners experience through discussion and action sticks with them up to 9 times longer than what they simply hear or read.

Applicable

The aim of Christian education is to equip learners to be both hearers and doers of God's Word.

Learner-based

Learners understand and retain more when the learning process takes into consideration how they learn best.

Group

group.com/sunday-school

We know you care about kids...

We do, too!

That's why we attempt to ensure that all crafts, toys, and gizmos meet or exceed national safety standards—and are produced by manufacturers that don't use child labor or abuse their labor force. You can order Group resources knowing that in addition to caring for *your* kids, you're also caring for children elsewhere.

Let's keep kids safe!

We strive to provide products that are mechanically reliable and hold together during normal, intended usage. Items are also checked for flammability, and both paint and surface coatings are checked for heavy metals—including lead.

You can help your children stay safe by seeing that toys and gizmos are used as designed, for the purposes designed, and that any broken pieces are disposed of promptly and properly. We value your feedback. If you become aware of a problem affecting the safety of any of our products, please inform us immediately.

FaithWeaver NOW® Bible Curriculum, Grades 1 & 2, Fall

Copyright © 2000 and 2015 Group Publishing, Inc.

All rights reserved. No part of this book may be reproduced in any manner whatsoever without prior written permission from the publisher, except where noted in the text and in the case of brief quotations embodied in critical articles and reviews. For information, visit group.com/permissions.



When you see the OK TO COPY icon, this means permission to photocopy the page from FaithWeaver NOW® Bible Curriculum for Grades 1 & 2, Fall, is granted for local church use. Copyright © Group Publishing, Inc. group.com

Credits

Contributing Authors: Sharon Carey, Debbie Gowensmith, Donna Simcoe, Amy Simpson

Editors: Erica L. Feucht, Scott Firestone IV, Jennifer Hooks, Stephanie Martin, Jessica Sausto, Owen Shattuck, Ali Thompson, Christine Yount Jones

Copy Editors: Lyndsay Gerwing, Becky Helzer, Andrea Zimmerman

Chief Creative Officer: Joani Schultz

Cover Design and Art Direction: Jeff Spencer

Interior Design Team: Jared Bigham, Jeff Brunacci, Kate Elvin, Suzi Jensen, Randy Kady, Rebecca Swain

Illustrator: Jan Knudson

Cover Photography: © iStockphoto.com/vnosokin

All Scripture quotations, unless otherwise indicated, are taken from the Holy Bible, New International Version®, NIV®. Copyright © 1973, 1978, 1984 by Biblica, Inc.™ Used by permission of Zondervan. All rights reserved worldwide. www.zondervan.com

ISBN 978-1-4707-6614-6

Printed in the United States of America.



Contents

Introduction	4
---------------------------	----------

The Lessons

Lesson 1: The Israelites Cross the Red Sea—Exodus 13:17–14:31	5
Lesson 2: God Sends Quail and Manna—Exodus 16:1-26	15
Lesson 3: God Provides Water—Exodus 17:1-7	25
Lesson 4: God Gives the Ten Commandments (Part 1)—Exodus 19:16–20:21	37
Lesson 5: God Gives the Ten Commandments (Part 2)—Exodus 19:16–20:21	47
Lesson 6: The Israelites Worship a Golden Calf—Exodus 32:1-25	57
Lesson 7: The Israelites Build the Tabernacle—Exodus 35:4–36:38	67
Lesson 8: Moses Sends Spies Into the Promised Land—Numbers 13:1–14:23	79
Lesson 9: Balaam’s Donkey Talks—Numbers 22:1-38	87
Lesson 10: Joshua Becomes Leader of Israel—Joshua 1:1-11	99
Lesson 11: Joshua Sends Spies to Jericho—Joshua 2:1-24	109
Lesson 12: The Israelites Cross the Jordan River—Joshua 3:1–4:24	119
Lesson 13: God Gives Victory Over Jericho—Joshua 6:1-27	129

The future of Sunday school + family ministry is NOW.



No doubt about it, the world is changing. Families used to go to church every week. Kids used to have longer attention spans. Teachers used to have more time to prepare. And didn't our budgets used to be bigger?

Even the Sunday school Bible curriculum you used just a couple of years ago is already out of date. But there's one thing that's never changed: the need to grow families closer to Jesus.

That's why we created FaithWeaver NOW®, and it's different from anything you've ever seen before!

It combines Sunday school with family ministry. ■■■■

Sure, you've seen Sunday school aimed at families. But FaithWeaver NOW actually hits the target by having everyone in the family learning about the same Scripture each week.

It's simpler and easier. ■■■■

Sometimes change is a wonderful thing. Gone are the days when you needed to spend hours preparing your lessons and hunting for supplies. FaithWeaver NOW will have you and your team ready to go in a snap.

It's made for NOW. ■■■■

Life is complicated and full of distractions. FaithWeaver NOW keeps faith on track through even the most frenzied lifestyles.

What makes FaithWeaver NOW the perfect curriculum for TODAY's church?

- Families learn the same Bible passage in age-appropriate ways.
- Kids don't just hear the Word. They experience it.
- Simple and easy lessons fit even the busiest lives.
- Kids see God in their everyday world.
- The Scope & Sequence goes through the Bible every three years.
- You can customize it however you like, with both print and digital versions.



Create a vibrant family ministry that's new...that's wow...that's NOW. FaithWeaver NOW gives you a fresh strategy for being more successful than ever in bringing families closer to Jesus.

Thom Schultz Joani Schultz



Thom and Joani Schultz
Chairman and Chief Creative Officer
Group Publishing, Inc.



The Israelites Cross the Red Sea

Exodus 13:17–14:31

The first- and second-graders in your group are just beginning to feel somewhat independent. While they still rely heavily on the safety of home and family relationships, they're starting to value peer relationships. Since this lesson deals with fear, be sure not to let anyone ridicule a child for his or her fears. Use this lesson to emphasize that everyone has fears and that God is always there to help.

LESSON	WHAT CHILDREN DO	SUPPLIES	EASY PREP
1 Getting Started	Let's Get Outta Here! <i>(about 10 min.)</i> Play a game of trying to get from one corner of the room to another.	1 copy per child of a map of your room, 1 treat per child, antibacterial gel (optional)	Create a map of your room. Draw a line indicating a path that goes all over the room. Make enough copies of the map for each child to have one. Set treats in your room, at the end of the path. Set up an obstacle along the path that's difficult for kids to get past.
2 Bible Exploration	God Guides the Israelites <i>(about 15 min.)</i> Make "pillars" while hearing how God guided the Israelites.	Bible; My Bible Fun; 1 craft stick per child; cotton balls; red, yellow, and orange paper; several pairs of scissors; glue sticks Teacher Pack: Bible Timeline 	Tear out the Lesson 1 pages from each My Bible Fun student book.
	God Parts the Red Sea <i>(about 20 min.)</i> Form groups of Israelites and Egyptians to act out the parting of the Red Sea.	Bible, 2 sheets of blue poster board Teacher Pack: "The Israelites Cross the Red Sea" (from the Big Bible Poster Pack) 	

Bold text within the lesson is spoken text.



►Bible Point


God helps us when we're afraid.

Key Verse

"I will fear no evil, for you are with me; your rod and your staff, they comfort me" (Psalm 23:4).

Weaving Faith Into Life

Kids will turn to God when they're afraid.

LESSON	WHAT CHILDREN DO	SUPPLIES	EASY PREP
3 Weaving Faith Into Life	Where Is God When I'm Afraid? <i>(about 15 min.)</i> Reflect on how God is there when they're afraid.	Bible, CD player, tape, 1 index card per child, crayons, 1 copy per child of the lyrics page (at the end of the lesson) Teacher Pack: CD, "Help, I'm Afraid" poster 	
4 Lasting Impressions	Daily Challenges <i>(about 5 min.)</i> Choose a Daily Challenge to apply God's Word.	My Bible Fun, pens	
	Weaving Faith at Home <i>(about 2 min.)</i> Talk about how to share what they learned with their families.	My Bible Fun	Tear out the letter to parents from the back of each My Bible Fun student book.

Bold text within the lesson is spoken text.

BIBLE BACKGROUND
FOR LEADERS

God Cares for His People

God's Unusual Strategy

The Israelites were slaves of the Egyptians only days prior to this event. They'd been beaten by the whips of the slave drivers and were familiar with the weapons the Egyptians carried. They must've realized that their fighting talents were nothing compared with the Egyptians'. And they were backed against the sea, with mountains on two sides and the Egyptians bearing down on them. The situation must've seemed hopeless.

God Shows His Power

We can realize that God had all this planned. He knew that the people would be frightened. He knew that they would doubt him. But he also knew that his power would be remembered forever. God knew that he would prevail, that the Hebrews would be saved from Pharaoh, and that the result would be a people growing greatly in their faith in him.

The Jesus Connection

When have you felt out of sorts and desperate to find some control over your situation? Perhaps the Israelites felt these things after they escaped from Egypt. Although they may not have recognized it at the time, eventually they were able to look back and see how God used that time to protect them and bring glory to himself.

What part of your life might God have his hand in now? What can you do to connect with God during times of fear and desperation? Take a few minutes to reflect on God's hand in your life. Write your reflection here.

[illegible]



Let's Get Outta Here! Supplies

1 copy per child of a
map of your room
1 treat per child
antibacterial gel
(optional)

! ALLERGY ■ ALERT

Let's Get Outta Here! Easy Prep

Create a map of your room. Draw a line indicating a path that goes all over the room. Make enough copies of the map for each child to have one. Set treats in your room, at the end of the path. Set up an obstacle along the path that's difficult for kids to get past.

1

GETTING STARTED

Let's Get Outta Here!

What You'll Do ■■■■■■

Welcome kids warmly as they arrive, and ask them how their week went.

Gather everyone together. Say: **Let's play a game. You'll all start in one corner of our room. Indicate the starting corner according to your premade map. Then hand out the maps to kids and help them understand the map.**

Say: **We'll use these maps of our room to follow a path that just might lead us to something special. It's very important that we follow the map exactly in order to get to the surprise.** Check for understanding, and then have kids gather with their maps at the starting corner.

Help the children navigate the map. When the children reach the difficult obstacle you placed along the path, invite them to return to the starting corner or to continue on. After kids reach the corner of the room where the treats are located, have them sit down, clean their hands, and eat.

Talk With Kids ■■■■

Lead children in this discussion.

Ask:

- **What did you think about having to follow the path to get to the other corner of the room?**
- **Why did you or didn't you decide to continue on when you met the obstacle?**

Say: **Just as we followed a curvy path with obstacles in our game, life can sometimes feel like that. We don't always know why our lives are going in certain ways, but we can be sure that ► GOD HELPS US WHEN WE'RE AFRAID or unsure about where our lives are going. Today we'll hear how God led his people in a new direction and protected them even when they were afraid.**

2 BIBLE EXPLORATION

God Guides the Israelites

What You'll Do ■■■■■■

Open your Bible to Exodus 13, and show kids the passage. Say: **In the Bible today, we'll learn how God led his people, the Israelites, when they were very scared. We'll learn that ► GOD HELPS US WHEN WE'RE AFRAID.**

Show children the Bible Timeline, and point out "The Israelites Cross the Red Sea." Read aloud Exodus 13:17-22. Encourage kids to talk about times they've moved or traveled to places they'd never been before. Say: **The Israelites were leaving a place they'd lived in all their lives. Even though life was very hard for them in Egypt, it was a scary situation for them to leave and go to a place they didn't know anything about.**

Give each child a Lesson 1 My Bible Fun page. Say: **Even though it was a scary situation, God was always with them. He was in the pillar of cloud and the pillar of fire, guiding them. Let's make a craft to represent these pillars.**

Set out the supplies. Have kids cut out the "God's Pillars" section and glue their craft sticks to the "Pillar by Day" side. Have them glue cotton balls onto that side. Then have kids turn their "Pillars" over, rip up pieces of paper, and glue them to the "Pillar by Night" side.

Talk With Kids ■■■■■■

Lead children in this discussion.

Ask:

- What do you think of the way God led the Israelites?
- What are some ways God leads or guides you?
- How does knowing that God leads you help you when you're afraid?

Say: **Now you can take these pillars home to remind you that ► GOD HELPS US WHEN WE'RE AFRAID, just as he helped the Israelites. Let's look at the rest of the Bible passage to find out what else God did for the Israelites.**

God Parts the Red Sea

What You'll Do ■■■■■■

Turn in your Bible to Exodus 14, and show kids the passage. Say: **God told Moses to have the Israelites stop and camp for the night next to the Red Sea. God knew that the Pharaoh of Egypt would think the Israelites were lost in the desert and then chase after them. And that's just what happened.**



God Guides the Israelites Supplies

Bible
My Bible Fun
1 craft stick per child
cotton balls
red, yellow, and orange
paper
several pairs of scissors
glue sticks
Teacher Pack
Bible Timeline

God Guides the Israelites Easy Prep

Tear out the Lesson 1 pages from each My Bible Fun student book.

God Parts the Red Sea Supplies

Bible
2 sheets of blue poster
board
Teacher Pack
"The Israelites Cross the Red Sea" (from the Big Bible Poster Pack)



Form two groups—the Israelites and the Egyptians. Say: **I need your help to tell what happened.** Lay the two sheets of blue poster board side by side near one end of the room. Have the Israelites sit next to them. Then have the Egyptians sit across the room.

Say: **When the king of Egypt heard that the Israelites left, he thought, “Oh no! What have I done? Now all of our slaves are gone!” So he sent 600 of the best chariots to chase after the Israelites.** Have the Egyptians pretend to ride chariots around the room. Then have them sit near the Israelites.

Say: **The Bible says that the Israelites were terrified when they saw all the Egyptians coming toward them.** Have the Israelites act scared with actions and words if they want to.

Say: **When the Israelites realized they were being chased, they started blaming Moses, asking him, “What have you done? Why did you bring us here to die?” They were really scared, but they weren’t thinking about the fact that ► GOD HELPS US WHEN WE’RE AFRAID.** Encourage children to think about a time they were afraid as they all repeat the Bible Point together: ► **GOD HELPS US WHEN WE’RE AFRAID.**

Say: **Then God did something miraculous for the Israelites. He parted the Red Sea so the Israelites could walk across on dry land.** Hold one of the blue poster boards so it’s standing up but touching the ground. Have another adult volunteer or a child hold the other one in the same way so there’s a narrow pathway. Then put down the poster boards, and show kids “The Israelites Cross the Red Sea” poster.

Say: **Let’s act out what happened. God helped the Israelites by telling Moses to stretch out his hand over the water. When Moses did just as God told him to, God parted the Red Sea so the Israelites could cross on dry land! Let’s pretend to be Moses.** Let the Israelites stretch out their arms. When kids do this, lift your poster board and have your helper do the same—letting the Israelites hurry through the opening.

Say: **When the Egyptians tried to chase after the Israelites, God told Moses to stretch out his hand again.** Have the Israelites stretch their hands toward the “Red Sea,” and have the Egyptians enter into the path through the Red Sea (but not leave the pathway).

Say: **This time, God caused all of the water to come crashing down on the Egyptians so they couldn’t chase the Israelites anymore!** Cover the Egyptians with the blue poster boards.

Let the children switch roles and briefly go through what happened again.

Talk With Kids ■■■

Lead children in this discussion.

Ask:

- **What were you thinking when you were the Israelites in this situation? the Egyptians?**
- **What’s so great about what God did?**
- **Tell about a time God did something great for you.**
- **How can what God did for the Israelites and us help when we’re afraid?**



Say: **God did an amazing thing to help the Israelites when the Egyptians were chasing them. He had a plan all along. ► GOD HELPS US WHEN WE'RE AFRAID, too. He knows what we're afraid of and always has a plan to take care of us.**

.....

**3****WEAVING FAITH
INTO LIFE****Where Is God When I'm Afraid?****What You'll Do** ■■■■■■

Say: **Today we're hearing how God was with the Israelites in a really scary time and how ► GOD HELPS US WHEN WE'RE AFRAID.** Have kids form pairs.

Show the "Help, I'm Afraid" poster. Say: **On our poster are several pictures of kids in scary situations. I want you to look at these pictures and share with your partner which ones are the scariest for you.** Give kids time to share with each other. Invite the children to share some of the things they discussed in pairs.

Open your Bible to Psalm 23:4, and show it to kids. Say: **There are times in our lives we're afraid, but we can know that God's always with us. Let's learn our Key Verse to help us remember that. Psalm 23:4 says, "I will fear no evil, for you are with me; your rod and your staff, they comfort me."** Have children repeat the simplified verse with you several times: **"I will fear no evil, for you are with me" (Psalm 23:4).**

Think of a scary time. Allow time. **"I will fear no evil, for you are with me" means that even when you're facing that really scary thing, you don't have to be afraid because God is right there with you.** Have the children picture God with them in the scary time they previously thought of.

Say: **Isn't it wonderful to know that we don't have to be afraid because God will take care of us? Let's learn a song to help us remember that God is always with us.** Distribute copies of the lyrics page, and play "Psalm 23" (track 2 on the CD). Lead kids in singing and doing the motions.



The Lord is my shepherd. (*point up, and then pretend to hold a staff*)
(Repeat 4x.)

The Lord is my shepherd; (*point up, and then pretend to hold a staff*)
I shall not be in want. (*shake head no*)
He makes me lie down in green pastures. (*stretch arms out to sides*)
He leads me beside quiet waters. (*wiggle arms*)
He restores my soul. (*touch heart*)
He restores my soul. (*touch heart*)
He guides me in paths of righteousness (*put hand above eyes*)
For his name's sake. (*point up*)

**Where Is God When
I'm Afraid?
Supplies**

.....
Bible
CD player
tape
1 index card per child
crayons
1 copy per child of the
lyrics page (at the end
of the lesson)
Teacher Pack
CD: "Psalm 23" (track 2)
"Help, I'm Afraid" poster





Even though I walk through the valley *(walk in place)*
Of the shadow of death, *(point down)*
I will fear no evil, for you are with me; *(wave hands over and across each other)*
Your rod and your staff, they comfort me! *(put hands on hips and nod)*

You prepare a table before me *(move hand across in front of body with palm up)*
In the presence of my enemies. *(stomp foot)*
You anoint my head with oil; *(touch head)*
My cup overflows. *(lean to the side)*
My cup overflows. *(lean to the side)*

Surely goodness and love will follow me *(touch heart)*
All the days of my life, *(move hand across in front of body with palm up)*
And I will dwell in the house of the Lord *(touch hands above head like a roof)*
Forever, forever! *(shake hands above head)*

The Lord is my shepherd. *(point up, and then pretend to hold a staff)*
(Repeat 4x.)

"Psalm 23" by Jay Stocker. © 2006 Group Publishing, Inc. All rights reserved.

Distribute index cards and crayons. Have kids each draw a picture of a time God helped them when they were afraid. Then say: **In our Key Verse, God tells us that we don't need to be afraid because he is with us. I want you to pick out the one picture on the poster that you think is the scariest and tape your picture over it.** Let kids put their cards over the pictures.

Talk With Kids ■■■■

Lead kids in this discussion.

Ask:

- What do you think about knowing that God is always there for you?
- What can you do when you are afraid?

Say: **Whenever you're afraid, ask God to comfort you. He's always there with you, and he hears you, so you just have to ask him. Just like God helped the Israelites,**
► GOD HELPS US WHEN WE'RE AFRAID.

4 LASTING IMPRESSIONS

Daily Challenges

What You'll Do ■■■■

Say: **Let's think about how ► GOD HELPS US WHEN WE'RE AFRAID.**

Daily Challenges
Supplies

My Bible Fun
pens

Have kids find this week's Daily Challenges in their My Bible Fun pages and choose one to do this week. They can choose one or more of these three options:

- **Tell a parent one thing you're afraid of, and then tell him or her that God wants us to trust him when we're afraid.**
- **Draw a picture of something that makes you afraid, and then ask God to help you trust him when you're afraid.**
- **Before you go to bed, tell a parent what happened in this week's Bible passage. Remember that you can trust God to take care of you in the dark.**

Make sure you choose a Daily Challenge as well, and tell kids what you chose. Kids will be more inclined to follow through on their commitments when they see you doing the same.

Talk With Kids

Lead kids in this discussion.

Ask:

- **What's a practical way you're going to do your Daily Challenge? Include a time, a place, and other ideas.**

Say: **God did something really amazing for the Israelites, and he'll do amazing things for us, too. No matter what, we can remember that ► GOD HELPS US WHEN WE'RE AFRAID as we follow through on our Daily Challenges.**

Weaving Faith at Home

Send the letter to parents home with your kids or give it to parents when they pick up their children. This is a great way to show families they're important to your church and to support their role as spiritual leaders to their children.

Encourage kids to talk with their parents about the Daily Challenges they chose and what they learned about how God helps us when we're afraid. Kids can also do the activities in the "HomeConnect" section of their My Bible Fun pages with their families.

Talk to your Director about emailing the FREE FamilyConnect to all your church's families. Available at group.com/digital.

Take a couple of minutes to pray with your kids, thanking God that he's always with us and he's strong enough to help us, even in really scary times. Let each child share a situation he or she is scared of. Then pray: **Dear God, please help us always remember that you are always with us. Help us turn to you for help whenever we are afraid. Thank you, God, for helping us and loving us. In Jesus' name, amen.**



Weaving Faith at Home Supplies

My Bible Fun

Weaving Faith at Home Easy Prep

Tear out the letter to parents from the back of each My Bible Fun student book.



Lyrics ■■■■

Psalm 23

The Lord is my shepherd. (*point up, and then pretend to hold a staff*)
(Repeat 4x.)

The Lord is my shepherd; (*point up, and then pretend to hold a staff*)
I shall not be in want. (*shake head no*)

He makes me lie down in green pastures. (*stretch arms out to sides*)

He leads me beside quiet waters. (*wiggle arms*)

He restores my soul. (*touch heart*)

He restores my soul. (*touch heart*)

He guides me in paths of righteousness (*put hand above eyes*)

For his name's sake. (*point up*)

Even though I walk through the valley (*walk in place*)

Of the shadow of death, (*point down*)

I will fear no evil, for you are with me; (*wave hands over and across each other*)

Your rod and your staff, they comfort me! (*put hands on hips and nod*)

You prepare a table before me (*move hand across in front of body with palm up*)

In the presence of my enemies. (*stomp foot*)

You anoint my head with oil; (*touch head*)

My cup overflows. (*lean to the side*)

My cup overflows. (*lean to the side*)

Surely goodness and love will follow me (*touch heart*)

All the days of my life, (*move hand across in front of body with palm up*)

And I will dwell in the house of the Lord (*touch hands above head like a roof*)

Forever, forever! (*shake hands above head*)

The Lord is my shepherd. (*point up, and then pretend to hold a staff*)
(Repeat 4x.)

"Psalm 23" by Jay Stocker. © 2006 Group Publishing, Inc. All rights reserved.

FaithWeaver NOW is for today's Sunday school teachers. It's developed by real Sunday school teachers, examined by real ministry leaders, and tested and approved by thousands of churches so you get great lessons that work with today's families.

This quarter you'll explore these Bible passages:


	BIBLE CONTENT/SCRIPTURE	KEY VERSE	BIBLE POINT
WEEK 1	The Israelites Cross the Red Sea (Exodus 13:17-14:31)	"I will fear no evil, for you are with me; your rod and your staff, they comfort me" (Psalm 23:4).	God helps us when we're afraid.
WEEK 2	God Sends Quail and Manna (Exodus 16:1-26)	"You prepare a table for me in the presence of my enemies. You anoint my head with oil; my cup overflows" (Psalm 23:5).	God gives us what we need.
WEEK 3	God Provides Water (Exodus 17:1-7)	"The Lord is my shepherd, I shall not be in want" (Psalm 23:1).	God is patient with us.
WEEK 4	God Gives the Ten Commandments (Part 1) (Exodus 19:16-20:21)	"Love the Lord your God with all your heart and with all your soul and with all your strength" (Deuteronomy 6:5).	Honor God by obeying him.
WEEK 5	God Gives the Ten Commandments (Part 2) (Exodus 19:16-20:21)	"Do not murder, do not commit adultery, do not steal, do not give false testimony, honor your father and mother," and "love your neighbor as yourself" (Matthew 19:18-19).	God tells us how to respect others.
WEEK 6	The Israelites Worship a Golden Calf (Exodus 32:1-25)	"You shall have no other gods before me" (Exodus 20:3).	Only God deserves our worship.
WEEK 7	The Israelites Build the Tabernacle (Exodus 35:4-36:38)	"And whatever you do, whether in word or deed, do it all in the name of the Lord Jesus" (Colossians 3:17).	We all can serve God.
WEEK 8	Moses Sends Spies Into the Promised Land (Numbers 13:1-14:23)	"Therefore, my dear brothers, stand firm. Let nothing move you" (1 Corinthians 15:58).	Be brave for God.
WEEK 9	Balaam's Donkey Talks (Numbers 22:1-38)	"Come and see what God has done, how awesome his works in man's behalf!" (Psalm 66:5).	Pay attention to God.
WEEK 10	Joshua Becomes Leader of Israel (Joshua 1:1-11)	"God will be with you wherever you go" (Joshua 1:9).	God is with us.
WEEK 11	Joshua Sends Spies to Jericho (Joshua 2:1-24)	"And without faith it is impossible to please God" (Hebrews 11:6).	We can have faith that God will do big things in our lives.
WEEK 12	The Israelites Cross the Jordan River (Joshua 3:1-4:24)	"Give thanks to the Lord, call on his name; make known among the nations what he has done" (1 Chronicles 16:8).	Remember what God has done.
WEEK 13	God Gives Victory Over Jericho (Joshua 6:1-27)	"Cast all your anxiety on him because he cares for you" (1 Peter 5:7).	God's power works for good.

PLUS...

Access all these FREE FaithWeaver NOW digital resources at group.com/digital:

- **FREE digital copies of Teacher Guides** in Word and PDF format so you can easily customize any lesson to your ministry. Sharing lessons with busy volunteers couldn't be easier! *See inside for activation code.*
- **A FREE downloadable Director Manual** to help you structure your program for maximum effectiveness.
- **FREE weekly FamilyConnect pages** you can print out or email to parents to help families grow together in faith throughout the week.

Don't forget...



***Get a colorful, age-appropriate student book for every child! Each week, you'll get...**

- Engaging activities that bring the Bible to life for every child
- Easy faith conversation-starters for kids to take home
- Meaningful at-home activities for families to dig into Scripture

***You'll need one per child. Sold separately.**



THIS IS A SAMPLE

The number of pages is limited.

Purchase the item for the complete version.

