



# FAITHweaver

Weaving faith into today's families

# NOW<sup>®</sup>

**FALL  
SUNDAY SCHOOL**

**GRADES 1&2  
TEACHER GUIDE**

# FAiTHweAVER

Weaving faith into today's families **NOW**®



**FALL**  
**SUNDAY SCHOOL**

**GRADES 1 & 2**  
**TEACHER GUIDE**

*Group*

## Group resources really work!

This Group resource incorporates our R.E.A.L. approach to ministry. It reinforces a growing friendship with Jesus, encourages long-term learning, and results in life transformation, because it's:



### Relational

Person-to-person interaction enhances spiritual growth and builds Christian friendships.

### Experiential

What we experience through action and discussion sticks with us up to 9 times longer than what we simply hear or read.

### Applicable

The aim of ministry is to equip people to be both hearers and doers of God's Word.

### Lifelong

Experiences transform the heart, moving faith beyond the walls of church and into everyday life for years to come.

## Group

[group.com/sunday-school](http://group.com/sunday-school)

### We know you care about kids...

We do, too!

That's why we attempt to ensure that all crafts, toys, and gizmos meet or exceed national safety standards—and are produced by manufacturers that don't use child labor or abuse their labor force. You can order Group resources knowing that in addition to caring for *your* kids, you're also caring for children elsewhere.

### Let's keep kids safe!

We strive to provide products that are mechanically reliable and hold together during normal, intended usage. Items are also checked for flammability, and both paint and surface coatings are checked for heavy metals—including lead.

You can help your children stay safe by seeing that toys and gizmos are used as designed, for the purposes designed, and that any broken pieces are disposed of promptly and properly. We value your feedback. If you become aware of a problem affecting the safety of any of our products, please inform us immediately.

### FaithWeaver NOW® Bible Curriculum, Grades 1&2, Fall

Copyright © 2001 and 2013 Group Publishing, Inc.

All rights reserved. No part of this book may be reproduced in any manner whatsoever without prior written permission from the publisher, except where noted in the text and in the case of brief quotations embodied in critical articles and reviews. For information, visit [group.com/permissions](http://group.com/permissions).



When you see the OK TO COPY icon, this means permission to photocopy the page from FaithWeaver NOW® Bible Curriculum for Grades 1&2, Fall, is granted for local church use. Copyright © Group Publishing, Inc. [group.com](http://group.com)

### Credits

Contributing Authors: Heather Eades, Debbie Gowensmith, Meg Livingston Maehl, Beth Robinson, Donna Simcoe, Amy Simpson

Editors: Lee Sparks, Ali Thompson, Christine Yount Jones

Copy Editors: Deb Helmers, Becky Helzer, Andrea Zimmerman

Chief Creative Officer: Joani Schultz

Cover Design and Art Direction: Jeff Spencer

Interior Designers: Jeff Brunacci, Randy Kady, Rebecca Parrott

Cover Photography: © iStockphoto.com/vnosokin

Production Manager: Pam Clifford

All Scripture quotations, unless otherwise indicated, are taken from the Holy Bible, New International Version®, NIV®. Copyright © 1973, 1978, 1984 by Biblica, Inc.™ Used by permission of Zondervan. All rights reserved worldwide. [www.zondervan.com](http://www.zondervan.com)

ISBN 978-1-4707-6814-0

Printed in the United States of America.

# Contents

Introduction .....	4
--------------------	---

## The Lessons

<b>Lesson 1: David Becomes King</b> —2 Samuel 5:1-5; Psalm 37 .....	<b>5</b>
<b>Lesson 2: David Is Merciful to Mephibosheth</b> —2 Samuel 9 .....	<b>15</b>
<b>Lesson 3: God Forgives David</b> —2 Samuel 12:1-7; Psalm 51:1-12 .....	<b>27</b>
<b>Lesson 4: Absalom Rebels and Is Defeated</b> —2 Samuel 15:1-12; 17:1-12; 18:1-18 .....	<b>39</b>
<b>Lesson 5: Solomon Asks for Wisdom</b> —1 Kings 2:1-4; 3:3-28 .....	<b>49</b>
<b>Lesson 6: Solomon Writes Many Proverbs</b> —1 Kings 4:29-34; Proverbs 1:1-7 .....	<b>59</b>
<b>Lesson 7: Solomon Turns Away From God</b> —1 Kings 11:1-13 .....	<b>71</b>
<b>Lesson 8: The Kingdom Divides</b> —1 Kings 11:28-12:24 .....	<b>83</b>
<b>Lesson 9: Elijah Helps a Widow</b> —1 Kings 17:7-24 .....	<b>93</b>
<b>Lesson 10: Elijah Challenges the Prophets of Baal</b> —1 Kings 18:16-40 .....	<b>105</b>
<b>Lesson 11: God Speaks to Elijah in a Whisper</b> —1 Kings 19:9-18 .....	<b>113</b>
<b>Lesson 12: God Takes Elijah to Heaven</b> —2 Kings 2:1-15 .....	<b>123</b>
<b>Lesson 13: Jehoshaphat Trusts God for Victory</b> —2 Chronicles 20:1-30 .....	<b>135</b>

# The future of Sunday school + family ministry is NOW.



No doubt about it, the world is changing. Families used to go to church every week. Kids used to have longer attention spans. Teachers used to have more time to prepare. And didn't our budgets used to be bigger?

Even the Sunday school Bible curriculum you used just a couple of years ago is already out of date. But there's one thing that's never changed: the need to grow families closer to Jesus.

That's why we created FaithWeaver NOW®, and it's different from anything you've ever seen before!

## **It combines Sunday school with family ministry.** ■■■■

Sure, you've seen Sunday school aimed at families. But FaithWeaver NOW actually hits the target by having everyone in the family learning about the same Scripture each week.

## **It's simpler and easier.** ■■■■

Sometimes change is a wonderful thing. Gone are the days when you needed to spend hours preparing your lessons and hunting for supplies. FaithWeaver NOW will have you and your team ready to go in a snap.

## **It's made for NOW.** ■■■■

Life is complicated and full of distractions. FaithWeaver NOW keeps faith on track through even the most frenzied lifestyles.

## **What makes FaithWeaver NOW the perfect curriculum for TODAY's church?**

- Families learn the same Bible point in age-appropriate ways.
- Kids don't just hear the Word. They experience it.
- Simple and easy lessons fit even the busiest lives.
- Kids see God in their everyday world.
- The Scope & Sequence covers the whole Bible in three years.
- You can customize it however you like, with both print and digital versions.



Create a vibrant family ministry that's new...that's wow...that's NOW. FaithWeaver NOW gives you a fresh strategy for being more successful than ever in bringing families closer to Jesus.

*Thom Schultz Joani Schultz*

Thom and Joani Schultz  
Chairman and Chief Creative Officer  
Group Publishing, Inc.







# David Becomes King

2 Samuel 5:1-5; Psalm 37

First- and second-graders are rapidly developing many skills for self-reliance. “Let me do it” is one of their favorite responses to parents used to doing things for them. Sometimes that makes sense, such as tying their shoes. Sometimes it doesn’t, such as running a power lawnmower. Although we want to encourage self-reliance in our children, kids must also learn to rely on God. Help your kids understand that because of our faith, we can rely on God even when things don’t seem to be going in the right direction.



## ► Bible Point


We can rely on God.

## Key Verse


“God is our refuge and strength, an ever-present help in trouble” (Psalm 46:1).

## Weaving Faith Into Life

Kids will rely on God, who never fails.

LESSON	WHAT CHILDREN DO	SUPPLIES	EASY PREP
<b>1</b> Getting Started	<b>Toilet-Paper Failure</b> (about 10 min.) Run a relay to see that things can fail.	2 rolls of toilet paper, assorted items from your room	
<b>2</b> Bible Exploration	<b>Finger-Puppet King</b> (about 20 min.) Create a puppet to help learn the Bible passage.	Bible, paper, scissors, clear tape, fine-tipped markers, CD player <b>Teacher Pack:</b> “Finger-Puppet” patterns, CD: “He’s the King” (track 2)	Cut paper into 1x2-inch strips.  Punch out the “Finger-Puppet” patterns. 
	<b>God Never Fails</b> (about 10 min.) Use finger puppets to learn what David said in Psalm 37.	finger puppets from the “Finger-Puppet King” activity	
	<b>God Is Our Refuge</b> (about 5 min.) Learn and discuss the Key Verse.	Bibles for all kids	





LESSON	WHAT CHILDREN DO	SUPPLIES	EASY PREP
<b>3</b> Weaving Faith Into Life	<b>Reliance Stories</b> <i>(about 15 min.)</i> Use pictures to create stories about relying on God.	My Bible Fun, pencils	Tear out the Lesson 1 pages from each My Bible Fun student book.
<b>4</b> Lasting Impressions	<b>Daily Challenges</b> <i>(about 5 min.)</i> Choose a Daily Challenge to apply God's Word.	My Bible Fun	
	<b>Weaving Faith at Home</b> <i>(about 2 min.)</i> Talk about how to share what they learned with their families.	My Bible Fun	Tear out the letter to parents from the back of each My Bible Fun student book.

# David Becomes King

## 2 Samuel 5:1-5; Psalm 37

BIBLE BACKGROUND  
FOR LEADERS

# David Mourns King Saul

We begin this quarter of Old Testament studies with the anointing of David as king of Israel. Many years earlier, Israel's first king, Saul, had turned from the Lord, and God had selected David to succeed Saul. For years after that, Saul sought to have David killed. However, David had refused to act against Saul or to become king until he was certain of God's timing. He had lived a difficult life, almost as an outlaw. Now Saul was dead; after being wounded in battle, he had taken his own life. In fact, Saul and three of his sons, including David's friend Jonathan, had died in the same battle (1 Samuel 31:1-6). So the door was wide open for David to become king of Israel.

David didn't rejoice when he learned of the deaths. Instead he and all his men mourned and wept the entire day (2 Samuel 1:1-12). David even wrote a song in honor of Saul and Jonathan, which can be found in 2 Samuel 1:19-27. He was truly saddened that their lives had ended as they did.

## Uniting the Kingdom

David was made king of Judah. Israel followed Abner, the commander of Saul's army, who made Ish-Bosheth, a son of Saul, king over Israel (2 Samuel 2:1-9). After years of much fighting, intrigue, and bloodshed, Ish-Bosheth was murdered, and the leaders of Israel came to David to make him king over them.

## David Leads Israel

David was 37 when he became king over all Israel. He had first been anointed to succeed Saul many years earlier, while still in his teens. After his long, patient wait, David was able to lead Israel to great prosperity, fend off the Philistines, and expand the boundaries of Israel during his reign. David wasn't perfect, but as

he relied on God, God rewarded him and Israel with prosperity.

David wrote Psalm 37, which describes his trust in God even when he was surrounded by enemies. In this psalm, David says to “delight yourself in the Lord and he will give you the desires of your heart” (Psalm 37:4). This could have been the theme of David’s life.

## The Jesus Connection

Through Jesus, God showed us how to take every step of life relying on him. Because of Jesus' courage, we can believe that trusting God will always be worth it!

What past experience has God used to teach you how to rely on him?

God has a wonderful way of not letting teachable moments in our lives go to waste. What is God using to teach you right now?

Ask God for wisdom to see and strength to move forward with faith, knowing that he'll always have everything you need. You can write your prayer here.

[illegible]





### Toilet-Paper Failure Supplies

2 rolls of toilet paper  
assorted items from  
your room

## 1

### GETTING STARTED

## Toilet-Paper Failure

### What You'll Do

Welcome kids warmly as they arrive, and ask them how their week went.

Have children form two teams. Give each team a roll of toilet paper. Tell kids to make a “stretcher” from the toilet paper, about 2 feet long.

When teams have made their stretchers, have two people on each team hold their team’s stretcher. Place an item on each stretcher (the two items should be the same or similar in weight). Some items you may want to use are building blocks, toys, office supplies, kitchen utensils, or books. When you say go, teams will race to carry their stretchers to the other end of the room and back. When a pair returns, they hand off their stretcher to the next pair on the team. Before that pair races to the other end of the room and back, place another item on the stretcher. Eventually load items that are heavy enough to break the toilet-paper stretchers.

Continue in this manner until the stretchers break.

### Talk With Kids

Have kids answer the following questions with their teams. After each question, invite willing children to share their answers with the rest of the group.

Ask:

- Why wasn’t the toilet paper reliable?
- What does it mean to rely on something or someone?

Say: **To rely on someone or something means that we count on that person or thing not to fail or let us down. We rely on things, and they sometimes fail. Even people sometimes fail. But we can always rely on God because God never fails. Today we’ll talk about why ► WE CAN RELY ON GOD.**

## 2 BIBLE EXPLORATION

# Finger-Puppet King

### What You'll Do

Say: **Today's Bible passage tells us about someone who relied on God. In 2 Samuel 5:1-5, the Bible tells us that David became king over Israel. Open your Bible, and show the passage to the group. David used to be a simple shepherd boy, but God chose him to be king over the whole nation. So he became king. Let's make something fun to help us remember our Bible passage.**

Give each child a paper strip. Have kids each loop it and then tape it around the forefinger on their non-dominant hand. Have kids tape one of the "Finger-Puppet" patterns to the paper loop.

Set out fine-tipped markers for kids to share. Have each child draw tiny facial features on their finger for the puppet's face. As kids are working, softly play "He's the King" (track 2 on the CD).

Give kids a few minutes to finish their finger puppets, offering help as needed. Tell kids they'll use their finger puppets in the next activity.

### Talk With Kids

Ask:

- What does a new king need to know?
- Who could a new king rely on for help?
- In what ways can we rely on God for help?

Say: **David knew being king was a big job, and he knew he could fail. So he chose to rely on God to help him be a good king. In fact, David wrote a song to tell why he relied on God. The words to the song are in the Bible in Psalm 37. Let's learn about the song he wrote.**

# God Never Fails

### What You'll Do

Say: **I'm going to tell you some of the things David wrote in his song, Psalm 37. After each one, use your finger puppets of King David to say, "God never fails!"** Have kids practice using their finger puppets to say, "God never fails!"

Say: **David chose to rely on God, because...**(Prompt children to respond, "God never fails!")



### Finger-Puppet King Supplies

Bible  
paper  
scissors  
clear tape  
fine-tipped markers  
CD player

#### Teacher Pack

"Finger-Puppet"  
patterns  
CD: "He's the King"  
(track 2)

### Finger-Puppet King Easy Prep

Cut paper into 1x2-inch  
strips.

Punch out the "Finger-  
Puppet" patterns.

### God Never Fails Supplies

finger puppets from the  
"Finger-Puppet King"  
activity



**Trust in the Lord and do good, because...**(Prompt children to respond.)

**God will reward those who follow his ways, because...**(Prompt children to respond.)

**Be still before the Lord and wait patiently for him, because...**(Prompt children to respond.)

**Don't get angry when people do bad things; God will help you deal with them, because...**(Prompt children to respond.)

**God takes care of his children, because...**(Prompt children to respond.)

### Talk With Kids ■■■■

Say: Now I'm going to ask you some questions about the Bible passage and about relying on God. Turn to a partner and get ready to use your puppets to answer some questions.

Ask:

- Why did David need to rely on God?
- Why can we rely on God?

Say: God never fails. David may have felt scared of the big job of ruling a whole country. But he knew he could rely on God to help him. Sometimes things get scary for us, but we can remember that ► **WE CAN RELY ON GOD**. Use your puppet to talk to your partner about these questions.

Ask:

- When have *you* had a big job to do that seemed scary?
- What can you do to rely on God when you have a big job to do?

Say: When we feel afraid—as David may have—► **WE CAN RELY ON GOD** to help us. God helped David, and God will help us.

## God Is Our Refuge

### What You'll Do ■■■■

Say: **Our Key Verse** today is about how God helps us when we rely on him.

Open your Bible to Psalm 46:1, and show it to the children. Tell kids that this is God's book. Then read the verse: "**God is our refuge and strength, an ever-present help in trouble**" (Psalm 46:1). Have kids repeat it with you until they can say it by themselves.

Say: This verse can be hard to understand, so let's talk about what it means. *Refuge* means protection from something that's scary or dangerous. God protects us from the things that scare us. *Ever-present* means God will always be there, no matter what.

God Is Our Refuge  
Supplies

.....  
Bibles for all kids



Give each child a Bible. If you don't have a Bible for each child, have kids use their hands for the following activity.

Say: **Let's practice a way of remembering that God is our refuge and ever-present help in times of trouble. When I say, "God is our refuge," place the Bible over your head as if you're using it to protect yourself. When I say, "God is an ever-present help in trouble," hold the Bible close to your heart and hug it. Here we go.**

When kids seem able, ask them to repeat the phrases after you say them and as they're doing the actions.

Collect the Bibles.

### Talk With Kids

Ask:

- What does it mean for God to be our refuge?
- What does it mean for God to help us when we're in trouble?
- When has God helped you?

Say: **Our Key Verse promises that God will protect us when we're scared or in danger. It also promises that God will help us be strong and will always be here to help us. ► WE CAN RELY ON GOD because God never fails. Let's think about what it means to rely on God.**

## 3 WEAVING FAITH INTO LIFE

### Reliance Stories

#### What You'll Do

Give each child a pencil. Direct children's attention to the "Story Pictures" section of today's My Bible Fun page. Tell kids that they'll use the pictures to come up with stories about relying on God.

Say: **Each of you must use at least three of the pictures to come up with a story about what it means to rely on God. It can be a true event or a make-believe story. For example, you might want to make up a story about a person who needed help and who relied on God for that help. Or you might want to tell about a time you were sick and relied on God to help you get better.**

**Circle the pictures you're going to use in your story. Then either draw or write your story in the space below the pictures.**

As kids are working, go around the room to offer help as needed. When kids have finished with their stories, have them form pairs and tell their stories to their partners.



#### Reliance Stories Supplies

My Bible Fun pencils

#### Reliance Stories Easy Prep

Tear out the Lesson 1 pages from each My Bible Fun student book.





## Daily Challenges Supplies

My Bible Fun

Then have kids answer the following questions in their pairs. After each question, invite kids to share the stories they wrote with the rest of the group.

### Talk With Kids ■■■■

Ask:

- What are some ways God helps people?
- How can you show God that you rely on him?

Say: ► **WE CAN RELY ON GOD** because only God never fails. One way to show God we're relying on him is to pray and tell him about things we need help with, just as David asked for help in being king. Let's each choose a Daily Challenge to help us rely on God this week.

## 4 LASTING IMPRESSIONS

### Daily Challenges

#### What You'll Do ■■■■

Say: Let's think about how ► **WE CAN RELY ON GOD** this week.

Direct kids to find this week's Daily Challenges in their My Bible Fun pages and choose one to do this week. They can choose one or more of these three options:

- Have a sleepover at your house, and teach your friends the Key Verse.
- Each night before you go to bed, thank God for taking care of you that day.
- Each morning, tell your parents that you'll rely on God to take care of your family that day.

Make sure you choose a Daily Challenge as well, and tell the kids what you chose. Kids will be more inclined to follow through on their commitments when they see you doing the same.

### Talk With Kids ■■■■

Ask:

- What's a practical way you're going to do your Daily Challenge? Share a time, a place, or other ideas.

Say: ► **WE CAN RELY ON GOD** like David did. As we grow closer to God and rely on him, God becomes very real in our lives. Let's rely on God by following through with our Daily Challenges this week.

## Weaving Faith at Home

Send the letter to parents home with your kids or give it to parents when they pick up their children. This is a great way to show families they're important to your church and to support their role as spiritual leaders to their children.

Encourage kids to talk with their parents about the Daily Challenges they chose and what they learned about relying on God. Kids can also do the activities on the "HomeConnect" portion of their My Bible Fun pages with their families.

Talk to your Director about e-mailing the FREE FamilyConnect to all your church's families. Available at [group.com/digital](http://group.com/digital).

Take a couple of minutes to pray with your kids, asking for God's help to rely on him always.

Remind kids to take home their finger puppets so they can tell their families how King David relied on God.



### Weaving Faith at Home Supplies

My Bible Fun

### Weaving Faith at Home Easy Prep

Tear out the letter to parents from the back of each My Bible Fun student book.



FaithWeaver NOW is for today's Sunday school teachers. It's developed by real Sunday school teachers, examined by real ministry leaders, and tested and approved by thousands of churches so you get great lessons that work with today's families.

*This quarter you'll explore these Bible passages:*


	BIBLE CONTENT/SCRIPTURE	KEY VERSE	BIBLE POINT
WEEK 1	David Becomes King (2 Samuel 5:1-5; Psalm 37)	"God is our refuge and strength, an ever-present help in trouble" (Psalm 46:1).	We can rely on God.
WEEK 2	David Is Merciful to Mephibosheth (2 Samuel 9)	"Be devoted to one another in brotherly love. Honor one another above yourselves" (Romans 12:10).	Being kind honors God and others.
WEEK 3	God Forgives David (2 Samuel 12:1-7; Psalm 51:1-12)	"If we confess our sins, he is faithful and just and will forgive us our sins and purify us from all unrighteousness" (1 John 1:9).	God wants us to repent when we sin.
WEEK 4	Absalom Rebels and Is Defeated (2 Samuel 15:1-12; 17:1-12; 18:1-18)	"He has showed you, O man, what is good. And what does the Lord require of you? To act justly and to love mercy and to walk humbly with your God" (Micah 6:8).	A self-centered attitude hurts God and others.
WEEK 5	Solomon Asks for Wisdom (1 Kings 2:1-4; 3:3-28)	"If any of you lacks wisdom, he should ask God, who gives generously to all without finding fault, and it will be given to him" (James 1:5).	God gives us wisdom.
WEEK 6	Solomon Writes Many Proverbs (1 Kings 4:29-34; Proverbs 1:1-7)	"The fear of the Lord is the beginning of wisdom, and knowledge of the Holy One is understanding" (Proverbs 9:10).	We become wise by following God's Word.
WEEK 7	Solomon Turns Away From God (1 Kings 11:1-13)	"Trust in the Lord with all your heart and lean not on your own understanding; in all your ways acknowledge him, and he will make your paths straight" (Proverbs 3:5-6).	Be devoted to God.
WEEK 8	The Kingdom Divides (1 Kings 11:28-12:24)	"If my people, who are called by my name, will humble themselves and pray and seek my face and turn from their wicked ways, then will I hear from heaven and will forgive their sin and will heal their land" (2 Chronicles 7:14).	Choose to follow God.
WEEK 9	Elijah Helps a Widow (1 Kings 17:7-24)	"So do not worry, saying, 'What shall we eat?' or 'What shall we drink?' or 'What shall we wear?' ... But seek first his kingdom and his righteousness, and all these things will be given to you as well" (Matthew 6:31, 33).	Trust God completely.
WEEK 10	Elijah Challenges the Prophets of Baal (1 Kings 18:16-40)	"I am the Lord your God, who brought you out of Egypt, out of the land of slavery. You shall have no other gods before me" (Exodus 20:2-3).	Choose to serve God.
WEEK 11	God Speaks to Elijah in a Whisper (1 Kings 19:9-18)	"So do not fear, for I am with you; do not be dismayed, for I am your God. I will strengthen you and help you; I will uphold you with my righteous right hand" (Isaiah 41:10).	When we feel alone, God is with us.
WEEK 12	God Takes Elijah to Heaven (2 Kings 2:1-15)	"So whether you eat or drink or whatever you do, do it all for the glory of God" (1 Corinthians 10:31).	God wants us to be faithful.
WEEK 13	Jehoshaphat Trusts God for Victory (2 Chronicles 20:1-30)	"Cast all your anxiety on him because he cares for you" (1 Peter 5:7).	God helps us with our problems.

**PLUS...**

**Access all these FREE FaithWeaver NOW digital resources at [group.com/digital](http://group.com/digital):**

- **FREE digital copies of Teacher Guides** in PDF format so you can easily download any lesson for your ministry. Sharing lessons with busy volunteers couldn't be easier! *Look inside kit box for activation code.*
- **A FREE downloadable Director Manual** to help you structure your program for maximum effectiveness.
- **FREE weekly FamilyConnect pages** you can print out or email to parents to help families grow together in faith throughout the week.

**Don't forget...**



**\*Get a colorful, age-appropriate student book for every child! Each week, you'll get...**

- Engaging activities that bring the Bible to life for every child
- Easy faith conversation-starters for kids to take home
- Meaningful at-home activities for families to dig into Scripture

**\*You'll need one per child. Sold separately.**



**THIS IS A SAMPLE**  
**The number of pages is limited.**

Purchase the item for the complete version.

