



FAITHWEAVER

Weaving faith into today's families **NOW**[®]

**FALL
SUNDAY SCHOOL**

**GRADES 1&2
TEACHER GUIDE**

FAITHWEAVER

Weaving faith into today's families **NOW**[®]



FALL
SUNDAY SCHOOL

GRADES 1 & 2
TEACHER GUIDE



YOUR ACTIVATION CODE IS NOW LOCATED INSIDE THE TEACHER PACK!

Group

Group resources really work!

This Group resource incorporates our R.E.A.L. approach to ministry. It reinforces a growing friendship with Jesus, encourages long-term learning, and results in life transformation, because it's



Relational

Learner-to-learner interaction enhances learning and builds Christian friendships.

Experiential

What learners experience through discussion and action sticks with them up to 9 times longer than what they simply hear or read.

Applicable

The aim of Christian education is to equip learners to be both hearers and doers of God's Word.

Learner-based

Learners understand and retain more when the learning process takes into consideration how they learn best.

Group

group.com/sunday-school

We know you care about kids...

We do, too!

That's why we attempt to ensure that all crafts, toys, and gizmos meet or exceed national safety standards—and are produced by manufacturers that don't use child labor or abuse their labor force. You can order Group resources knowing that in addition to caring for *your* kids, you're also caring for children elsewhere.

Let's keep kids safe!

We strive to provide products that are mechanically reliable and hold together during normal, intended usage. Items are also checked for flammability, and both paint and surface coatings are checked for heavy metals—including lead.

You can help your children stay safe by seeing that toys and gizmos are used as designed, for the purposes designed, and that any broken pieces are disposed of promptly and properly. We value your feedback. If you become aware of a problem affecting the safety of any of our products, please inform us immediately.

FaithWeaver NOW® Bible Curriculum, Grades 1 & 2, Fall

Copyright © 2002 and 2014 Group Publishing, Inc.

All rights reserved. No part of this book may be reproduced in any manner whatsoever without prior written permission from the publisher, except where noted in the text and in the case of brief quotations embodied in critical articles and reviews. For information, visit group.com/permissions.

OK TO COPY When you see the OK TO COPY icon, this means permission to photocopy the page from FaithWeaver NOW® Bible Curriculum for Grades 1 & 2, Fall, is granted for local church use. Copyright © Group Publishing, Inc. group.com

Visit our website: group.com/sunday-school

Credits

Contributing Authors: Ivy Beckwith, Teryl Cartwright, Debbie Gowensmith, Kelly Martin, Marilyn Meiklejohn

Editors: Laycie Costigan, Scott Firestone IV, Jennifer Hooks, Stephanie Martin, Jessica Sausto, Ali Thompson, Christine Yount Jones

Copy Editors: Erica L. Feucht, Deborah Helmers, Becky Helzer, Andrea Zimmerman

Chief Creative Officer: Joani Schultz

Cover Design and Art Direction: Jeff Spencer

Interior Design Team: Jeff Brunacci, Kate Elvin, Suzi Jensen, Randy Kady, Rebecca Swain

Cover Photography: © iStockphoto.com/vnosokin

All Scripture quotations, unless otherwise indicated, are taken from the Holy Bible, New International Version®, NIV®. Copyright © 1973, 1978, 1984 by Biblica, Inc.™ Used by permission of Zondervan. All rights reserved worldwide. www.zondervan.com

ISBN 978-1-4707-5990-2

Printed in the United States of America.



Contents

Introduction 4

The Lessons

Lesson 1: God Creates the World—Genesis 1:1-2:3 5

Lesson 2: God Creates Adam and Eve—Genesis 2:4-22 15

Lesson 3: Adam and Eve Sin—Genesis 3 27

Lesson 4: Cain Kills Abel—Genesis 4:1-16 37

Lesson 5: Noah Builds the Ark—Genesis 6:5-22 47

Lesson 6: God Floods the Earth—Genesis 7-8; 9:8-16 59

Lesson 7: People Build a Tower at Babel—Genesis 11:1-9 71

Lesson 8: Abram Follows God’s Direction—Genesis 12:1-8 83

Lesson 9: Lot and Abram Divide the Land—Genesis 13 93

Lesson 10: God Makes a Covenant With Abram—Genesis 15:1-18 103

Lesson 11: Abraham Has Three Visitors—Genesis 18:1-19:29 113

Lesson 12: Isaac Is Born—Genesis 21:1-6 123

Lesson 13: God Cares for Hagar and Ishmael—Genesis 21:8-21 133



The future of Sunday school + family ministry is NOW.



No doubt about it, the world is changing. Families used to go to church every week. Kids used to have longer attention spans. Teachers used to have more time to prepare. And didn't our budgets used to be bigger?

Even the Sunday school Bible curriculum you used just a couple of years ago is already out of date. But there's one thing that's never changed: the need to grow families closer to Jesus.

That's why we created FaithWeaver NOW®, and it's different from anything you've ever seen before!

It combines Sunday school with family ministry. ■■■■

Sure, you've seen Sunday school aimed at families. But FaithWeaver NOW actually hits the target by having everyone in the family learning about the same Scripture each week.

It's simpler and easier. ■■■■

Sometimes change is a wonderful thing. Gone are the days when you needed to spend hours preparing your lessons and hunting for supplies. FaithWeaver NOW will have you and your team ready to go in a snap.

It's made for NOW. ■■■■

Life is complicated and full of distractions. FaithWeaver NOW keeps faith on track through even the most frenzied lifestyles.

What makes FaithWeaver NOW the perfect curriculum for TODAY's church?

- Families learn the same Bible passage in age-appropriate ways.
- Kids don't just hear the Word. They experience it.
- Simple and easy lessons fit even the busiest lives.
- Kids see God in their everyday world.
- The Scope & Sequence goes through the Bible every three years.
- You can customize it however you like, with both print and digital versions.



Create a vibrant family ministry that's new...that's wow...that's NOW. FaithWeaver NOW gives you a fresh strategy for being more successful than ever in bringing families closer to Jesus.

Thom Schultz Joani Schultz

Thom and Joani Schultz
Chairman and Chief Creative Officer
Group Publishing, Inc.





God Creates the World

Genesis 1:1–2:3


Young elementary school children understand that God made everything. They're also beginning to understand God's role as the creator as it relates to them. They realize they can connect to the God who created them. Use this lesson to continue to emphasize to them that God made all things good and to call their thankful attention to all that God made.



► **Bible Point**
God made the world.


Key Verse
"In the beginning God created the heavens and the earth"
(Genesis 1:1).

Weaving Faith Into Life
Kids will thank God for his creations.

LESSON	WHAT CHILDREN DO	SUPPLIES	EASY PREP
1 Getting Started	From Nothing <i>(about 15 min.)</i> Take turns creating things from "formless" groups.	Bibles Teacher Pack: Bible Timeline 	
2 Bible Exploration	God Made Everything <i>(about 30 min.)</i> Experience the different aspects of Creation described in Genesis 1:1-31.	Bibles, CD player, 1 cotton ball per child, cups of water, several pairs of scissors, tape, My Bible Fun, markers Teacher Pack: CD, space lace	Leave the space lace in light for 10-12 hours before your group meets. Tear out the Lesson 1 pages from each My Bible Fun student book.

Bold text within the lesson is spoken text.



LESSON	WHAT CHILDREN DO	SUPPLIES	EASY PREP
<p>3</p> <p>Weaving Faith Into Life</p>	<p>Good World, Good Rest <i>(about 10 min.)</i> Create actions symbolizing each day of Creation, and then listen to a song, resting as God did in Genesis 2:1-3.</p>	<p>Bibles, CD player, marker Teacher Pack: CD, "God's Creation" poster (from the Big Bible Poster Pack)</p> 	
<p>4</p> <p>Lasting Impressions</p>	<p>Daily Challenges <i>(about 5 min.)</i> Choose a Daily Challenge to apply God's Word.</p>	My Bible Fun	
	<p>Weaving Faith at Home <i>(about 2 min.)</i> Talk about how to share what they learned with their families.</p>	My Bible Fun	Tear out the letter to parents from the back of each My Bible Fun student book.

Bold text within the lesson is spoken text.



From Nothing Supplies

Bibles
Teacher Pack
Bible Timeline

1 GETTING STARTED

From Nothing

What You'll Do ■■■■■■

Welcome kids warmly as they arrive, and ask them how their week went.

Gather everyone together.

Have kids form groups of four or five. Show kids the “Creation” picture on the Bible Timeline. Then say: **Today we’ll hear how ► GOD MADE THE WORLD. The Bible says that before God made the world, everything was empty and formless. “Formless” means that the universe didn’t have any kind of shape. Show me with your body what you think “formless” looks like.** Allow time; then say: **Great try, everyone!**

Let’s play a game. In your group, you’ll take turns being “Creators” forming things out of “nothing.” The Creator will move each person, one at a time, into a place or pose he or she chooses. Use one group to demonstrate an example. Say: **For example, the Creator could create a tree by having one person lie flat on the floor with arms spread out to represent the roots, one person kneel beside the roots with arms straight up to represent the tree trunk, and another person stand behind the trunk with arms in a V to represent the branches.** Check for understanding.

Have each group choose who will be the first Creator. Then say: **Each Creator will only have one minute, so be sure to create quickly. We want everyone to have a turn. Now huddle together in your group to make a blob—everyone except the Creator.** Allow time.

Tell kids to begin, and give them about one minute. Then have each group choose a new Creator and begin the process again. Continue until all kids have a turn as the Creator.

Gather everyone together. Then say: **Sometimes it’s hard to understand how God created everything. We ask ourselves, “How did the world come to be?” But God can do anything!**

Open your Bible to Genesis 1:1, and show it to the kids. Help them find the verse in their own Bibles.

Say: **The Bible tells us how ► GOD MADE THE WORLD.**

Listen while I read the Key Verse from Genesis 1:1: “In the beginning God created the heavens and the earth.”

God started out with an empty, formless nothing, and we only have to look around to





see what wonderful things God made. God showed a lot of creativity when he made the world!

Lead kids in repeating the Key Verse with you.

Talk With Kids ■■■■

Lead kids in this discussion.

Ask:

- What was it like to create something out of nothing?
- What thing made by God seems especially hard to you?
- Why do you think it's important to know that ► GOD MADE THE WORLD?

Say: **Starting with nothing, God made everything. When we look around, we can see how creative our God is. Knowing that ► GOD MADE THE WORLD helps us trust and follow him.**

2 BIBLE EXPLORATION

God Made Everything

What You'll Do ■■■■

Open your Bible to Genesis 1, and show kids the passage. Then help kids find the verses in their own Bibles. Say: **Before ► GOD MADE THE WORLD, there was nothing.** Have kids form a circle and lie on their backs. So that no one will be startled, warn kids that you're going to turn off the lights, and then turn off the lights.

Say: **Close your eyes and picture just black space—picture what nothing looks like.** Pause. **Keep your eyes closed, and picture a black space until I say to open your eyes.** Read Genesis 1:1-3. Have kids open their eyes, and then turn on the lights.

Ask: **Why is it good that God made light—why do we need it?** Allow time. Then read Genesis 1:4-5. Turn the lights off and on once more, naming "night" when the lights are off and "day" when the lights are on.

Have kids close their eyes again. Say: **Picture a blank space, either light or dark. I'll hand you something—as you keep your eyes closed, think about what God made that might be like what you're holding.** Hand each child a cotton ball to hold, and briefly dip each child's other hand in a cup of water. The cotton ball represents a cloud or the sky and the water represents the water on earth. Then read Genesis 1:6-8.

Tell kids to open their eyes. Then turn the lights off and on again. Say: **The Bible says, "And there was evening, and there was morning—the second day."**



God Made Everything Supplies

- Bibles
- CD player
- 1 cotton ball per child
- cups of water
- several pairs of scissors
- tape
- My Bible Fun markers
- Teacher Pack**
- CD: "Ocean Music" (track 3), "Genesis 1:1" (track 2), "First Creatures" (track 4)
- space lace

God Made Everything Easy Prep

Leave the space lace in light for 10-12 hours before your group meets. Tear out the Lesson 1 pages from each My Bible Fun student book.





Have kids sit in a circle, facing inward. Then read aloud Genesis 1:9-10. Say: **To celebrate that God made the land and the seas, let's do the "wave."**

Play "Ocean Music" (track 3 on the CD). Have kids stand up, hold hands, and bend at the waist. As the waves on the CD rise and fall, have kids do the wave. Have kids sit down again when the "Ocean Music" segment is over.

Read aloud Genesis 1:11-13. Have kids pair off. Then say: **Think of your favorite fruit or vegetable—keep it a secret. When I say "go," one of you will describe how it tastes and feels in your mouth while your partner guesses what the fruit or vegetable is. Choose who'll start.** Pause. **Go!** Give kids about a minute each to describe their food while the partners guess. Then say: **God made all the fruits and vegetables and everything that grows on land and under water! Let's see what God made next.**

Read aloud Genesis 1:14-19. Cut up the space lace and divide it among your kids. Have the kids find partners to help them tie the space lace around their fingers or tape small pieces to their shirts. They could also tape the lace to a sleeve or pant leg. Turn off the lights, and play "Genesis 1:1" (track 2 on the CD) so kids can move in place or wave their arms, making the space lace "twinkle" like stars.

Gather kids together again, and collect the pieces of space lace to use in a later lesson. Then read aloud Genesis 1:20-23. Let kids make their own bird noises.

Read aloud Genesis 1:24-25. Then say: **I have some fun questions for you to guess the answers to.** Give kids their Lesson 1 My Bible Fun pages, and read the questions to kids. Tell them the possible answers are pictured on the pages. Let kids guess, and then give them the correct answers (upside down at the bottom of the page).

Say: **Let's act like some of the animals we just talked about.** Play the "First Creatures" segment (track 4 on the CD), and encourage kids to pretend to be animals as it plays.

Direct kids to the "Create-a-Creature" section on their My Bible Fun pages. Say: **Let's create our own silly creatures.** Have kids cut out the bird bodies, beaks, wings, eyes, arms, and legs and tape together the body parts to create their own silly creatures. As kids finish, help them fill in their names on their creatures' bodies.

Say: **Day six was a big day! God made not only animals, but also people!** Read aloud Genesis 1:26-31. Then say: **God made you! Point to your different body parts as I name them. God made your face.** Pause. **God made the hair on your head.** Pause. **God made your toes.** Pause. **God made your hands.** Pause. Continue with a few more examples. Then have kids sit if they aren't already.

Talk With Kids

Lead kids in this discussion.

Ask:

- **What do all the things God made tell you about God?**
- **What do you think it means to be made in God's image?**



- What does it mean to you that God called everything he made good—and then after people were made, he said his creation was *very good*?

Say: **God started out with an empty, formless nothing. But ► GOD MADE THE WORLD and made everything in it. When we look around at everything God created, we can tell that God is very smart and very creative. Now let’s see what God did when he was finished making everything.**



3 WEAVING FAITH
INTO LIFE

Good World, Good Rest

What You’ll Do ■■■■■■

Open your Bible to Genesis 2:1-3, and show kids the passage. Then help kids find the verses in their own Bibles. Read aloud the verses.

Show the “God’s Creation” poster.

Say: **Let’s play a game to help us remember how the world came to be. Remember, God made light and dark out of nothing.** Ask kids to think of an action that symbolizes that day of Creation. For example, kids could cover their eyes and then uncover them to symbolize God’s creation of day and night. Write a number “1” at the top center of the “God’s Creation” poster to show God made day and night on the first day. (This will help kids remember the order as they continue repeating the motions.)

Have the kids take turns telling things they’re thankful for that have to do with day or night.

Say: **Then God made the sky.** Have kids come up with an action for the sky and then do the actions for days 1 and 2 together. Write a number “2” on the clouds on the “God’s Creation” poster to show God made the sky on day 2.

Have the kids take turns telling things they’re thankful for that have to do with the sky.

Say: **On the third day, God separated the waters and land and he made plants grow on the land.** Have kids come up with an action and then do the actions for days 1, 2, and 3 together. Write a “3” on the land on the poster to show what God made on day 3.

Have the kids take turns telling things they’re thankful for that have to do with land or water.

Say: **On the fourth day, God made the stars, sun, and moon.** Have kids invent an action and then do the actions for days 1, 2, 3, and 4 together. Write a “4” on the sun on the poster to show what God made on day 4.

Good World, Good Rest Supplies

- Bibles
- CD player
- marker
- Teacher Pack**
- CD: “The Spirit Gives Me Life” (Romans 8:10b) (track 5)
- “God’s Creation” poster (from the Big Bible Poster Pack)





Have the kids take turns telling things they're thankful for that have to do with the stars, sun, and moon.

Say: **On the fifth day, God made the birds and fish.** Have kids come up with an action and then do the actions for days 1, 2, 3, 4, and 5 together. Write a "5" on a sea creature on the poster to show what God made on day 5.

Have the kids take turns telling things they're thankful for that have to do with birds or fish.

Say: **On the sixth day, God made animals and people.** Have kids invent an action and then do the actions for all six days together. Write a "6" on Adam on the poster to show what God made on day 6.

Have the kids take turns telling things they're thankful for that have to do with animals or people.

At the end of the review, have kids shout, "It's good!" and then fall in heaps on the floor. Then say: **God rested on the seventh day.** Have kids lie still, and then pray: **Dear God, thank you so much for making everything. You made such a wonderful world for us to enjoy. In Jesus' name, amen.**

Say: **Let's rest for a moment, like God did after he did all that work.** Have kids continue to lie still as you play "The Spirit Gives Me Life" (Romans 8:10b) (track 5 on the CD).

When the song is over, have kids sit in a circle.

Talk With Kids ■■■■

Lead kids in this discussion.

Ask:

- **What was it like to remember and do all those actions?**
- **What was it like to rest?**
- **Why do you think God rested for a day after he made everything?**
- **When are good times for you to rest?**

Say: ► **GOD MADE THE WORLD—he worked for six days to create everything. Then on the seventh day, he rested. God wants us to be hard workers, too, but his example shows us to take time to rest after we've worked hard at something.** Have kids demonstrate the six motions again to show how ► **GOD MADE THE WORLD.**





4 LASTING IMPRESSIONS

Daily Challenges

What You'll Do ■■■■■■

Say: **Let's think about how ► GOD MADE THE WORLD.**

Have kids find this week's Daily Challenges in their My Bible Fun pages and choose one to do this week. They can choose one or more of these three options:

- **God created every single person! Pray and thank God for each one of your family members.**
- **Show a friend or neighbor the motions we invented as you explain how ► GOD MADE THE WORLD.**
- **Create something—maybe an art or craft project—or help a parent make a special meal. Think about what you had to do to create the item, and then thank God for creating the world.**

Make sure you choose a Daily Challenge as well, and tell kids what you chose. Kids will be more inclined to follow through on their commitments when they see you doing the same.

Talk With Kids ■■■■

Ask:

- **What's a practical way you're going to do your Daily Challenge? Share a time, a place, or other ideas.** Allow time.

Say: **Today we learned that ► GOD MADE THE WORLD. When we look around at all the things God made, it reminds us how big and wonderful God is! This week, let's help others know that ► GOD MADE THE WORLD by doing our Daily Challenges.**

Weaving Faith at Home

Send the letter to parents home with your kids or give it to parents when they pick up their children. This is a great way to show families they're important to your church and to support their role as spiritual leaders to their children. Encourage kids to talk with their parents about the Daily Challenges they chose and what they learned about how God made the world. Kids can also do the activities in the "HomeConnect" section of their My Bible Fun pages with their families.

Talk to your Director about emailing the FREE FamilyConnect to all your church's families. Available at group.com/digital.

Take a couple of minutes to pray with your kids, thanking God for making the world and for creating every person, and asking God to help us talk about God's creation with others.



Daily Challenges Supplies

My Bible Fun

Weaving Faith at Home Supplies

My Bible Fun

Weaving Faith at Home Easy Prep

Tear out the letter to parents from the back of each My Bible Fun student book.





Lyrics

The Spirit Gives Me Life (Romans 8:10b)

God is with me wherever I go.
 Christ is in me, and I know that I know
 'Cause he gave his life;
 He lived and died.

And now the Spirit gives me life,
 It gives me life, it gives me life
 Because I have been made right,
 I've been made right with God.

The Spirit gives me life,
 It gives me life, it gives me life
 Because I have been made right,
 I've been made right with God.
 Yeah, the Spirit gives me life.

(Repeat from the beginning.)

**The Spirit gives me life.
 The Spirit gives me life.**

"The Spirit Gives Me Life" (Romans 8:10b) by Jay Stocker. © 2007 Group Publishing, Inc. All rights reserved.



FaithWeaver NOW is for today's Sunday school teachers. It's developed by real Sunday school teachers, examined by real ministry leaders, and tested and approved by thousands of churches so you get great lessons that work with today's families.

This quarter you'll explore these Bible passages:


	BIBLE CONTENT/SCRIPTURE	KEY VERSE	BIBLE POINT
WEEK 1	God Creates the World (Genesis 1:1-2:3)	"In the beginning God created the heavens and the earth" (Genesis 1:1).	God made the world.
WEEK 2	God Creates Adam and Eve (Genesis 2:4-22)	"I praise you because I am fearfully and wonderfully made" (Psalm 139:14).	God made us.
WEEK 3	Adam and Eve Sin (Genesis 3)	"For all have sinned and fall short of the glory of God" (Romans 3:23).	God doesn't want us to sin.
WEEK 4	Cain Kills Abel (Genesis 4:1-16)	"Be devoted to one another in brotherly love" (Romans 12:10).	God wants us to love our families.
WEEK 5	Noah Builds the Ark (Genesis 6:5-22)	"We must obey God rather than men!" (Acts 5:29).	God wants us to obey.
WEEK 6	God Floods the Earth (Genesis 7-8; 9:8-16)	"The Lord is faithful to all his promises and loving toward all he has made" (Psalm 145:13).	We can count on God's promises.
WEEK 7	People Build a Tower at Babel (Genesis 11:1-9)	Love God with your whole heart (adapted from Deuteronomy 6:5).	We put God first.
WEEK 8	Abram Follows God's Direction (Genesis 12:1-8)	"Trust in the Lord with all your heart" (Proverbs 3:5-6).	We can always trust God.
WEEK 9	Lot and Abram Divide the Land (Genesis 13)	"Do to others as you would have them do to you" (Luke 6:31).	God wants us to put others first.
WEEK 10	God Makes a Covenant With Abram (Genesis 15:1-18)	"'For I know the plans I have for you,' declares the Lord, 'plans to give you hope and a future'" (Jeremiah 29:11).	God has good plans for us.
WEEK 11	Abraham Has Three Visitors (Genesis 18:1-19:29)	"For nothing is impossible with God" (Luke 1:37).	God does amazing things.
WEEK 12	Isaac Is Born (Genesis 21:1-6)	"Rejoice in the Lord always. I will say it again: Rejoice!" (Philippians 4:4).	Thank God for his gifts.
WEEK 13	God Cares for Hagar and Ishmael (Genesis 21:8-21)	"Ask and God will hear you" (adapted from Luke 11:9).	God always hears us when we pray.

PLUS...

Access all these **FREE FaithWeaver NOW digital resources** at group.com/digital:

- **FREE digital copies of Teacher Guides** in Word and PDF format so you can easily customize any lesson to your ministry. Sharing lessons with busy volunteers couldn't be easier! *Look inside the teacher pack for activation code.*
- **A FREE downloadable Director Manual** to help you structure your program for maximum effectiveness.
- **FREE weekly FamilyConnect pages** you can print out or email to parents to help families grow together in faith throughout the week.

Don't forget...



***Get a colorful, age-appropriate student book for every child! Each week, you'll get...**

- Engaging activities that bring the Bible to life for every child
- Easy faith conversation-starters for kids to take home
- Meaningful at-home activities for families to dig into Scripture

***You'll need one per child. Sold separately.**



THIS IS A SAMPLE
The number of pages is limited.

Purchase the item for the complete version.

