



# FAITHWEAVER

Weaving faith into today's families **NOW**<sup>®</sup>

**SPRING  
SUNDAY SCHOOL**

**GRADES 1&2  
TEACHER GUIDE**

Group

# FAITHWEAVER

Weaving faith into today's families **NOW**<sup>®</sup>



**SPRING  
SUNDAY SCHOOL**

**GRADES 1 & 2  
TEACHER GUIDE**



**YOUR ACTIVATION CODE IS NOW LOCATED INSIDE THE TEACHER PACK!**

## Group resources really work!

This Group resource incorporates our R.E.A.L. approach to ministry. It reinforces a growing friendship with Jesus, encourages long-term learning, and results in life transformation, because it's



### Relational

Learner-to-learner interaction enhances learning and builds Christian friendships.

### Experiential

What learners experience through discussion and action sticks with them up to 9 times longer than what they simply hear or read.

### Applicable

The aim of Christian education is to equip learners to be both hearers and doers of God's Word.

### Learner-based

Learners understand and retain more when the learning process takes into consideration how they learn best.

## Group

[group.com/sunday-school](http://group.com/sunday-school)

### We know you care about kids...

We do, too!

That's why we attempt to ensure that all crafts, toys, and gizmos meet or exceed national safety standards—and are produced by manufacturers that don't use child labor or abuse their labor force. You can order Group resources knowing that in addition to caring for *your* kids, you're also caring for children elsewhere.

### Let's keep kids safe!

We strive to provide products that are mechanically reliable and hold together during normal, intended usage. Items are also checked for flammability, and both paint and surface coatings are checked for heavy metals—including lead.

You can help your children stay safe by seeing that toys and gizmos are used as designed, for the purposes designed, and that any broken pieces are disposed of promptly and properly. We value your feedback. If you become aware of a problem affecting the safety of any of our products, please inform us immediately.

### FaithWeaver NOW® Bible Curriculum, Grades 1 & 2, Spring

Copyright © 2002 and 2015 Group Publishing, Inc.

All rights reserved. No part of this book may be reproduced in any manner whatsoever without prior written permission from the publisher, except where noted in the text and in the case of brief quotations embodied in critical articles and reviews. For information, visit [group.com/permissions](http://group.com/permissions).



When you see the OK TO COPY icon, this means permission to photocopy the page from FaithWeaver NOW® Bible Curriculum for Grades 1 & 2, Spring, is granted for local church use. Copyright © Group Publishing, Inc. [group.com](http://group.com)

Visit our website: [group.com/sunday-school](http://group.com/sunday-school)


### Credits

Contributing Authors: Sharon Carey, Debbie Gowensmith, Jim Kochenburger, Gina Leuthauser, Kelly Martin, Donna Simcoe  
Editors: Erica L. Feucht, Scott Firestone IV, Jennifer Hooks, Stephanie Martin, Jessica Sausto, Ali Thompson, Christine Yount Jones  
Copy Editors: Lyndsay Gerwing, Deborah Helmers, Becky Helzer, Andrea Zimmerman  
Chief Creative Officer: Joani Schultz  
Cover Design and Art Direction: Jeff Spencer  
Interior Design Team: Jared Bigham, Jeff Brunacci, Kate Elvin, Suzi Jensen, Randy Kady, Rebecca Swain  
Illustrators: Alan Flinn, Jan Knudson  
Cover Photography: © iStockphoto.com/vnosokin

All Scripture quotations, unless otherwise indicated, are taken from the Holy Bible, New International Version®, NIV®. Copyright © 1973, 1978, 1984 by Biblica, Inc.™ Used by permission of Zondervan. All rights reserved worldwide. [www.zondervan.com](http://www.zondervan.com)

ISBN 978-z1-4707-6292-6

Printed in the United States of America.



# Contents

**Introduction..... 4**

## **The Lessons**

.....

**Lesson 1: Jesus Teaches About Commitment—Mark 8:31-38 ..... 5**

**Lesson 2: Jesus Clears Merchants From the Temple—John 2:13-22 ..... 15**

**Lesson 3: Jesus Explains Why God Sent Him—John 3:12-21 ..... 25**

**Lesson 4: Jesus Notices a Widow’s Giving—Mark 12:41-44 ..... 35**

**\* Lesson 5: People Rejoice as Jesus Enters Jerusalem—Mark 11:1-11 ..... 43**

**\* Lesson 6: Jesus Is Alive!—Mark 16:1-8 ..... 55**

**Lesson 7: Jesus Appears to His Disciples—John 20:19-31 ..... 65**

**Lesson 8: Paul Teaches About Spiritual Gifts—1 Corinthians 12:4-27 ..... 75**

**Lesson 9: Peter Tells the Sanhedrin About Jesus—Acts 4:5-14 ..... 85**

**Lesson 10: Philip Tells the Ethiopian About Jesus—Acts 8:26-40 ..... 95**

**Lesson 11: Peter Visits Cornelius—Acts 10:1-44 ..... 105**

**Lesson 12: Barnabas Encourages Christians in Antioch—Acts 11:19-26 ..... 117**

**Lesson 13: Jesus Sends Power From God—Acts 2:1-21 ..... 127**

\* We recommend starting the quarter so that Lessons 5 and 6 align with the dates of Palm Sunday and Easter Sunday. Visit the Digital Download Center for a suggested schedule.



# The future of Sunday school + family ministry is NOW.



No doubt about it, the world is changing. Families used to go to church every week. Kids used to have longer attention spans. Teachers used to have more time to prepare. And didn't our budgets used to be bigger?

Even the Sunday school Bible curriculum you used just a couple of years ago is already out of date. But there's one thing that's never changed: the need to grow families closer to Jesus.

That's why we created FaithWeaver NOW®, and it's different from anything you've ever seen before!

## **It combines Sunday school with family ministry.** ■■■■

Sure, you've seen Sunday school aimed at families. But FaithWeaver NOW actually hits the target by having everyone in the family learning about the same Scripture each week.

## **It's simpler and easier.** ■■■■

Sometimes change is a wonderful thing. Gone are the days when you needed to spend hours preparing your lessons and hunting for supplies. FaithWeaver NOW will have you and your team ready to go in a snap.

## **It's made for NOW.** ■■■■

Life is complicated and full of distractions. FaithWeaver NOW keeps faith on track through even the most frenzied lifestyles.

## **What makes FaithWeaver NOW the perfect curriculum for TODAY's church?**

- Families learn the same Bible passage in age-appropriate ways.
- Kids don't just hear the Word. They experience it.
- Simple and easy lessons fit even the busiest lives.
- Kids see God in their everyday world.
- The Scope & Sequence goes through the Bible every three years.
- You can customize it however you like, with both print and digital versions.




Create a vibrant family ministry that's new...that's wow...that's NOW. FaithWeaver NOW gives you a fresh strategy for being more successful than ever in bringing families closer to Jesus.

*Thom Schultz Joani Schultz*

Thom and Joani Schultz  
Chairman and Chief Creative Officer  
Group Publishing, Inc.





# Jesus Teaches About Commitment

Mark 8:31-38


First- and second-graders can decipher between those who mean them harm and those who love and care for them. As they learn that Jesus loves and cares for them above all else, they can be led to follow Jesus with abandonment. Use this lesson to help kids understand what it means to follow Jesus with their words and actions.



► **Bible Point**  
Commit to follow Jesus.

**Key Verse**  
“I am not ashamed of the gospel”  
(Romans 1:16).


**Weaving Faith Into Life**  
Kids will follow Jesus.

LESSON	WHAT CHILDREN DO	SUPPLIES	EASY PREP
<b>1</b> Getting Started	<b>The Human Tunnel</b> <i>(about 10 min.)</i> Follow one another through a tunnel.		
<b>2</b> Bible Exploration	<b>Proud Followers</b> <i>(about 10 min.)</i> Learn the Key Verse, and role-play being ashamed of someone.	Bible	
	<b>Deny Yourself</b> <i>(about 20 min.)</i> Play a game, and look at real-life situations of kids doing nice things.	Bible, My Bible Fun, pens, markers, scrap paper <b>Teacher Pack:</b> “People Follow Jesus” poster (from the Big Bible Poster pack) 	Tear out the Lesson 1 pages from each My Bible Fun student book.
	<b>Praise Parade</b> <i>(about 10 min.)</i> Celebrate being followers of Jesus.	CD player <b>Teacher Pack:</b> CD	

*Bold text within the lesson is spoken text.*





LESSON	WHAT CHILDREN DO	SUPPLIES	EASY PREP
<p><b>3</b> Weaving Faith Into Life</p>	<p><b>The Jesus Club</b> <i>(about 10 min.)</i> Make badges.</p>	<p>My Bible Fun, tape, scissors, markers, masking tape, 1 safety pin per child <b>Teacher Pack:</b> "Punch-Out Crosses" page</p> 	<p>Punch out the crosses.</p>
<p><b>4</b> Lasting Impressions</p>	<p><b>Daily Challenges</b> <i>(about 5 min.)</i> Choose a Daily Challenge to apply God's Word.</p>	<p>My Bible Fun</p>	
	<p><b>Weaving Faith at Home</b> <i>(about 2 min.)</i> Talk about how to share what they learned with their families.</p>	<p>My Bible Fun</p>	<p>Tear out the letter to parents from the back of each My Bible Fun student book.</p>

*Bold text within the lesson is spoken text.*









## 1 GETTING STARTED

### The Human Tunnel

#### What You'll Do ■■■■■■

Welcome kids warmly as they arrive, and ask them how their week went.

Gather everyone together. Say: **Let's begin with a fun game called the Human Tunnel. Everyone line up.** Help kids get in a single file line, standing with legs wide enough apart for other children to crawl underneath.

Say: **When I say "go," the last person in line will get on his or her hands and knees and crawl through the tunnel to the front of the line. Then he or she will stand at the front of the line and become part of the tunnel again.** Check for understanding. Have a child demonstrate if necessary. Then say: **Here's the catch: As soon as you become the last person in line, drop to your hands and knees and begin crawling through the tunnel, too.** Check for understanding and then say: **Go!** Have kids continue the game until each child crawls through the tunnel.

#### Talk With Kids ■■■■

Lead children in this discussion.

Ask:

- Explain what was easy or hard about following the person in front of you in this game.
- Tell about some people you follow in life.
- What makes you decide whether to follow someone?

Say: For some of you, it might've been hard to keep up with the person you were following. And for some, you might've wanted to move more quickly than that person. Today we'll learn that when we follow Jesus, he'll always take us in the right direction, at the right speed. We'll learn what it means to ► **COMMIT TO FOLLOW JESUS** with our words and our actions.

## 2 BIBLE EXPLORATION

### Proud Followers

#### What You'll Do ■■■■■■


Open your Bible to Romans 1:16, and show kids the passage. Say: **Our Key Verse** today

Proud Followers  
Supplies

Bible

Spring Quarter

Lesson 1 ■ Grades 1 & 2



reminds us to be proud of God’s message. Listen while I read it: “I am not ashamed of the gospel” (Romans 1:16). Have kids repeat the Key Verse with you several times.

Say: **The gospel is the good news that Jesus forgives us when we believe in him. So our Key Verse says we can be happy when Jesus is our friend, not ashamed.**

Say: **Ashamed can be a tricky word, too. Let’s see if we can get an idea of what *ashamed* means.** Put kids in pairs. Number one child in each pair “1” and the other “2.”

Say: **You and your partner are good friends. Let’s say you see your good friend talking with a group of kids.** Have all the 1s gather in a group together and pretend to talk to each other. Have the 2s disperse away from the group of 1s.

Say: **You might wave to your friend and join the group.** Have the 2s wave to their partners.

Say: **But when you join your friend, he or she ignores you.** Have the 2s approach the 1s as the 1s turn away from their partners. Direct the 1s to keep their backs to 2s, cross their arms, and put their noses in the air. Direct 2s to try to talk to their partners as 1s continue to ignore them.

Say: **When you see your good friend, it’s natural to expect him or her to be happy to see you, too. In this experience, the 1s showed what it might be like if they were ashamed to be friends with someone.**

Say: **Let’s give 1s the chance to see what it might be like to be a 2 in this experience.** Have kids switch roles and repeat the same process.

Say: **Our Key Verse reminds us not to be ashamed to be friends with Jesus. Let’s say our Key Verse together.** Lead kids in saying the verse: “I am not ashamed of the gospel” (Romans 1:16). Have kids repeat the Key Verse with you several times.

### Talk With Kids

Lead children in this discussion.

Ask:

- What was it like when your partner acted ashamed of you?
- Why do you want to show Jesus you’re friends with him?
- What can you do this week to show Jesus you’re glad to be his friend?

Say: **In our experience, it didn’t feel good to have our friends turning their backs to us. Like that, Jesus doesn’t want us to turn our backs to him. Our Key Verse reminds us to be glad to be friends with Jesus. And when we ► COMMIT TO FOLLOW JESUS by being a friend to him, we show him that we’re not ashamed of the gospel.**





## Deny Yourself Supplies

Bible  
My Bible Fun pens  
markers  
scrap paper  
**Teacher Pack**  
“People Follow Jesus” poster (from the Big Bible Poster Pack)

## Deny Yourself Easy Prep

Tear out the Lesson 1 pages from each My Bible Fun student book.

# Deny Yourself

## What You'll Do

Say: Today we're learning what it means to ► **COMMIT TO FOLLOW JESUS**. In the Bible, Jesus tells his friends that following him is different from what people sometimes think.

Say: **Let's play a game to get a picture of what that means.** Have kids line up, with their backs against one wall of your room. Point to the wall opposite where they're standing, and say: **The object of the game is for you to get to the other wall, but here's the catch: You can only move forward by stepping on scraps of paper I set on the floor. You can move in any direction, as long as you're only stepping on the scraps of paper. Ready?** Check for understanding, and then randomly place single scraps of paper in front of the children. You can put a few in front of one child, or you can put one in front of each child before moving back to the first child to place another line. You can also put one scrap in front of two children and let them decide who goes first. The important thing is that you vary how you place the papers throughout the game so that children are moving at different paces and possibly in different directions. Continue until all the children reach the opposite wall.

After the game, have the children sit in a group.

Ask:

- **What was it like to try to finish the game?** Allow time.

Say: **Let's read from the Bible so we can make a connection from our game to following Jesus.** Open your Bible to Mark 8:31-38, and show it to kids. Say: **In the first few verses, Jesus explained some of the things that would happen to him in the future. Since he's God, he already knew he'd be hung on a cross and killed, then come back to life three days later. But his friends didn't know any of this. And Jesus' friend Peter didn't want Jesus to be hurt or killed, so he told Jesus to stop talking. Peter didn't understand God's plan.**


Say: **In our game, I knew how you'd get to the other wall, but you didn't. What are some ways our game was like or unlike Jesus' conversation with his friends?** Allow time.

Say: **Like in our game, Jesus' friends didn't understand what was going to happen or why it would happen, but Jesus knew it was the perfect plan that would turn out right.**

Show the “People Follow Jesus” poster. Then say: **After Jesus told about God's plan, he explained what it means to follow him.** Read Mark 8:34-35.

Distribute the Lesson 1 My Bible Fun pages to kids, and point out the “Deny Yourself” activity. Say: **Look at the first picture of the boy. He turned off the TV so he can take out the trash for his mom. He might really rather watch TV, but he gave up what he wanted so he could help his mom. When he gave up watching TV, he was denying himself—kind of like what Jesus was telling the people to do in the Bible. Write or draw something at home that you can give up to help your parents.** Allow time.





Let a few kids show the pictures they drew, and then say: **When we give something up to do what we know God wants us to do, that's how we take up our crosses.**

Point out the second picture on the My Bible Fun pages. Say: **This girl's sharing her lunch with a friend who didn't bring any food to school. She might really rather eat all the food she brought, but she's willing to give up what she wants so she can help her friend. When she gave up part of her lunch, she was denying herself. Write or draw a way you can give up something to help a friend.** Allow time. If kids seem stumped, suggest that kids share toys, help friends with schoolwork instead of playing at recess, or invite a friend to join a game. Then let a few kids show the pictures they drew.

### Talk With Kids ■■■■

Lead kids in this discussion.

Ask:

- **Based on our game and the pictures, what do you think it means to follow Jesus?**
- **What can you do this week to show Jesus you want to follow him?**

Say: **In our game, you knew how to get to the other wall, but you didn't have complete control over when or where you would step. Like that, Jesus' friends didn't know exactly what was going to happen next, but Jesus helped them know what it means to ► COMMIT TO FOLLOW JESUS. We, too, can follow Jesus by paying attention to him and by denying ourselves like the kids in the pictures did.**

## Praise Parade

### What You'll Do ■■■■

Have kids form two groups, and have groups stand shoulder to shoulder, facing each other as if they're waiting for a parade to pass between them.

Say: **Sometimes people celebrate good things by having a parade. Since we're learning about following Jesus, let's celebrate by having a Praise Parade!**

Play "Sing Unto the Lord" (track 3 on the CD). Let each child walk between the two groups, acting out a way he or she can follow Jesus. For example, the child may pretend to be reading a Bible, praying, or helping someone down the street. Every time the song says "God is great," have all the kids jump into the air with their arms raised.

After the parade, gather kids in a circle.

### Talk With Kids ■■■■

Lead children in this discussion.

Ask:

- **What did you like about celebrating Jesus in the parade?**
- **What about Jesus is worth celebrating?**



### Praise Parade Supplies

.....  
CD player

**Teacher Pack**

CD: "Sing Unto the Lord" (track 3)





### The Jesus Club Supplies

My Bible Fun  
tape  
scissors  
markers  
masking tape  
1 safety pin per child

**Teacher Pack**  
“Punch-Out Crosses”  
page

### The Jesus Club Easy Prep

Punch out the crosses.

- Why might those things make you want to follow Jesus?

Say: It's great to celebrate following Jesus. When we think of how he died on the cross for us, we can ► **COMMIT TO FOLLOW JESUS** by taking up our crosses, too. We know he's worth celebrating and worth following because we know his way is best for us. This week, let's remember we're proud to follow Jesus.

## 3 WEAVING FAITH INTO LIFE

### The Jesus Club

#### What You'll Do ■■■■■■

Say: We read in the Bible today about what it means to ► **COMMIT TO FOLLOW JESUS**. When we believe in him and follow him, it's like we're part of his club. Jesus wants everyone to be proud of him—he wants everyone to be in his club! Sometimes when people join a club, they wear badges to show that they're club members. Let's make badges now to show that we're proud to follow Jesus and to be part of the Jesus Club!

Give each child a Lesson 1 My Bible Fun. Set out scissors, tape, and markers. Have kids cut out their badges. Then give each child a punch-out cross, and let kids write their names on the crosses. Next, show kids how to tape the crosses in the center of their badges. Then let kids decorate their badges however they please. Finally, help kids each use masking tape to tape a safety pin to the back of the badge. Help kids pin the badges to their clothing.

#### Talk With Kids ■■■■


Lead children in this discussion.

Ask:

- What things do you like about being in Jesus' club?
- What are some ways you show you're part of Jesus' club?

Say: Jesus wants everyone to be a part of his club. He wants everyone to follow him because he's God and he knows everything about the past, the present, and the future, like we read in the Bible today. When we ► **COMMIT TO FOLLOW JESUS**, we make a decision to trust him because we know his way is best.





# 4 LASTING IMPRESSIONS

## Daily Challenges

### What You'll Do ■■■■■■

Say: **Let's think about how we ► COMMIT TO FOLLOW JESUS.**

Have kids find this week's Daily Challenges in their My Bible Fun pages and choose one to do this week. They can choose one or more of these three options:

- **Lead your family in a prayer, asking God to help you follow Jesus, and then make the Jesus Club badges together.**
- **Tell a friend at school what it means to follow Jesus.**
- **Follow through on doing one of the things you drew on your My Bible Fun page.**

Make sure you choose a Daily Challenge as well, and tell kids what you chose. Kids will be more inclined to follow through on their commitments when they see you doing the same.

### Talk With Kids ■■■■

Lead children in this discussion.

Ask:

- **What's a practical way you're going to do your Daily Challenge? Include a time, a place, and other ideas.**

Say: **Jesus helped his friends and all the people around understand what it means to follow him. This week, let's ► COMMIT TO FOLLOW JESUS. We can even show that we're committed to following Jesus by doing our Daily Challenges.**

## Weaving Faith at Home

Send the letter to parents home with your kids or give it to parents when they pick up their children. This is a great way to show families they're important to your church and to support their role as spiritual leaders to their children.

Encourage kids to talk with their parents about the Daily Challenges they chose and what they learned about how we commit to follow Jesus. Kids can also do the activities in the "HomeConnect" section of their My Bible Fun pages with their families.

Talk to your Director about emailing the FREE FamilyConnect to all your church's families. Available at [group.com/digital](http://group.com/digital).

Take a couple of minutes to pray with your kids, thanking God that he sent Jesus to die on a cross so we can be forgiven. Also, ask God to help you all commit to follow Jesus this week. Pray: **God, we want to follow Jesus. Help us deny ourselves this week. Thank you that we can trust you and we know your way is always best. In Jesus' name, amen.**



### Daily Challenges Supplies

.....  
My Bible Fun

### Weaving Faith at Home Supplies

.....  
My Bible Fun

### Weaving Faith at Home Easy Prep

.....  
Tear out the letter to parents from the back of each My Bible Fun student book.



**Lyrics** ■■■■**Sing Unto the Lord**

Sing unto the Lord a new song.  
Sing unto the Lord all the earth.  
Sing unto the Lord a new song.  
Sing unto the Lord all the earth.  
*(Repeat.)*

*(Chorus)*  
For God is great  
And greatly to be praised.  
God is great  
And greatly to be praised.

Sing unto the Lord a new song.  
Sing unto the Lord all the earth.  
Sing unto the Lord a new song.  
Sing unto the Lord all the earth.  
*(Repeat.)*

Sing unto the Lord all the earth.  
Sing unto the Lord all the earth.

**OK**  
TO COPY



FaithWeaver NOW is for today's Sunday school teachers. It's developed by real Sunday school teachers, examined by real ministry leaders, and tested and approved by thousands of churches so you get great lessons that work with today's families.

*This quarter you'll explore these Bible passages:*

	BIBLE CONTENT/SCRIPTURE	KEY VERSE	BIBLE POINT
WEEK 1	Jesus Teaches About Commitment (Mark 8:31-38)	"I am not ashamed of the gospel, because it is the power of God for the salvation of everyone who believes: first for the Jew, then for the Gentile" (Romans 1:16).	Commit to follow Jesus.
WEEK 2	Jesus Clears Merchants From the Temple (John 2:13-22)	"Come, let us bow down in worship, let us kneel before the Lord our Maker" (Psalm 95:6).	God wants sincere worship.
WEEK 3	Jesus Explains Why God Sent Him (John 3:12-21)	"For God so loved the world that he gave his one and only Son, that whoever believes in him shall not perish but have eternal life" (John 3:16).	Jesus came to save us.
WEEK 4	Jesus Notices a Widow's Giving (Mark 12:41-44)	"Each man should give what he has decided in his heart to give, not reluctantly or under compulsion, for God loves a cheerful giver" (2 Corinthians 9:7).	Give cheerfully to God.
* WEEK 5	People Rejoice as Jesus Enters Jerusalem (Mark 11:1-11)	"That at the name of Jesus every knee should bow, in heaven and on earth and under the earth, and every tongue confess that Jesus Christ is Lord, to the glory of God the Father" (Philippians 2:10-11).	Jesus is our king.
* WEEK 6	Jesus Is Alive! (Mark 16:1-8)	"Jesus said to her, 'I am the resurrection and the life. He who believes in me will live, even though he dies'" (John 11:25).	Jesus is alive.
WEEK 7	Jesus Appears to His Disciples (John 20:19-31)	"Now faith is being sure of what we hope for and certain of what we do not see" (Hebrews 11:1).	Believe in Jesus.
WEEK 8	Paul Teaches About Spiritual Gifts (1 Corinthians 12:4-27)	"For we are God's workmanship, created in Christ Jesus to do good works, which God prepared in advance for us to do" (Ephesians 2:10).	God gives us gifts to serve him.
WEEK 9	Peter Tells the Sanhedrin About Jesus (Acts 4:5-14)	"Have I not commanded you? Be strong and courageous. Do not be terrified; do not be discouraged, for the Lord your God will be with you wherever you go" (Joshua 1:9).	Trusting God makes us brave.
WEEK 10	Philip Tells the Ethiopian About Jesus (Acts 8:26-40)	"Trust in the Lord with all your heart and lean not on your own understanding; in all your ways acknowledge him, and he will make your paths straight" (Proverbs 3:5-6).	Follow where God leads.
WEEK 11	Peter Visits Cornelius (Acts 10:1-44)	"Therefore go and make disciples of all nations, baptizing them in the name of the Father and of the Son and of the Holy Spirit, and teaching them to obey everything I have commanded you. And surely I am with you always, to the very end of the age" (Matthew 28:19-20).	Tell everyone about Jesus.
WEEK 12	Barnabas Encourages Christians in Antioch (Acts 11:19-26)	"But encourage one another daily, as long as it is called Today, so that none of you may be hardened by sin's deceitfulness" (Hebrews 3:13).	Encourage each other to believe in Jesus.
WEEK 13	Jesus Sends Power From God (Acts 2:1-21)	"But the Counselor, the Holy Spirit, whom the Father will send in my name, will teach you all things and will remind you of everything I have said to you" (John 14:26).	God gives us the Holy Spirit.


\* We recommend starting the quarter so that Lessons 5 and 6 align with the dates of Palm Sunday and Easter Sunday. Visit the Digital Download Center for a suggested schedule.

### PLUS...

**Access all these FREE FaithWeaver NOW digital resources at [group.com/digital](http://group.com/digital):**

- **FREE digital copies of Teacher Guides** in Word and PDF format so you can easily customize any lesson to your ministry. Sharing lessons with busy volunteers couldn't be easier! *See inside for activation code.*
- **A FREE downloadable Director Manual** to help you structure your program for maximum effectiveness.
- **FREE weekly FamilyConnect pages** you can print out or email to parents to help families grow together in faith throughout the week.

### Don't forget...



**\*Get a colorful, age-appropriate student book for every child! Each week, you'll get...**

- Engaging activities that bring the Bible to life for every child
- Easy faith conversation-starters for kids to take home
- Meaningful at-home activities for families to dig into Scripture

**\*You'll need one per child. Sold separately.**





**THIS IS A SAMPLE**  
**The number of pages is limited.**

Purchase the item for the complete version.

