



# FAITHWEAVER

Weaving faith into today's families **NOW**<sup>®</sup>

**SPRING  
SUNDAY SCHOOL**

**GRADES 1&2  
TEACHER GUIDE**

Group

# FAITHWEAVER

Weaving faith into today's families **NOW**<sup>®</sup>

**SPRING  
SUNDAY SCHOOL**

**GRADES 1 & 2  
TEACHER GUIDE**



**YOUR ACTIVATION CODE IS NOW LOCATED INSIDE THE TEACHER PACK!**

*Group*

## Group resources really work!

This Group resource incorporates our R.E.A.L. approach to ministry. It reinforces a growing friendship with Jesus, encourages long-term learning, and results in life transformation, because it's:



### Relational

Person-to-person interaction enhances spiritual growth and builds Christian friendships.

### Experiential

What we experience through action and discussion sticks with us up to 9 times longer than what we simply hear or read.

### Applicable

The aim of ministry is to equip people to be both hearers and doers of God's Word.

### Lifelong

Experiences transform the heart, moving faith beyond the walls of church and into everyday life for years to come.

## Group

[group.com/sunday-school](http://group.com/sunday-school)

### We know you care about kids...

We do, too!

That's why we attempt to ensure that all crafts, toys, and gizmos meet or exceed national safety standards—and are produced by manufacturers that don't use child labor or abuse their labor force. You can order Group resources knowing that in addition to caring for *your* kids, you're also caring for children elsewhere.

### Let's keep kids safe!

We strive to provide products that are mechanically reliable and hold together during normal, intended usage. Items are also checked for flammability, and both paint and surface coatings are checked for heavy metals—including lead.

You can help your children stay safe by seeing that toys and gizmos are used as designed, for the purposes designed, and that any broken pieces are disposed of promptly and properly. We value your feedback. If you become aware of a problem affecting the safety of any of our products, please inform us immediately.

### FaithWeaver NOW® Bible Curriculum, Grades 1 & 2, Spring

Copyright © 2001 and 2016 Group Publishing, Inc.

All rights reserved. No part of this book may be reproduced in any manner whatsoever without prior written permission from the publisher, except where noted in the text and in the case of brief quotations embodied in critical articles and reviews. For information, visit [group.com/permissions](http://group.com/permissions).



When you see the OK TO COPY icon, this means permission to photocopy the page from FaithWeaver NOW® Bible Curriculum for Grades 1 & 2, Spring, is granted for local church use. Copyright © Group Publishing, Inc. [group.com](http://group.com)

### Credits

Contributing Authors: Teryl Cartwright, Heather Eades, Debbie Gowensmith, Donna Simcoe, Amy Simpson

Editors: Stephanie Martin, Amy Nappa, Jessica Sausto, Owen Shattuck, Ali Thompson

Copy Editors: Lyndsay Gerwing, Becky Helzer, Sarah Yepishin, Andrea Zimmerman

Chief Creative Officer: Joani Schultz

Cover Design and Art Direction: Jeff Spencer

Interior Design Team: Jared Bigham, Jeff Brunacci, Joyce Douglas, Kate Elvin, Suzi Jensen, Dolly Palmer, Rebecca Swain

Illustrator: Matt Wood

Cover Photography: © [iStockphoto.com/vnosokin](http://iStockphoto.com/vnosokin)

All Scripture quotations, unless otherwise indicated, are taken from the Holy Bible, New International Version®, NIV®. Copyright © 1973, 1978, 1984 by Biblica, Inc.™ Used by permission of Zondervan. All rights reserved worldwide. [www.zondervan.com](http://www.zondervan.com)

ISBN 978-1-4707-6638-2

Printed in the United States of America.



# Contents

**Introduction** ..... 4

**The Lessons**  
.....

**Lesson 1: Jesus Teaches About Good Fruit—Luke 6:43-45**  
..... 5

**Lesson 2: Jesus Tells the Parable of the Lost Son—Luke 15:11-32**  
..... 15

**Lesson 3: Jesus Washes the Disciples’ Feet—John 13:1-17**  
..... 25

**\*Lesson 4: Jesus Is Tried and Crucified—Luke 19:28-40; 23:1-49**  
..... 35

**\*Lesson 5: Jesus Appears to Mary—John 20:1-18**  
..... 45

**Lesson 6: Apostles Defend Their Faith—Acts 5:12-42**  
..... 55

**Lesson 7: Saul Meets Jesus Near Damascus—Acts 9:1-20**  
..... 67

**Lesson 8: Peter Raises Tabitha From the Dead—Acts 9:36-43**  
..... 77

**Lesson 9: An Angel Frees Peter From Jail—Acts 12:1-18**  
..... 87

**Lesson 10: Lydia Is Converted—Acts 16:9-15**  
..... 97

**Lesson 11: Paul’s Jailer Believes in Jesus—Acts 16:16-34**  
..... 109

**Lesson 12: Paul Describes Living by God’s Spirit—Romans 8:9-17**  
..... 119

**Lesson 13: Paul Describes Genuine Love—1 Corinthians 13:1-13**  
..... 127

\* We recommend starting the quarter so that Lessons 4 and 5 align with the dates of Palm Sunday and Easter Sunday. Visit the Digital Download Center for a suggested schedule.



# The future of Sunday school + family ministry is NOW.



No doubt about it, the world is changing. Families used to go to church every week. Kids used to have longer attention spans. Teachers used to have more time to prepare. And didn't our budgets used to be bigger?

Even the Sunday school Bible curriculum you used just a couple of years ago is already out of date. But there's one thing that's never changed: the need to grow families closer to Jesus.

That's why we created FaithWeaver NOW®, and it's different from anything you've ever seen before!

## **It combines Sunday school with family ministry.** ■■■■

Sure, you've seen Sunday school aimed at families. But FaithWeaver NOW actually hits the target by having everyone in the family learning about the same Scripture each week.

## **It's simpler and easier.** ■■■■

Sometimes change is a wonderful thing. Gone are the days when you needed to spend hours preparing your lessons and hunting for supplies. FaithWeaver NOW will have you and your team ready to go in a snap.

## **It's made for NOW.** ■■■■

Life is complicated and full of distractions. FaithWeaver NOW keeps faith on track through even the most frenzied lifestyles.

## **What makes FaithWeaver NOW the perfect curriculum for TODAY's church?**

- Families learn the same Bible passage in age-appropriate ways.
- Kids don't just hear the Word. They experience it.
- Simple and easy lessons fit even the busiest lives.
- Kids see God in their everyday world.
- The Scope & Sequence goes through the Bible every three years.
- You can customize it however you like, with both print and digital versions.




Create a vibrant family ministry that's new...that's wow...that's NOW. FaithWeaver NOW gives you a fresh strategy for being more successful than ever in bringing families closer to Jesus.

*Thom Schultz Joani Schultz*

Thom and Joani Schultz  
Chairman and Chief Creative Officer  
Group Publishing, Inc.







# Jesus Teaches About Good Fruit

Luke 6:43-45

First- and second-graders understand that not all people have the same backgrounds or religious understanding. In this lesson, kids will learn how they can share their faith with friends, some of whom may not have heard about Jesus. Help kids become comfortable sharing their faith by role-playing in class. Once kids have practiced in the safety of your classroom, it will be easier for them to share their faith in real life.



### ► Bible Point

Acting like Jesus shows we're Christians.

### Key Verse

"In the same way, let your light shine before men, that they may see your good deeds and praise your Father in heaven" (Matthew 5:16).


### Weaving Faith Into Life

Kids will work to be more Christ-like.

LESSON	WHAT CHILDREN DO	SUPPLIES	EASY PREP
<b>1</b> Getting Started	<b>Who Am I?</b> <i>(about 10 min.)</i> Try to identify classmates by their shoes.	tape, newsprint	Tape newsprint across a corner of the room so kids can stand behind the paper with their feet showing.
<b>2</b> Bible Exploration	<b>Identifying Christians</b> <i>(about 15 min.)</i> Learn that we can identify Christians by their actions.	Bibles, field guide, newsprint, marker, tape, My Bible Fun, crayons, colored pencils	Tear out the Lesson 1 pages from each My Bible Fun student book.
	<b>Let Your Light Shine!</b> <i>(about 20 min.)</i> Learn the Key Verse and make sun catchers to let their light shine.	Bible, CD player, 1 plastic page protector per child, eye droppers, watercolors, scissors, hole punch, yarn, 1 copy per child of the lyrics page (at the end of the lesson) <b>Teacher Pack:</b> CD	

*Bold text within the lesson is spoken text.*



LESSON	WHAT CHILDREN DO	SUPPLIES	EASY PREP
<p><b>3</b> Weaving Faith Into Life</p>	<p><b>Shine, Shine, Shine!</b> <i>(about 10 min.)</i> Learn how to produce good fruit in their lives.</p>	<p>Bible, scissors, CD player, 1 copy per child of the lyrics page (at the end of the lesson) <b>Teacher Pack:</b> CD, “Let Your Light Shine” poster</p> 	
<p><b>4</b> Lasting Impressions</p>	<p><b>Daily Challenges</b> <i>(about 5 min.)</i> Choose a Daily Challenge to apply God’s Word.</p>	My Bible Fun	
	<p><b>Weaving Faith at Home</b> <i>(about 2 min.)</i> Talk about how to share what they learned with their families.</p>	My Bible Fun	Tear out the letter to parents from the back of each My Bible Fun student book.

**Bold text** within the lesson is spoken text.







### Who Am I? Supplies

tape  
newsprint

### Who Am I? Easy Prep

Tape newsprint across a corner of the room so kids can stand behind the paper with their feet showing.

## 1 GETTING STARTED

### Who Am I?

#### What You'll Do ■■■■■■

Welcome kids warmly as they arrive, and ask them how their week went.

Gather everyone together. Then have kids stand next to each other in a line, facing away from your screen. Tell kids to close their eyes.

Say: **Today we're going to play a game to see if you can recognize who people are by the shoes they're wearing. I want you all to keep your eyes closed as I walk behind the line. I'll tap three people on the shoulder, and those three people will quickly step behind the screen and face the class. Then we'll all try to guess who's behind the screen. Ready? Keep those eyes closed!**

Tap three children on the shoulder, and have them step behind the screen. Then let everyone else turn around and try to guess who's behind the screen, based on the shoes they see. Then have kids line up again in a different order and play again. After several rounds of play, have kids form pairs to answer the following questions. After each question, invite partners to share their answers with the rest of the class.

#### Talk With Kids ■■■■


Lead children in this discussion.

Ask:

- Was it easy or hard to guess who people were by their shoes? Why?
- Can you tell much about a person by the clothes he or she wears? Explain.
- How can you tell what a person thinks or believes?
- How do we show that we're Christians?

Say: **You can't really tell much about a person by the clothes he or she wears. To find out what someone is really like—what they think and believe—you have to go deeper than looking at someone's clothes! As we go through today's lesson, remember that ► ACTING LIKE JESUS SHOWS WE'RE CHRISTIANS. Let's get started!**





## 2 BIBLE EXPLORATION

# Identifying Christians

### What You'll Do ■■■■■■

Gather kids in a circle on the floor, and hold up your field guide.

Ask:

- Who knows what this book is?
- How is this book used?

Say: **This book is called a field guide. It's a book that people take outside with them to help them identify different trees. Let's look inside.**

Open the field guide to several different pages, and show kids how the book uses a tree's characteristics to help identify it. If you brought in several field guides, show pages from them, too. Then pass the books around the circle for kids to look at.

Adjust your discussion based on the type of field guide you have. Say: **As you can see, a field guide helps people tell which tree is which, just by looking at it. The field guide tells all about what each tree looks like—what its leaves look like, what its trunk looks like, and even what its roots look like. So if we want to know what a maple tree looks like, we can just open our field guide to the maple tree page and see exactly what a maple tree looks like. That way, when we're out walking and we see a tree that looks like that, we can tell it's a maple tree!**

**Today's Bible story is all about being able to tell which people are Christians. Let's find out what Jesus said.**

Distribute Bibles, and help kids turn to Luke 6:43-45. If you have a good reader in class, have him or her read the passage aloud as kids follow along in their Bibles. Otherwise, read the passage aloud yourself. Then have kids turn to partners to answer the following questions. After each question, invite volunteers to share their answers with the rest of the class.

Ask:

- What do you think Jesus meant when he said, "Each tree is recognized by its own fruit"?
- What kinds of trees produce fruit?

If your field guide contains a picture of a fruit-bearing tree, show the picture to the kids.

Say: **Lots of trees produce fruit, but they produce only their own kind of fruit. Apple trees produce apples, orange trees produce oranges, and banana trees produce bananas. Jesus knew that fruit only grows on its own kind of tree or bush. Just as**



### Identifying Christians Supplies

---

- Bibles
- field guide
- newsprint
- marker
- tape
- My Bible Fun
- crayons
- colored pencils

### Identifying Christians Easy Prep

---

- Tear out the Lesson 1 pages from each My Bible Fun student book.





Jesus said, “People do not pick figs from thorn bushes, or grapes from briars.” Jesus knew that grapes only grow on grape vines and figs only grow on fig bushes.

But Jesus was talking about more than fruit. He was talking about people, too! Jesus was saying that you can tell what a person is like by the kind of fruit he or she produces.

Ask:

- How can people produce fruit?

Say: Jesus didn’t mean that people produce real fruit. The kind of fruit that Jesus meant was the words and actions that people produce. He meant that good people produce good fruit by doing and saying good things. When we believe in Jesus, that means we’re Christians. And when we believe in Jesus, we want to please him by doing and saying good things. When we say and do good things to please Jesus, people can tell we’re Christians.

Just as we can tell an apple tree because of the apples it produces, people can tell we’re Christians because of the good things we say and do. Now that you know what Jesus said about producing good fruit, our Bible Point makes a lot more sense: ► **ACTING LIKE JESUS SHOWS WE’RE CHRISTIANS.**

Let’s talk a little more about how people can tell we’re Christians. Think of things that people might do that would show they’re Christians.

Encourage kids to call out Christ-like actions or behaviors, such as being kind, forgiving, giving to others, praying, praising God, going to church, and telling others about Jesus. Write kids’ answers on a chalkboard or sheet of newsprint.


Then direct kids’ attention to the “Field Guide to Christians” activity in their My Bible Fun pages. Set out crayons and colored pencils.

Say: **Let’s make our own field guides to help us remember today’s Bible Point.**

Encourage kids to fill in the blanks on the picture with the words or phrases they just thought of. Be ready to help kids with reading and spelling. When kids have finished, have them find partners to display their pictures to.

Say: **When we’re Christians, our lives should show it. People should be able to look at how we act and what we say and know that we believe in Jesus. Our lives should shine with the light of Jesus! In fact, that’s just what our Key Verse for today says.**





# Let Your Light Shine!

## What You'll Do ■■■■■■

Say: **Let's read our Key Verse for today. It's found in Matthew 5:16.**

Open your Bible to the Key Verse, and show it to the class.

Say: **Our Key Verse says, "In the same way, let your light shine before men, that they may see your good deeds and praise your Father in heaven."**

Ask:

- **What do you think "let your light shine before men" means?**
- **How can you let your light shine?**
- **Why should you let your light shine?**

Say: **Let's make something today that will help us remember to let our lights shine so others will know we are Christians.**

Cue your CD to "Let Your Light Shine" (Matthew 5:16) (track 2 on the CD) and play the song. Have kids sing along with the CD a few times. Then play the song softly in the background as kids work on their crafts.

Sing:



**Hey! Hey! Yeah!**

**Hey! Hey! Yeah!**

**Let your light shine before men that**

**They may see your good deeds and**

**Praise your Father in heaven.**

**Let your light shine before men, yeah,**

**Let your light shine before men.**

*(Repeat.)*

**Let your light shine before men that**

**They may see your good deeds and**

**Praise your Father in heaven.**

**Let your light shine before men, yeah,**

**Let your light shine before men.**

**Let your light shine before men, yeah.**

**Let your light shine before men.**

**Hey! Hey! Yeah!**

**Hey! Hey! Yeah!**

"Let Your Light Shine" (Matthew 5:16) by Carol Smith. © 2003, 2006 Group Publishing, Inc. All rights reserved.



## Let Your Light Shine! Supplies

- Bible
- CD player
- 1 plastic page protector per child
- eye droppers
- watercolors
- scissors
- hole punch
- yarn
- 1 copy per child of the lyrics page (at the end of the lesson)
- Teacher Pack**
- CD: "Let Your Light Shine" (Matthew 5:16) (track 2)





Give each child a plastic page protector. Have watercolors and eye droppers available. Use the droppers to help kids drip shallow puddles of watercolors onto the plastic page protector. When the puddles dry, the color will remain on the plastic page protector.

Take the dry plastic page protectors and help kids cut crosses out of them. Punch a hole at the top of the cross, and thread yarn through the hole.

Say: **I want you to take this home and hang it in your window. When the sun shines through the pretty colors of the cross, remember that you can let your light shine to show other people you are a Christian.**

.....

### 3 WEAVING FAITH INTO LIFE

## Shine, Shine, Shine!

### Shine, Shine, Shine! Supplies

.....

Bible  
scissors  
CD player  
1 copy per child of the lyrics page (at the end of the lesson)  
**Teacher Pack**  
CD: "Let Your Light Shine" (Matthew 5:16) (track 2)  
"Let Your Light Shine" poster

### What You'll Do ■■■■■■

Say: **Let's take a look at our Key Verse again.**

Open your Bible to Matthew 5:16, and show kids the verse. Say: **"In the same way, let your light shine before men, that they may see your good deeds and praise your Father in heaven."**

Have kids form four groups. Assign each group one of the scenes in the poster. Have groups talk about what they could do in the scenes to let their lights shine so that others would see their good deeds. After they've talked about their pictures, have each group act out its solution for the class.

After each group's presentation, lead the class in a big round of applause. After all of the presentations, have kids answer the following questions in their groups. After each question, invite volunteers to share their answers with the rest of the class.

### Talk With Kids ■■■■

Lead children in this discussion.

Ask:

- **How did it feel to decide to do something good to let your light shine?**
- **How do you think other people feel when someone does something good for them?**
- **How do we show we're Christians?**

Say: **Jesus tells us that when we let our light shine and people see our good deeds, they can praise God. Let's sing our Key Verse song again. It will help us remember to let our lights shine.** Play "Let Your Light Shine" (Matthew 5:16) (track 2 on the CD), and have the kids sing.



## 4 LASTING IMPRESSIONS

### Daily Challenges

#### What You'll Do

Say: **Let's think about how** ► **ACTING LIKE JESUS SHOWS WE'RE CHRISTIANS.**

Have kids find this week's Daily Challenges in their My Bible Fun pages and choose one to do this week. They can choose one or more of these three options:

- **Tell someone at school about Jesus.**
- **When your dad or mom comes home from work, give him or her a big hug, and thank him or her for being a great parent!**
- **Help your neighbor around the house. Offer to clean, help with yardwork, or whatever else they may need!**

Make sure you choose a Daily Challenge as well, and tell kids what you chose. Kids will be more inclined to follow through on their commitments when they see you doing the same.

#### Talk With Kids

Lead kids in this discussion.

Ask:

- **What's a practical way you're going to do your Daily Challenge? Include a time, a place, and other ideas.**

Say: **Let's remember that** ► **ACTING LIKE JESUS SHOWS WE'RE CHRISTIANS** as we follow through on our Daily Challenges.

### Weaving Faith at Home

Send the letter to parents home with your kids or give it to parents when they pick up their children. This is a great way to show families they're important to your church and to support their role as spiritual leaders to their children.

Encourage kids to talk with their parents about the Daily Challenges they chose and what they learned about how acting like Jesus shows we're Christian. Kids can also do the activities in the "HomeConnect" section of their My Bible Fun pages with their families.

Talk to your Director about emailing the FREE FamilyConnect to all your church's families. Available at [group.com/digital](http://group.com/digital).

Take a couple of minutes to pray with your kids. Pray: **Dear Lord, thank you for helping us let our lights shine. Help us remember to always shine for you! In Jesus' name, amen.**



#### Daily Challenges Supplies

My Bible Fun

#### Weaving Faith at Home Supplies

My Bible Fun

#### Weaving Faith at Home Easy Prep

Tear out the letter to parents from the back of each My Bible Fun student book.



**Lyrics** ■■■■**Let Your Light Shine (Matthew 5:16)**

Hey! Hey! Yeah!  
Hey! Hey! Yeah!  
Let your light shine before men that  
They may see your good deeds and  
Praise your Father in heaven.  
Let your light shine before men, yeah,  
Let your light shine before men.  
*(Repeat.)*

Let your light shine before men that  
They may see your good deeds and  
Praise your Father in heaven.  
Let your light shine before men, yeah,  
Let your light shine before men.  
Let your light shine before men, yeah,  
Let your light shine before men.  
Hey! Hey! Yeah!  
Hey! Hey! Yeah!

"Let Your Light Shine" (Matthew 5:16) by Carol Smith. © 2003, 2006 Group Publishing, Inc. All rights reserved.

**OK**  
TO COPY



FaithWeaver NOW is for today's Sunday school teachers. It's developed by real Sunday school teachers, examined by real ministry leaders, and tested and approved by thousands of churches so you get great lessons that work with today's families.

*This quarter you'll explore these Bible passages:*

	BIBLE CONTENT/SCRIPTURE	KEY VERSE	BIBLE POINT
WEEK 1	Jesus Teaches About Good Fruit (Luke 6:43-45)	"In the same way, let your light shine before men, that they may see your good deeds and praise your Father in heaven" (Matthew 5:16).	Acting like Jesus shows we're Christians.
WEEK 2	Jesus Tells the Parable of the Lost Son (Luke 15:11-32)	"But you are a forgiving God, gracious and compassionate, slow to anger and abounding in love" (Nehemiah 9:17).	God will forgive us when we sin.
WEEK 3	Jesus Washes the Disciples' Feet (John 13:1-17)	"If anyone wants to be first, he must be the very last, and the servant of all" (Mark 9:35).	Jesus wants us to serve others.
* WEEK 4	Jesus Is Tried and Crucified (Luke 19:28-40; 23:1-49)	"But God demonstrates his own love for us in this: While we were still sinners, Christ died for us" (Romans 5:8).	Jesus died to take the punishment for our sins.
* WEEK 5	Jesus Appears to Mary (John 20:1-18)	"That if you confess with your mouth, 'Jesus is Lord,' and believe in your heart that God raised him from the dead, you will be saved" (Romans 10:9).	Jesus is alive.
WEEK 6	Apostles Defend Their Faith (Acts 5:12-42)	"Consider it pure joy, my brothers, whenever you face trials of many kinds, because you know that the testing of your faith develops perseverance" (James 1:2-3).	Keep following God, even when it's hard.
WEEK 7	Saul Meets Jesus Near Damascus (Acts 9:1-20)	"Therefore, if anyone is in Christ, he is a new creation; the old has gone, the new has come!" (2 Corinthians 5:17).	Jesus changes our lives.
WEEK 8	Peter Raises Tabitha From the Dead (Acts 9:36-43)	"The prayer of a righteous man is powerful and effective" (James 5:16).	God answers when we pray.
WEEK 9	An Angel Frees Peter From Jail (Acts 12:1-18)	"For he will command his angels concerning you to guard you in all your ways" (Psalm 91:11).	Angels protect and help God's people.
WEEK 10	Lydia Is Converted (Acts 16:9-15)	"Preach the Word; be prepared in season and out of season" (2 Timothy 4:2).	Be prepared to tell others about Jesus.
WEEK 11	Paul's Jailer Believes in Jesus (Acts 16:16-34)	"They replied, 'Believe in the Lord Jesus, and you will be saved'" (Acts 16:31).	Jesus saves us.
WEEK 12	Paul Describes Living by God's Spirit (Romans 8:9-17)	"But the fruit of the Spirit is love, joy, peace, patience, kindness, goodness, faithfulness, gentleness, and self-control" (Galatians 5:22-23).	When we live by God's Spirit, God changes us.
WEEK 13	Paul Describes Genuine Love (1 Corinthians 13:1-13)	"Love is patient, love is kind. It does not envy, it does not boast, it is not proud. It is not rude, it is not self-seeking, it is not easily angered, it keeps no record of wrongs" (1 Corinthians 13:4-5).	God teaches us how to love.


\* We recommend starting the quarter so that Lessons 4 and 5 align with the dates of Palm Sunday and Easter Sunday. Visit the Digital Download Center for a suggested schedule.

### PLUS...

Access all these **FREE FaithWeaver NOW digital resources** at [group.com/digital](http://group.com/digital):

- **FREE digital copies of Teacher Guides** in PDF format so you can easily download any lesson for your ministry. Sharing lessons with busy volunteers couldn't be easier! *See inside kit for activation code.*
- **A FREE downloadable Director Manual** to help you structure your program for maximum effectiveness.
- **FREE weekly FamilyConnect pages** you can print out or email to parents to help families grow together in faith throughout the week.

### Don't forget...



**\*Get a colorful, age-appropriate student book for every child! Each week, you'll get...**

- Engaging activities that bring the Bible to life for every child
- Easy faith conversation-starters for kids to take home
- Meaningful at-home activities for families to dig into Scripture

**\*You'll need one per child. Sold separately.**



**THIS IS A SAMPLE**  
**The number of pages is limited.**

Purchase the item for the complete version.

