



FAITHWEAVER

Weaving faith into today's families **NOW**[®]

**SUMMER
SUNDAY SCHOOL**

**GRADES 1&2
TEACHER GUIDE**

Group

FAITHWEAVER

Weaving faith into today's families **NOW**[®]



**SUMMER
SUNDAY SCHOOL**

**GRADES 1 & 2
TEACHER GUIDE**



YOUR ACTIVATION CODE IS NOW LOCATED INSIDE THE TEACHER PACK!

Group resources really work!

This Group resource incorporates our R.E.A.L. approach to ministry. It reinforces a growing friendship with Jesus, encourages long-term learning, and results in life transformation, because it's



Relational

Learner-to-learner interaction enhances learning and builds Christian friendships.

Experiential

What learners experience through discussion and action sticks with them up to 9 times longer than what they simply hear or read.

Applicable

The aim of Christian education is to equip learners to be both hearers and doers of God's Word.

Learner-based

Learners understand and retain more when the learning process takes into consideration how they learn best.

Group

group.com/sunday-school

We know you care about kids...

We do, too!

That's why we attempt to ensure that all crafts, toys, and gizmos meet or exceed national safety standards—and are produced by manufacturers that don't use child labor or abuse their labor force. You can order Group resources knowing that in addition to caring for *your* kids, you're also caring for children elsewhere.

Let's keep kids safe!

We strive to provide products that are mechanically reliable and hold together during normal, intended usage. Items are also checked for flammability, and both paint and surface coatings are checked for heavy metals—including lead.

You can help your children stay safe by seeing that toys and gizmos are used as designed, for the purposes designed, and that any broken pieces are disposed of promptly and properly. We value your feedback. If you become aware of a problem affecting the safety of any of our products, please inform us immediately.

FaithWeaver NOW® Bible Curriculum, Grades 1 & 2, Summer

Copyright © 2000 and 2015 Group Publishing, Inc.

All rights reserved. No part of this book may be reproduced in any manner whatsoever without prior written permission from the publisher, except where noted in the text and in the case of brief quotations embodied in critical articles and reviews. For information, visit group.com/permissions.



When you see the OK TO COPY icon, this means permission to photocopy the page from FaithWeaver NOW® Bible Curriculum for Grades 1 & 2, Summer, is granted for local church use. Copyright © Group Publishing, Inc. group.com

Visit our website: group.com/sunday-school

Credits

Contributing Authors: Debbie Gowensmith, Scott M. Kinner, Kelly Martin, Janet R. Reeves, Donna Simcoe, Amy Simpson

Editors: Erica L. Feucht, Scott Firestone IV, Jennifer Hooks, Stephanie Martin, Jessica Sausto, Ali Thompson, Christine Yount Jones

Copy Editors: Lyndsay Gerwing, Deborah Helmers, Becky Helzer, Andrea Zimmerman

Chief Creative Officer: Joani Schultz

Cover Design and Art Direction: Jeff Spencer

Interior Design Team: Jared Bigham, Jeff Brunacci, Kate Elvin, Suzi Jensen, Randy Kady, Rebecca Swain

Illustrators: Alan Flinn and Jan Knudson

Cover Photography: © iStockphoto.com/vnosokin

All Scripture quotations, unless otherwise indicated, are taken from the Holy Bible, New International Version®, NIV®. Copyright © 1973, 1978, 1984 by Biblica, Inc.™ Used by permission of Zondervan. All rights reserved worldwide. www.zondervan.com

ISBN 978-1-4707-6319-0

Printed in the United States of America.



Contents

Introduction 4

The Lessons

Lesson 1: God Tests Abraham—Genesis 22:1-18 5

Lesson 2: Isaac Marries Rebekah—Genesis 24 15

Lesson 3: Jacob Deceives Esau and Isaac—Genesis 25:27-34; 27:1-40 25

Lesson 4: Jacob Marries Leah and Rachel—Genesis 29:15-30 35

Lesson 5: Joseph Dreams Disturbing Dreams—Genesis 37:1-11 47

Lesson 6: Joseph’s Brothers Sell Him Into Slavery—Genesis 37:12-36 57

Lesson 7: Pharaoh Puts Joseph in Charge—Genesis 39:20–41:49 69

Lesson 8: Joseph Forgives His Brothers—Genesis 42–45 79

Lesson 9: God Protects Moses—Exodus 1:1–2:10 87

Lesson 10: Moses Meets God at the Burning Bush—Exodus 2:11–3:20 97

Lesson 11: The Israelites Receive Cruel Treatment—Exodus 5:1–6:1 109

Lesson 12: God Sends Plagues on Egypt—Exodus 7:8–10:29 119

Lesson 13: The Israelites Escape From Egypt—Exodus 11:1–12:36 131



The future of Sunday school + family ministry is NOW.



No doubt about it, the world is changing. Families used to go to church every week. Kids used to have longer attention spans. Teachers used to have more time to prepare. And didn't our budgets used to be bigger?

Even the Sunday school Bible curriculum you used just a couple of years ago is already out of date. But there's one thing that's never changed: the need to grow families closer to Jesus.

That's why we created FaithWeaver NOW®, and it's different from anything you've ever seen before!

It combines Sunday school with family ministry. ■■■■

Sure, you've seen Sunday school aimed at families. But FaithWeaver NOW actually hits the target by having everyone in the family learning about the same Scripture each week.

It's simpler and easier. ■■■■

Sometimes change is a wonderful thing. Gone are the days when you needed to spend hours preparing your lessons and hunting for supplies. FaithWeaver NOW will have you and your team ready to go in a snap.

It's made for NOW. ■■■■

Life is complicated and full of distractions. FaithWeaver NOW keeps faith on track through even the most frenzied lifestyles.

What makes FaithWeaver NOW the perfect curriculum for TODAY's church?

- Families learn the same Bible passage in age-appropriate ways.
- Kids don't just hear the Word. They experience it.
- Simple and easy lessons fit even the busiest lives.
- Kids see God in their everyday world.
- The Scope & Sequence goes through the Bible every three years.
- You can customize it however you like, with both print and digital versions.




Create a vibrant family ministry that's new...that's wow...that's NOW. FaithWeaver NOW gives you a fresh strategy for being more successful than ever in bringing families closer to Jesus.

Thom Schultz Joani Schultz

Thom and Joani Schultz
Chairman and Chief Creative Officer
Group Publishing, Inc.






God Tests Abraham

Genesis 22:1-18

First- and second-graders are eager to please teachers and other adults, but they're also beginning to recognize their roles in relation to their peers. They may be drawn to please their peers more than adults at times. Use this lesson to help children understand that it's always best to obey God because he loves them and knows what's best for them.



Bible Point
Obey God.

LESSON	WHAT CHILDREN DO	SUPPLIES	EASY PREP
1 Getting Started	Key Verse Hunt <i>(about 15 min.)</i> Obey instructions to find papers with a special message.	CD player, slips of paper, pen Teacher Pack: CD	Write the Key Verse on slips of paper—1 slip per child. Fold the slips, and hide them in the room where you meet.
2 Bible Exploration	A Gift From God <i>(about 10 min.)</i> Receive a gift, learn that Isaac was a gift to Abraham, and listen to God's instructions to Abraham.	Bible, CD player, 1 individually wrapped treat per child Teacher Pack: CD, Bible Timeline	
	Giving It Up <i>(about 20 min.)</i> Make altars, and give up their snacks before getting them back.	Bibles, My Bible Fun, several pairs of scissors, individually wrapped treats from the "A Gift From God" activity, antibacterial gel (optional)	Tear out the Lesson 1 pages from each My Bible Fun student book.

Key Verse
"So be careful to do what the Lord your God has commanded you; do not turn aside to the right or to the left" (Deuteronomy 5:32).


Weaving Faith Into Life
Kids will practice obeying God and will ask for God's help with difficult things.

Bold text within the lesson is spoken text.



LESSON	WHAT CHILDREN DO	SUPPLIES	EASY PREP
<p>3</p> <p>Weaving Faith Into Life</p>	<p>Act of Obedience <i>(about 15 min.)</i> “Sacrifice” an act of disobedience.</p>	<p>CD player, markers, altars from the “Giving It Up” activity, 1 copy per child of the lyrics page (at the end of this lesson) Teacher Pack: CD</p>	
<p>4</p> <p>Lasting Impressions</p>	<p>Daily Challenges <i>(about 5 min.)</i> Choose a Daily Challenge to apply God’s Word.</p>	My Bible Fun	
	<p>Weaving Faith at Home <i>(about 2 min.)</i> Talk about how to share what they learned with their families.</p>	My Bible Fun	Tear out the letter to parents from the back of each My Bible Fun student book.

Bold text within the lesson is spoken text.



God Tests Abraham

Genesis 22:1-18

BIBLE BACKGROUND
FOR LEADERS

A note about this lesson: You might be surprised that you've been asked to teach this Bible passage to children this age. Rest assured that for this age level, we've chosen to focus on the importance of God's sovereignty and Abraham's obedience. Help kids understand that God's will is best for them.

A Preface for Today's Material

This account may seem horrifying if one doesn't study it carefully. It's hard to understand how our good God could command a parent to sacrifice a child. But if we examine the text, we can take comfort in knowing that God never intended for Abraham to sacrifice Isaac. The whole event was designed to test Abraham; it was a chance for him to grow his faith and learn about God's faithfulness.

Abraham Obeys God's Command to Sacrifice His Son

Isaac was the embodiment of all of God's promises to Abraham. However, no matter how surprised or saddened he must have been, Abraham obeyed. The Bible says he set out the next day. When Abraham knew what God wanted him to do, he set out to do it.

Abraham's faith in God and his willingness to obey are truly amazing. Not only was he willing to sacrifice his son, but he maintained faith in God's promise about Isaac. He said to his servants, "We will come back to you" (Genesis 22:5). Somehow Abraham was confident that in spite of this recent command, God would preserve Isaac, through whom God had promised to make Abraham's descendants as numerous as the stars in the heavens!

Abraham and Isaac Journey to the Place of Sacrifice

It took Abraham and Isaac three days to travel about 50 miles over rough, mountainous terrain. During the trip, Abraham had time to think. Certainly questions

flooded his mind: "What if God really does let Isaac die? What will I tell Sarah? Might this God I'm serving abandon me now after all these promises?" Abraham could easily have justified disobedience in this case—after all, this was the child God had promised to him and Sarah; maybe the voice he had heard wasn't God's after all. But whatever thoughts went through his mind, Abraham never swerved from his steadfast obedience.

Isaac Also Obeyed God

The Bible tells us nothing of Isaac's thoughts or feelings during this trip. He must have noticed that his father was behaving strangely. But Isaac showed faith, too. He submitted to being placed on the altar in obedience to God's command.

The Jesus Connection

God loves us and he loved Abraham. God's test helped Abraham realize his own commitment to God, and the tests in our lives can help strengthen and deepen our faith, too.

How can you trust God in the middle of trials and difficulty? Invite God into your decisions and challenges and trust him to lead you no matter what the road ahead looks like. You can write your prayer below.





Key Verse Hunt Supplies

CD player
slips of paper
pen

Teacher Pack

CD: "Trust and Obey"
(track 2)

Key Verse Hunt Easy Prep

Write the Key Verse
on slips of paper—1
slip per child. Fold the
slips, and hide them all
together in the room
where you meet.

1 GETTING STARTED

Key Verse Hunt

What You'll Do ■■■■■■

Welcome kids warmly as they arrive, and ask them how their week went.

Gather everyone together, and say: **Let's play a game.** Have the children form a single-file line. **In this game you'll have to listen carefully and obey my directions so you can find a special message.** Give kids directions for walking around the room—for example, "Walk five steps forward. Now turn to your right and walk 10 steps forward." Give visual cues to your first- and second-graders that haven't mastered the difference between "right" and "left." As the children walk around the room, softly play the song "Trust and Obey" (track 2 on the CD).

After a few minutes, direct kids to the hidden Key Verse slips. When each child has a copy of the Key Verse, have kids sit in a circle. Instruct them not to unfold their papers.

Say: **Your papers contain a special message that tells a good reason for obeying God.** Have kids unfold their papers and find the special message. Read aloud the Key Verse message as kids follow along: **"So be careful to do what the Lord your God has commanded you; do not turn aside to the right or to the left" (Deuteronomy 5:32).**

Say: **This means that God wants us to pay attention to him and do our best to do what he says. When the verse says not to turn aside to the right or left, it's just saying that God wants us to go in the direction he tells us to go and not a different direction.** Have children repeat the verse with you several times: **"So be careful to do what the Lord your God has commanded you; do not turn aside to the right or to the left" (Deuteronomy 5:32).**


Talk With Kids ■■■■

Lead children in this discussion.

Ask:

- What was it like to obey my directions in this game?
- How was our game like or unlike the way you obey God?
- What things can you do this week to be careful to do what God says?

Say: **In our activity, when you didn't make up your own directions but trusted mine, you found the special message. In the same way, when we trust that God leads us in the right direction, he leads us to what's best for us. We ► OBEY GOD because we know he'll take care of us. We'll read in the Bible today about a man who trusted God enough to obey even when God's instructions didn't make sense to him.**



2 BIBLE
EXPLORATION



A Gift From God

What You'll Do

Open your Bible to Genesis 22:1-18, and show kids the passage. Say: **In the Bible today, we'll hear about a man named Abraham and how he obeyed God.**

Show kids the "God Tests Abraham" picture on the Bible Timeline.

Say: **God gave Abraham a really great gift—a son who he named Isaac. Let's pretend we're getting a special gift from God.** Give each child an individually wrapped treat, and ask kids not to open or eat their treats yet.

Say: **Think about a gift you got that was so important to you—it was something you waited for and was really special.** Pause. **Tell a friend how you took care of that gift.** Allow time.

Say: **Just like your gift was special to you, Isaac was very special to Abraham. God told Abraham that Isaac would have children and grandchildren and great grandchildren. Then when Isaac was older, God asked Abraham to do a strange thing. Listen carefully, and try to imagine how Abraham felt.**

Play "God Tests Abraham" (track 3 on the CD).

Talk With Kids

Lead children in this discussion.

Ask:

- What was surprising to you about what God asked Abraham to do?
- What was surprising about how Abraham responded?
- What does Abraham's response teach you about trusting God?

Say: **The special treat I gave you wasn't nearly as important as the gift God gave Abraham, so we can understand that what God asked Abraham wasn't easy to obey. But Abraham trusted God, so he obeyed God without questioning him. In the same way, we can ► OBEY GOD even when he asks us to do something we don't understand. We can trust that God knows what's best for us and will take care of us every day.** Have the children hold on to their treats, still not eating them.

A Gift From God Supplies

-
- Bible
 - CD player
 - 1 individually wrapped treat per child
 - Teacher Pack**
 - CD: "God Tests Abraham" (track 3)
 - Bible Timeline





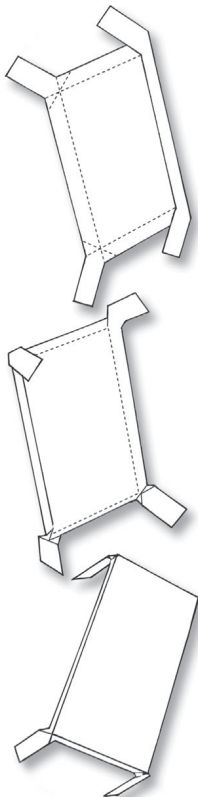
Giving It Up Supplies

Bibles
My Bible Fun
several pairs of scissors
individually wrapped
treats from the “A Gift
From God” activity
antibacterial gel
(optional)

Giving It Up Easy Prep

Tear out the Lesson 1
pages from each My
Bible Fun student book.

! ALLERGY ■ ALERT



Summer Quarter

Giving It Up

What You'll Do ■■■■■■

Open your Bible to Genesis 22, and show children the page. Say: **The Bible tells us that Abraham got up early to take his son to the mountains. It took them three days to walk to the mountains. Let's carry our special treats around the room three times and think about Abraham's journey to the mountains to sacrifice his son.**

Distribute Bibles and this week's My Bible Fun pages, and have kids sit in a circle.

Say: **When Abraham and Isaac came to the right place, Abraham built an altar, which is kind of like a special table where Abraham could sacrifice Isaac to God. Let's build our own altars.**

Distribute scissors, and have kids turn to the “Altar” section on their My Bible Fun pages. Show children how to cut out the altar and fold the edges and corners so the altar will stand up.

Have kids save the cut-off pieces with the Family Fun and Daily Challenge to take home. Have them place their standing altars in front of them.

Say: **Let's read from the Bible what happened next.** Read aloud Genesis 22:9-10 as children follow along. Then ask children to give up their treats by placing them on the altars they made.

Say: **Try to be like Abraham, who obeyed God when he was asked to give up his son.** Pause. **Now tell a friend near you what it's like to give up your treat.** Allow time.

Say: **Let's find out what happened next.** Read aloud Genesis 22:11-12 as children follow along. Then say: **I'm proud of you for waiting. Let's clean our hands, and then you may eat your treats.** Have kids clean their hands and then enjoy their treats.

Talk With Kids ■■■■


Lead children in this discussion.

Ask:

- **What was it like to get your treats back after giving them up?**
- **Tell about a time it was really hard to give up something.**
- **Why do you want to obey God even when it's really hard?**

Say: **Abraham trusted God so much that he was willing to sacrifice his son. Today when we gave up our treats, we learned, in a small way, what it was like for Abraham to give up his son. In our lives, sometimes we may not want to ► OBEY GOD, but we know that he'll always give us what's best for us, just like he did for Abraham. This week, let's do our best to trust and ► OBEY GOD.**

Lesson 1 ■ Grades 1 & 2



3 WEAVING FAITH INTO LIFE

Act of Obedience


What You'll Do ■■■■■■

Say: **Today we heard about how Abraham obeyed God when God asked him to do something really hard. Abraham knew that God loved and knew him well, so he trusted God. God also loves us and knows what's best for us. We can show that we trust God when we obey him.**

Have kids pick up their altars and look at them. Then say: **God asked Abraham to sacrifice his son. Think about something God asks you to do that's hard for you to obey.** If needed, give examples such as listening to parents or being kind to siblings.

Say: **Draw a picture on your altar to show how you want to ► OBEY GOD this week.** Allow time. Then invite kids to share what they drew.

Say: **Let's sing a song to remind us to trust and ► OBEY GOD with the things we drew on our altars.** Hand out copies of the lyrics page, and then play "Trust and Obey" (track 2 on the CD). Invite children to sing along.

 **When we walk with the Lord** (*walk in place*)
In the light of his Word, (*point up*)
What a glory he sheds on our way! (*shake hands*)
While we do his good will, (*put hands on hips*)
He abides with us still (*hug self*)
And with all who will trust and obey. (*put right hand to heart*)

Trust and obey, (*nod head*)
For there's no other way (*shake head "no"*)
To be happy in Jesus, (*smile*)
But to trust and obey. (*put right hand to heart*)

(Repeat from the beginning.)

"Trust and Obey" by John H. Stammis.

Talk With Kids ■■■■

Lead children in this discussion.

Ask:

- **Why is it difficult to trust and obey sometimes?**



Acts of Obedience Supplies

- CD player
- markers
- altars from the "Giving It Up" activity
- 1 copy per child of the lyrics page (at the end of this lesson)
- Teacher Pack**
- CD: "Trust and Obey" (track 2)





Daily Challenges Supplies

My Bible Fun

- Why do you think God asks you to do these difficult things?
- How can you trust God to help you obey him?

Say: Like Abraham, we're willing to ► **OBEY GOD**. This week as we make choices, let's remember how much God loves us and that he always asks us to do what's best for us.

4 LASTING IMPRESSIONS

Daily Challenges

What You'll Do ■■■■■■

Say: Let's think about how we ► **OBEY GOD**.

Have kids find this week's Daily Challenges on their My Bible Fun pages and choose one to do this week. They can choose one or more of these three options:

- **Obey your parents when they ask you to do something—the first time!**
- **Write a letter to God thanking him for helping you obey.**
- **Put your altar in your bedroom, and pray to God each morning for help obeying him.**

Make sure you choose a Daily Challenge as well, and tell kids what you chose. Kids will be more inclined to follow through on their commitments when they see you doing the same.


Talk With Kids ■■■■

Lead kids in this discussion.

Ask:

- **What's a practical way you're going to do your Daily Challenge? Include a time, a place, and other ideas.**

Say: Abraham loved and trusted God so much that even when it was hard, he obeyed God. Like Abraham, we can love, trust, and ► **OBEY GOD** because we know that God will always do what's best for us. This week, let's ► **OBEY GOD** by following through on our Daily Challenges.



Weaving Faith at Home

Send the letter to parents home with your kids or give it to parents when they pick up their children. This is a great way to show families they're important to your church and to support their role as spiritual leaders to their children.

Encourage kids to talk with their parents about the Daily Challenges they chose and what they learned about how we obey God. Kids can also do the activities in the "HomeConnect" section of their My Bible Fun pages with their families.

Talk to your Director about emailing the FREE FamilyConnect to all your church's families. Available at group.com/digital.

Take a couple of minutes to pray with your kids, thanking God that he knows what's best for us. Pray: **God, we know that you love us very much. We know that when we obey you, we're always doing what's best for us. Help us obey you this week.** Encourage the children to pray silently for about 30 seconds about ways they want to obey. Then close the prayer: **In Jesus' name, amen.**



Weaving Faith at Home Supplies

.....
My Bible Fun

Weaving Faith at Home Easy Prep

.....
Tear out the letter to parents from the back of each My Bible Fun student book.



**Lyrics** ■■■■**Trust and Obey**

When we walk with the Lord (*walk in place*)

In the light of his Word, (*point up*)

What a glory he sheds on our way! (*shake hands*)

While we do his good will, (*put hands on hips*)

He abides with us still (*hug self*)

And with all who will trust and obey. (*put right hand to heart*)

Trust and obey, (*nod head*)

For there's no other way (*shake head "no"*)

To be happy in Jesus, (*smile*)

But to trust and obey. (*put right hand to heart*)

(Repeat from the beginning.)

"Trust and Obey" by John H. Stammers.

OK
TO COPY



FaithWeaver NOW is for today's Sunday school teachers. It's developed by real Sunday school teachers, examined by real ministry leaders, and tested and approved by thousands of churches so you get great lessons that work with today's families.

This quarter you'll explore these Bible passages:


	BIBLE CONTENT/SCRIPTURE	KEY VERSE	BIBLE POINT
WEEK 1	God Tests Abraham (Genesis 22:1-18)	"So be careful to do what the Lord your God has commanded you; do not turn aside to the right or to the left" (Deuteronomy 5:32).	Obey God.
WEEK 2	Isaac Marries Rebekah (Genesis 24)	"If any of you lacks wisdom, he should ask God, who gives generously to all without finding fault, and it will be given to him" (James 1:5).	Pray for God's direction.
WEEK 3	Jacob Deceives Esau and Isaac (Genesis 25:27-34; 27:1-40)	"The Lord detests lying lips, but he delights in men who are truthful" (Proverbs 12:22).	Honesty is important to God.
WEEK 4	Jacob Marries Leah and Rachel (Genesis 29:15-30)	"And we know that in all things God works for the good of those who love him, who have been called according to his purpose" (Romans 8:28).	God uses hard times to help us grow.
WEEK 5	Joseph Dreams Disturbing Dreams (Genesis 37:1-11)	"A new command I give you: Love one another. As I have loved you, so you must love one another" (John 13:34).	Show Jesus' love in our families.
WEEK 6	Joseph's Brothers Sell Him Into Slavery (Genesis 37:12-36)	"Dear children, let us not love with words or tongue but with actions and in truth" (1 John 3:18).	God wants us to do what's right.
WEEK 7	Pharaoh Puts Joseph in Charge (Genesis 39:20-41:49)	"Whatever you do, work at it with all your heart, as working for the Lord, not for men" (Colossians 3:23).	We can serve God anywhere.
WEEK 8	Joseph Forgives His Brothers (Genesis 42-45)	"Bear with each other and forgive whatever grievances you may have against one another. Forgive as the Lord forgave you" (Colossians 3:13).	God wants us to forgive.
WEEK 9	God Protects Moses (Exodus 1:1-2:10)	"God is our refuge and strength, an ever-present help in trouble" (Psalm 46:1).	God protects us.
WEEK 10	Moses Meets God at the Burning Bush (Exodus 2:11-3:20)	"I can do everything through him who gives me strength" (Philippians 4:13).	God can use us.
WEEK 11	The Israelites Receive Cruel Treatment (Exodus 5:1-6:1)	"But those who hope in the Lord will renew their strength. They will soar on wings like eagles; they will run and not grow weary, they will walk and not be faint" (Isaiah 40:31).	God wants us to hope in him.
WEEK 12	God Sends Plagues on Egypt (Exodus 7:8-10:29)	"So do not fear, for I am with you; do not be dismayed, for I am your God. I will strengthen you and help you; I will uphold you with my righteous right hand" (Isaiah 41:10).	God uses his power to help us.
WEEK 13	The Israelites Escape From Egypt (Exodus 11:1-12:36)	"So if the Son sets you free, you will be free indeed" (John 8:36).	Jesus sets us free.

PLUS...

Access all these **FREE FaithWeaver NOW digital resources** at group.com/digital:

- **FREE digital copies of Teacher Guides** in Word and PDF format so you can easily customize any lesson to your ministry. Sharing lessons with busy volunteers couldn't be easier! *See inside for activation code.*
- **A FREE downloadable Director Manual** to help you structure your program for maximum effectiveness.
- **FREE weekly FamilyConnect pages** you can print out or email to parents to help families grow together in faith throughout the week.

Don't forget...



***Get a colorful, age-appropriate student book for every child! Each week, you'll get...**

- Engaging activities that bring the Bible to life for every child
- Easy faith conversation-starters for kids to take home
- Meaningful at-home activities for families to dig into Scripture

***You'll need one per child. Sold separately.**



THIS IS A SAMPLE
The number of pages is limited.

Purchase the item for the complete version.

