



# FAITHWEAVER

Weaving faith into today's families **NOW**<sup>®</sup>

**WINTER  
SUNDAY SCHOOL**

**GRADES 1&2  
TEACHER GUIDE**

# FAITHWEAVER

Weaving faith into today's families **NOW**<sup>®</sup>

**WINTER  
SUNDAY SCHOOL**

**GRADES 1 & 2  
TEACHER GUIDE**



**YOUR ACTIVATION CODE IS NOW LOCATED INSIDE THE TEACHER PACK!**

*Group*

## Group resources really work!

This Group resource incorporates our R.E.A.L. approach to ministry. It reinforces a growing friendship with Jesus, encourages long-term learning, and results in life transformation, because it's:



### Relational

Person-to-person interaction enhances spiritual growth and builds Christian friendships.

### Experiential

What we experience through action and discussion sticks with us up to 9 times longer than what we simply hear or read.

### Applicable

The aim of ministry is to equip people to be both hearers and doers of God's Word.

### Lifelong

Experiences transform the heart, moving faith beyond the walls of church and into everyday life for years to come.

## Group

[group.com/sunday-school](http://group.com/sunday-school)

### We know you care about kids...

We do, too!

That's why we attempt to ensure that all crafts, toys, and gizmos meet or exceed national safety standards—and are produced by manufacturers that don't use child labor or abuse their labor force. You can order Group resources knowing that in addition to caring for *your* kids, you're also caring for children elsewhere.

### Let's keep kids safe!

We strive to provide products that are mechanically reliable and hold together during normal, intended usage. Items are also checked for flammability, and both paint and surface coatings are checked for heavy metals—including lead.

You can help your children stay safe by seeing that toys and gizmos are used as designed, for the purposes designed, and that any broken pieces are disposed of promptly and properly. We value your feedback. If you become aware of a problem affecting the safety of any of our products, please inform us immediately.

### FaithWeaver NOW® Bible Curriculum, Grades 1 & 2, Winter

Copyright © 2000 and 2015 Group Publishing, Inc.

All rights reserved. No part of this book may be reproduced in any manner whatsoever without prior written permission from the publisher, except where noted in the text and in the case of brief quotations embodied in critical articles and reviews. For information, visit [group.com/permissions](http://group.com/permissions).

**OK TO COPY** When you see the OK TO COPY icon, this means permission to photocopy the page from FaithWeaver NOW® Bible Curriculum for Grades 1 & 2, Winter, is granted for local church use. Copyright © Group Publishing, Inc. [group.com](http://group.com)

### Credits

Contributing Authors: Jan Kershner, Kelly Martin, Janet Reeves, Donna Simcoe

Editors: Erica L. Feucht, Scott Firestone IV, Jennifer Hooks, Stephanie Martin, Jessica Sausto, Owen Shattuck, Ali Thompson, Christine Yount Jones

Copy Editors: Lyndsay Gerwing, Becky Helzer, Andrea Zimmerman

Chief Creative Officer: Joani Schultz

Cover Design and Art Direction: Jeff Spencer

Interior Design Team: Jared Bigham, Jeff Brunacci, Kate Elvin, Suzi Jensen, Randy Kady, Rebecca Swain

Illustrator: Matt Wood

Cover Photography: © [iStockphoto.com/vnosokin](http://iStockphoto.com/vnosokin)

All Scripture quotations, unless otherwise indicated, are taken from the Holy Bible, New International Version®, NIV®. Copyright © 1973, 1978, 1984 by Biblica, Inc.™ Used by permission of Zondervan. All rights reserved worldwide. [www.zondervan.com](http://www.zondervan.com)

ISBN 978-1-4707-6625-2

Printed in the United States of America.



# Contents

**Introduction** .....4

## **The Lessons**

**Lesson 1: Prophets Foretell Jesus’ Coming**—Jeremiah 33:14-16 .....5

**Lesson 2: Zechariah Prophecies About Jesus**—Luke 1:68-79 .....17

**Lesson 3: John Prepares People for Jesus’ Coming**—Luke 3:7-18 .....29

**\*Lesson 4: The Son of God Is Born!**—Luke 1:26-45; 2:1-20 .....41

**Lesson 5: Jesus Grows Up**—Luke 2:39-52 .....53

**Lesson 6: The Word Became Flesh**—John 1:1-18 .....67

**Lesson 7: Satan Tempts Jesus**—Luke 4:1-13 .....77

**Lesson 8: Jesus Performs His First Miracle**—John 2:1-11 .....87

**Lesson 9: Jesus Teaches in a Synagogue**—Luke 4:14-21 .....99

**Lesson 10: Jesus Is Rejected in His Hometown**—Luke 4:22-30 .....109

**Lesson 11: Moses and Elijah Appear With Jesus**—Luke 9:28-36 .....121

**Lesson 12: Jesus Teaches About Rewards**—Luke 6:17-26 .....129

**Lesson 13: Jesus Teaches About Loving Enemies**—Luke 6:27-38 .....139

\*We recommend rearranging the lessons so that Lesson 4 aligns with the week of Christmas.



# The future of Sunday school + family ministry is NOW.



No doubt about it, the world is changing. Families used to go to church every week. Kids used to have longer attention spans. Teachers used to have more time to prepare. And didn't our budgets used to be bigger?

Even the Sunday school Bible curriculum you used just a couple of years ago is already out of date. But there's one thing that's never changed: the need to grow families closer to Jesus.

That's why we created FaithWeaver NOW®, and it's different from anything you've ever seen before!

## **It combines Sunday school with family ministry.** ■■■■

Sure, you've seen Sunday school aimed at families. But FaithWeaver NOW actually hits the target by having everyone in the family learning about the same Scripture each week.

## **It's simpler and easier.** ■■■■

Sometimes change is a wonderful thing. Gone are the days when you needed to spend hours preparing your lessons and hunting for supplies. FaithWeaver NOW will have you and your team ready to go in a snap.

## **It's made for NOW.** ■■■■

Life is complicated and full of distractions. FaithWeaver NOW keeps faith on track through even the most frenzied lifestyles.

## **What makes FaithWeaver NOW the perfect curriculum for TODAY's church?**

- Families learn the same Bible passage in age-appropriate ways.
- Kids don't just hear the Word. They experience it.
- Simple and easy lessons fit even the busiest lives.
- Kids see God in their everyday world.
- The Scope & Sequence goes through the Bible every three years.
- You can customize it however you like, with both print and digital versions.



Create a vibrant family ministry that's new...that's wow...that's NOW. FaithWeaver NOW gives you a fresh strategy for being more successful than ever in bringing families closer to Jesus.

*Thom Schultz Joani Schultz*

Thom and Joani Schultz  
Chairman and Chief Creative Officer  
Group Publishing, Inc.





# Prophets Foretell Jesus’ Coming

Jeremiah 33:14-16

First- and second-graders are discovering a new independence but need to know that Mom, Dad, or other caregivers are still there to help and protect them. As school and peers begin to pull children away from their loving caregivers, they need to be able to trust that those caregivers aren’t pulling away from them. What a perfect time to let children know that God can be trusted to keep his promises! Use this lesson to show children that God keeps his promises.



### ► Bible Point


Jesus fulfilled God’s promise.

### Key Verse

“All this took place to fulfill what the Lord had said through the prophet: ‘The virgin will be with child and will give birth to a son, and they will call him Immanuel’—which means, ‘God with us’ ” (Matthew 1:22-23).

### Weaving Faith Into Life

Kids will trust God to keep his promises.

LESSON	WHAT CHILDREN DO	SUPPLIES	EASY PREP
<b>1</b> Getting Started	<b>Coin-Toss Count</b> <i>(about 10 min.)</i> Try to predict the outcomes of several coin tosses.	1 coin for every 2 children	
	<b>Jesus’ Family Line</b> <i>(about 10 min.)</i> Hear what God told the prophet Jeremiah.	Bible, CD player <b>Teacher Pack:</b> CD	
<b>2</b> Bible Exploration	<b>Family Lines</b> <i>(about 10 min.)</i> Discover how people can be part of the same family line.		
	<b>Righteous Branches</b> <i>(about 15 min.)</i> Make branches to show how Jesus and David were related.	brown paper lunch bags, green construction paper, pencils, crayons, several pairs of scissors, 2 green chenille wires per child, hole punch, tape, paper <b>Teacher Pack:</b> “Leaves” stencil 	Punch out the leaves from the “Leaves” stencil. Write “Jesus” and “David” in large letters on a sheet of paper, and hang it where everyone can see the names.
	<b>God With Us</b> <i>(about 5 min.)</i> Learn the Key Verse, and see how Jesus fulfilled God’s promise.	Bible, 2 chairs, blanket	Set up a screen in a corner of your room by draping a blanket across 2 chairs.

*Bold text within the lesson is spoken text.*



LESSON	WHAT CHILDREN DO	SUPPLIES	EASY PREP
<b>3</b> Weaving Faith Into Life	<b>Family Trees</b> <i>(about 10 min.)</i> Make family trees, and learn about Jesus' family line.	My Bible Fun, paper, colored pencils	Tear out the Lesson 1 pages from each My Bible Fun student book. Make a simple family tree showing your parents, grandparents, spouse, brothers, sisters, and children.
<b>4</b> Lasting Impressions	<b>Daily Challenges</b> <i>(about 5 min.)</i> Choose a Daily Challenge to apply God's Word.	My Bible Fun, pens	
	<b>Weaving Faith at Home</b> <i>(about 2 min.)</i> Talk about how to share what they learned with their families.	My Bible Fun	Tear out the letter to parents from the back of each My Bible Fun student book.

**Bold text** within the lesson is spoken text.







### Coin-Toss Count Supplies

1 coin for every 2  
children

## 1 GETTING STARTED

### Coin-Toss Count

#### What You'll Do ■■■■■■

Welcome kids warmly as they arrive, and ask them how their week went.

Gather everyone together.

Ask:

- What is a prediction?

Say: **When people make predictions, they think they know what's going to happen before it happens. For example, if I toss a coin in the air and say that I think the coin is going to land a certain way, I'm making a prediction. If I'm right and the coin lands that way, we could say my prediction came true.**

Hold up a coin, and show kids both sides of the coin. Explain that one side of the coin is called "heads" and the other side is called "tails."

Say: **I'm going to toss this coin in the air and let it drop to the floor. Raise your hand if you think the coin will land heads up.** Let the children vote. **Raise your hand if you think the coin will land tails up.** Let the children vote again. Then toss the coin.

Say: **If you thought the coin would turn up [heads or tails], you made a good guess. Your prediction came true.**

Put kids in pairs, and give each pair a coin. Let kids take turns tossing the coins and predicting the outcomes.

#### Talk With Kids ■■■■

Lead children in this discussion.

Ask:

- How did you decide what to predict for each coin toss?
- Explain how often you were correct and how often you were incorrect.
- Why is it difficult for people to predict right every time?

Say: **When we make predictions, we don't really know if they'll come true or not. Only God knows what will happen in the future. Today we'll learn that God always knows what's going to happen and always keeps his promises. And we'll hear how**  
▶ **JESUS FULFILLED GOD'S PROMISE.** Let's hear more about that!



## 2

BIBLE  
EXPLORATION

## Jesus' Family Line

What You'll Do 

Open your Bible to Jeremiah 33:14-16, and show kids the passage. Say: **In the Bible today, we'll learn how God made a promise to a man named Jeremiah, and that promise was for all God's people. Let's listen to what God said to Jeremiah.**

Play "God Speaks to Jeremiah" (track 22 on the CD).

Say: **Wow! God told Jeremiah some important things. Let's look back at what God said.** Reread verse 14. **God said he planned to fulfill his promise to his people.** Invite children to discuss what it means to fulfill a promise.

Say: **To fulfill a promise means to keep the promise. So God was saying that he'd keep a promise he made to his people. Tell someone near you about a promise someone made to you.** Allow time, and then invite a few children to share their answers with your whole group.

Say: **God always keeps his promises. In our Bible passage, God told Jeremiah not only that he was going to keep his promise but also *how* he would do that.** Point out verse 15. **God said, "In those days and at that time I will make a righteous Branch sprout from David's line." That meant God would send someone who was related to David—one of his children, grandchildren, great-grandchildren, or great-great-great-great-great-grandchildren.**

Invite the children to talk with those nearby about some of the people in their family lines, such as their parents or grandparents.

Say: **The person God sent was Jesus. God promised to send Jesus to save everyone who believes in Jesus. And years and years and years—a really long time—after God made the promise, ► JESUS FULFILLED GOD'S PROMISE.**

Talk With Kids 

Lead children in this discussion.

Ask:

- Explain whether you think your great-grandparents knew exactly who you'd be—what you'd look like, how you'd act, the things you'd like.
- What's so special about the promise God made to send Jesus?

Say: **God made a really big promise—it was a promise that no person could ever fulfill, except for Jesus. That promise can help us remember that God loves us and that Jesus loves us because ► JESUS FULFILLED GOD'S PROMISE.**

Jesus' Family Line  
Supplies

Bible

CD player

## Teacher Pack

CD: "God Speaks to  
Jeremiah" (track 22)



## Family Lines

### What You'll Do ■■■■■■

Say: **God made a promise to Jeremiah hundreds of years before Jesus was born. He promised that God's people would be saved by someone in David's family line. Let's do an activity to help us understand what a family line is.**

Have kids stand at one end of the room. Choose one child to be David, and have that child move to the other end of the room. Explain that David had a son named Solomon. Choose a child to be Solomon, and have that child go over and hold hands with "David." Have the two children stand with arms outstretched between them. Then say that Solomon had a son, and choose another child to hold hands with the first two. Continue choosing kids and explaining that each son had a son, until all kids are holding hands in a long line.

Say: **Look how the person at the end of the line is connected to the person at the beginning of the line. That's how Jesus was connected to David, even though Jesus was born a long, long time after David. That's what a family line is like—a long line of people who are related to each other.**

Invite one or two children to show their own family lines using children in the group to represent people in their families. Guide children to represent only one person in each generation. For example, a child might stand in as himself and then hold hands with a second person who represents his mother. His "mother" could hold hands with his "grandfather," and the "grandfather" can hold hands with the "great-grandfather" if that child knows of him.

### Talk With Kids ■■■■

Lead children in this discussion.

Ask:

- **Tell about the very oldest person you're related to.**
- **What do you think about God making a promise that won't happen for hundreds of years?**
- **Explain whether knowing about promises like that helps you trust God with your life.**

Say: **Jesus was born hundreds of years after David was alive. But even so, ► JESUS FULFILLED GOD'S PROMISE. God promised that Jesus would come and save every person who believes in Jesus. God is the only one who can make promises like that—and we can trust him to keep all his promises. We can trust him to take care of us and to love us always.**



# Righteous Branches

## What You'll Do

Say: In Jeremiah 33:15, God told Jeremiah that Jesus would be a righteous branch from the line of David. *Righteous* means that Jesus would always do what is right.


**Raise your hand if you've always done everything right—I mean every single thing. You've never done anything wrong, ever.** Pause. **We're all human, and we've all sinned, but not Jesus. Jesus is the only one who has always done everything right.**

**Let's make something to remind us that Jesus is righteous.** Give each child a paper lunch bag. Show kids how to open their bags and crumple them so the paper becomes wrinkled. Then demonstrate how to roll and twist a bag, starting at the bag's bottom, into a twisted paper branch. Use tape to keep the branches tightly twisted.

Say: **Remember how the Bible said that Jesus would be a righteous branch from David's line? These branches can remind us that God promised that Jesus would be a righteous branch from David's family tree.**

Set out green construction paper, pencils, scissors, and crayons. Show kids how to use the pieces from the "Leaves" stencil to trace two leaves on a sheet of construction paper. Then have kids cut out the leaves. As kids work, punch a hole in each leaf.

Point to the names you wrote on the paper ahead of time, and say: **Jesus was a righteous branch from David's family line.** Have each child write "David" on one leaf and "Jesus" on another leaf. Be ready to help kids write the names on their leaves.



Give each child two green chenille wires. Show kids how to put a chenille wire through the hole on the "David" leaf. Demonstrate how to "knot" one end of the wire behind the hole by bending the end of the wire back on itself. Then wrap the other end of the wire around one end of the branch so the leaf dangles from the branch. Use the other chenille wire to repeat the process with the "Jesus" leaf, attaching that leaf to the other end of the branch.



## Righteous Branches Supplies

- .....
- brown paper lunch bags
- green construction paper
- pencils
- crayons
- several pairs of scissors
- 2 green chenille wires
- per child
- hole punch
- tape
- paper
- Teacher Pack**
- "Leaves" stencil

## Righteous Branches Easy Prep

- .....
- Punch out the leaves from the "Leaves" stencil. Write "Jesus" and "David" in large letters on a sheet of paper, and hang it where everyone can see the names.



### God With Us Supplies

Bible  
2 chairs  
blanket

### God With Us Easy Prep

Set up a screen in a corner of your room by draping a blanket across 2 chairs.

Return the “Leaves” stencil to your Teacher Pack for use in Week 6.

Say: **When you look at your branch at home, remember what God told the prophet Jeremiah. God said that Jesus would be the righteous branch that sprouted from David’s family line. God made a promise, and he kept it!**

► **JESUS FULFILLED GOD’S PROMISE.** Let’s learn today’s Key Verse as a reminder.

## God With Us

### What You’ll Do

Say: **God promised to save his people, and ► JESUS FULFILLED GOD’S PROMISE.**

Open your Bible to Matthew 1:22-23, and show kids the passage. Say: **Our Key Verse for today tells us more about Jesus. It says, “All this took place to fulfill what the Lord had said through the prophet: ‘The virgin will be with child and will give birth to a son, and they will call him Immanuel’—which means, ‘God with us’ ” (Matthew 1:22-23).**

**That means God promised to send a savior, and he did—Jesus is the Savior of the world. And one name they called Jesus was “Immanuel.” Let’s say our Key Verse together.** Lead kids in the adapted verse: **The Lord said through the prophet: They will call him Immanuel (Matthew 1:22-23).** Repeat the verse several times.

Say: **It’s pretty amazing that God told Jeremiah that he’d keep his promise to send Jesus and then did! Our verse says that Immanuel means “God with us.” That means God came down to earth as a human person—and that person was Jesus! I’ll show you what I mean.**

Point to the screen you made ahead of time.

Say: **Before God sent Jesus, it was hard for people to understand what God was really like. People had heard about God, but they had trouble understanding who God really was.**

Choose a child to hide behind the screen.

Say: **Let’s pretend that you had never met [child’s name]. Let’s pretend that I had told you about [child’s name] but you had never met him [or her]. Describe as much as you can about what [child’s name] is wearing.** Allow time.

Say: **You have met [child’s name], so you do know some things. But what if you had never met him [or her]? Tell a partner whether you think you’d feel like you knew [child’s name] if you’d never talked to him [or her].** Allow time.

Have the child come out from behind the screen. Say: **Jesus is God. He’s God in human form. So when he came to earth, it helped the people know God even better. Seeing Jesus, hearing him speak, and watching him do miracles helped**

people know God. Now that we see [child's name], it's easier for us to feel like we know him [or her] and it's easier for us to interact with him [or her].

## Talk With Kids

Lead kids in this discussion.

Ask:

- What's difficult about knowing someone you've never seen?
- Explain whether you feel close to people you don't know.
- What things do you know about Jesus that help you feel close to him?

Say: God wants everyone to know him. So God sent Jesus to earth to help people understand him better. By getting to know Jesus, people could get to know God. That's what our Key Verse means when it calls Jesus "Immanuel"—it means that God is with us. ► **JESUS FULFILLED GOD'S PROMISE.** And even though Jesus isn't living on earth today, when we believe in Jesus, we can be part of God's family.

### 3

## WEAVING FAITH INTO LIFE

## Family Trees



■ **Tips** If kids don't know a person's given name, let them write the name they use to address that person instead (Mommy, Daddy, Grandpa, and so on). The name isn't as important as the idea of a family line.

Also, be sensitive to children in your class who come from blended families. Help them add step- and foster-relatives' names to their trees.

## What You'll Do

Say: **Just as Jesus was part of David's family, we can be part of God's family when we believe in Jesus. Let's make something to show that we want to be part of God's family.**

Show kids the family tree you made, and invite them to inspect it. Point to the different family members as you explain who they are. Then give each child a Lesson 1 My Bible Fun page.

Say: **A family tree is a picture that shows all the people in a person's family. Let's make trees showing your families.**

Have each child print his or her name on the tree where the trunk meets the leaves. Help the children print their parents' names above their own and their grandparents' names above those. Finally, help the children print their brothers' and sisters' names beside



### Family Trees Supplies

My Bible Fun  
paper  
colored pencils

### Family Trees Easy Prep

Tear out the Lesson 1 pages from each My Bible Fun student book. Make a simple family tree showing your parents, grandparents, spouse, brothers, sisters, and children.



theirs. Explain to the kids that if they get married someday, their husbands' or wives' names will go beside their names and their children's names will go below.

After kids complete their family trees, have them form pairs. Let partners explain their family trees to each other, and then invite a few children to show their family trees to the rest of the group.

Say: **Jesus had a family tree, too. God told the prophet Jeremiah that Jesus was coming and would be part of King David's family tree—just like you're part of your family tree! Because ► JESUS FULFILLED GOD'S PROMISE, when we believe in Jesus, we can join God's family tree!** Have kids add Jesus' name to the top of their family trees.

## 4 LASTING IMPRESSIONS

### Daily Challenges

#### Daily Challenges Supplies

My Bible Fun  
pens

#### What You'll Do ■■■■■■

Say: **Let's think about how ► JESUS FULFILLED GOD'S PROMISE.**

Have kids find this week's Daily Challenges in their My Bible Fun pages and choose one to do this week. They can choose one or more of these three options:

- **Carry a rock in your pocket. Every time you feel it inside your pocket, thank God for keeping his promise of sending Jesus.**
- **Read Luke 2:1-20 with an adult, and talk about how Jesus fulfilled God's promise.**
- **Pray and ask God to help you keep your promises each day.**

Make sure you choose a Daily Challenge as well, and tell kids what you chose. Kids will be more inclined to follow through on their commitments when they see you doing the same.

#### Talk With Kids ■■■■

Lead kids in this discussion.

Ask:

- **What's a practical way you're going to do your Daily Challenge? Include a time, a place, and other ideas.**

Say: **We can trust God because he always keeps his promises. Let's remember that ► JESUS FULFILLED GOD'S PROMISE as we follow through on our Daily Challenges.**





## Weaving Faith at Home

Send the letter to parents home with your kids or give it to parents when they pick up their children. This is a great way to show families they're important to your church and to support their role as spiritual leaders to their children.

Encourage kids to talk with their parents about the Daily Challenges they chose and what they learned about how God keeps his promises and how Jesus fulfilled God's promise. Kids can also do the activities in the "HomeConnect" section of their My Bible Fun pages with their families.

Talk to your Director about emailing the FREE FamilyConnect to all your church's families. Available at [group.com/digital](http://group.com/digital).

Take a couple of minutes to pray with your kids, thanking God for always keeping his promises. Allow time for each child to share a way God has kept his promises. Also remind children that God promises to take care of us, and encourage them to share their needs with God. Pray: **God, we know you keep your promises, and we thank you for keeping your promise to send a savior. We want to know you, and we're thankful for Jesus. In Jesus' name, amen.**



### Weaving Faith at Home Supplies

.....  
My Bible Fun

### Weaving Faith at Home Easy Prep

.....  
Tear out the letter to parents from the back of each My Bible Fun student book.





FaithWeaver NOW is for today's Sunday school teachers. It's developed by real Sunday school teachers, examined by real ministry leaders, and tested and approved by thousands of churches so you get great lessons that work with today's families.

*This quarter you'll explore these Bible passages:*


	BIBLE CONTENT/SCRIPTURE	KEY VERSE	BIBLE POINT
WEEK 1	Prophets Foretell Jesus' Coming (Jeremiah 33:14-16)	"All this took place to fulfill what the Lord had said through the prophet: 'The virgin will be with child and will give birth to a son, and they will call him Immanuel'—which means, 'God with us'" (Matthew 1:22-23).	Jesus fulfilled God's promise.
WEEK 2	Zechariah Prophesies About Jesus (Luke 1:68-79)	"For God did not send his Son into the world to condemn the world, but to save the world through him" (John 3:17).	The world needs Jesus.
WEEK 3	John Prepares People for Jesus' Coming (Luke 3:7-18)	"If we confess our sins, he is faithful and just and will forgive us our sins" (1 John 1:9).	Repenting prepares us for Jesus.
WEEK 4	The Son of God Is Born! (Luke 1:26-45; 2:1-20)	"For to us a child is born, to us a son is given, and the government will be on his shoulders. And he will be called Wonderful Counselor, Mighty God, Everlasting Father, Prince of Peace" (Isaiah 9:6).	Celebrate Jesus' birth.
WEEK 5	Jesus Grows Up (Luke 2:39-52)	"I and the Father are one" (John 10:30).	Jesus is special.
WEEK 6	The Word Became Flesh (John 1:1-18)	"Yet to all who received him, to those who believed in his name, he gave the right to become children of God" (John 1:12).	We can be God's children.
WEEK 7	Satan Tempts Jesus (Luke 4:1-13)	"Because he himself suffered when he was tempted, he is able to help those who are being tempted" (Hebrews 2:18).	Jesus helps us resist temptation.
WEEK 8	Jesus Performs His First Miracle (John 2:1-11)	"But these are written that you may believe that Jesus is the Christ, the Son of God, and that by believing you may have life in his name" (John 20:31).	Jesus can do miracles.
WEEK 9	Jesus Teaches in a Synagogue (Luke 4:14-21)	"For the Son of Man came to seek and to save what was lost" (Luke 19:10).	Jesus came for all people.
WEEK 10	Jesus Is Rejected in His Hometown (Luke 4:22-30)	"Love the Lord your God with all your heart and with all your soul and with all your strength" (Deuteronomy 6:5).	Believe in Jesus.
WEEK 11	Moses and Elijah Appear With Jesus (Luke 9:28-36)	"We have seen his glory, the glory of the One and Only, who came from the Father, full of grace and truth" (John 1:14).	Jesus is God's Son.
WEEK 12	Jesus Teaches About Rewards (Luke 6:17-26)	"Set your minds on things above, not on earthly things" (Colossians 3:2).	Jesus blesses people who have faith.
WEEK 13	Jesus Teaches About Loving Enemies (Luke 6:27-38)	"Do to others as you would have them do to you" (Luke 6:31).	Jesus says to treat others as we want to be treated.

**PLUS...**

**Access all these FREE FaithWeaver NOW digital resources at [group.com/digital](http://group.com/digital):**

- **FREE digital copies of Teacher Guides** in PDF format so you can easily download any lesson for your ministry. Sharing lessons with busy volunteers couldn't be easier! *See inside kit for activation code.*
- **A FREE downloadable Director Manual** to help you structure your program for maximum effectiveness.
- **FREE weekly FamilyConnect pages** you can print out or email to parents to help families grow together in faith throughout the week.

**Don't forget...**



**\*Get a colorful, age-appropriate student book for every child! Each week, you'll get...**

- Engaging activities that bring the Bible to life for every child
- Easy faith conversation-starters for kids to take home
- Meaningful at-home activities for families to dig into Scripture

**\*You'll need one per child. Sold separately.**



**THIS IS A SAMPLE**  
**The number of pages is limited.**

Purchase the item for the complete version.

