



# FAITHWEAVER

Weaving faith into today's families **NOW**<sup>®</sup>



**FALL  
SUNDAY SCHOOL**

**GRADES 3&4  
TEACHER GUIDE**

# FAiTHweAVER

Weaving faith into today's families **NOW**®



**FALL**  
**SUNDAY SCHOOL**

**GRADES 3&4**  
**TEACHER GUIDE**

*Group*

## Group resources really work!

This Group resource incorporates our R.E.A.L. approach to ministry. It reinforces a growing friendship with Jesus, encourages long-term learning, and results in life transformation, because it's:



### Relational

Person-to-person interaction enhances spiritual growth and builds Christian friendships.

### Experiential

What we experience through action and discussion sticks with us up to 9 times longer than what we simply hear or read.

### Applicable

The aim of ministry is to equip people to be both hearers and doers of God's Word.

### Lifelong

Experiences transform the heart, moving faith beyond the walls of church and into everyday life for years to come.

## Group

[group.com/sunday-school](http://group.com/sunday-school)

### We know you care about kids...

We do, too!

That's why we attempt to ensure that all crafts, toys, and gizmos meet or exceed national safety standards—and are produced by manufacturers that don't use child labor or abuse their labor force. You can order Group resources knowing that in addition to caring for *your* kids, you're also caring for children elsewhere.

### Let's keep kids safe!

We strive to provide products that are mechanically reliable and hold together during normal, intended usage. Items are also checked for flammability, and both paint and surface coatings are checked for heavy metals—including lead.

You can help your children stay safe by seeing that toys and gizmos are used as designed, for the purposes designed, and that any broken pieces are disposed of promptly and properly. We value your feedback. If you become aware of a problem affecting the safety of any of our products, please inform us immediately.

### FaithWeaver NOW® Bible Curriculum, Grades 3&4, Fall

Copyright © 2001 and 2013 Group Publishing, Inc.

All rights reserved. No part of this book may be reproduced in any manner whatsoever without prior written permission from the publisher, except where noted in the text and in the case of brief quotations embodied in critical articles and reviews. For information, visit [group.com/permissions](http://group.com/permissions).



When you see the OK TO COPY icon, this means permission to photocopy the page from FaithWeaver NOW® Bible Curriculum for Grades 3&4, Fall, is granted for local church use. Copyright © Group Publishing, Inc. [group.com](http://group.com)

### Credits

Contributing Authors: Linda A. Anderson, Jacqui Baker, Melissa G. Cribbs, Lorie A. Erhard, Jan Kershner, Beth Robinson

Editors: Lee Sparks, Ali Thompson, Christine Yount Jones

Copy Editors: Deborah Helmers, Becky Helzer, Andrea Zimmerman

Chief Creative Officer: Joani Schultz

Cover Design and Art Direction: Jeff Spencer

Interior Design Team: Jeff Brunacci, Randy Kady, Rebecca Swain

Cover Photography: © iStockphoto/Rich Vintage Photography

Production Manager: Pam Clifford

All Scripture quotations, unless otherwise indicated, are taken from the Holy Bible, New International Version®, NIV®. Copyright © 1973, 1978, 1984 by Biblica™. Used by permission of Zondervan. All rights reserved worldwide. [www.zondervan.com](http://www.zondervan.com)

ISBN 978-1-4707-6815-7

Printed in the United States of America.



# Contents

Introduction .....	4
<b>The Lessons</b> .....	
<b>Lesson 1: David Becomes King</b> —2 Samuel 5:1-5; Psalm 37 .....	5
<b>Lesson 2: David Is Merciful to Mephibosheth</b> —2 Samuel 9 .....	17
<b>Lesson 3: God Forgives David</b> —2 Samuel 12:1-7; Psalm 51:1-12 .....	27
<b>Lesson 4: Absalom Rebels and Is Defeated</b> —2 Samuel 15:1-12; 17:1-12; 18:1-18.....	37
<b>Lesson 5: Solomon Asks for Wisdom</b> —1 Kings 2:1-4; 3:3-28 .....	49
<b>Lesson 6: Solomon Writes Many Proverbs</b> —1 Kings 4:29-34; Proverbs 1:1-7 .....	61
<b>Lesson 7: Solomon Turns Away From God</b> —1 Kings 11:1-13 .....	71
<b>Lesson 8: The Kingdom Divides</b> —1 Kings 11:28-12:24 .....	81
<b>Lesson 9: Elijah Helps a Widow</b> —1 Kings 17:7-24 .....	91
<b>Lesson 10: Elijah Challenges the Prophets of Baal</b> —1 Kings 18:16-40 .....	101
<b>Lesson 11: God Speaks to Elijah in a Whisper</b> —1 Kings 19:9-18 .....	111
<b>Lesson 12: God Takes Elijah to Heaven</b> —2 Kings 2:1-15 .....	123
<b>Lesson 13: Jehoshaphat Trusts God for Victory</b> —2 Chronicles 20:1-30 .....	135

# The future of Sunday school + family ministry is NOW.



No doubt about it, the world is changing. Families used to go to church every week. Kids used to have longer attention spans. Teachers used to have more time to prepare. And didn't our budgets used to be bigger?

Even the Sunday school Bible curriculum you used just a couple of years ago is already out of date. But there's one thing that's never changed: the need to grow families closer to Jesus.

That's why we created FaithWeaver NOW®, and it's different from anything you've ever seen before!

## **It combines Sunday school with family ministry.** ■■■■

Sure, you've seen Sunday school aimed at families. But FaithWeaver NOW actually hits the target by having everyone in the family learning about the same Scripture each week.

## **It's simpler and easier.** ■■■■

Sometimes change is a wonderful thing. Gone are the days when you needed to spend hours preparing your lessons and hunting for supplies. FaithWeaver NOW will have you and your team ready to go in a snap.

## **It's made for NOW.** ■■■■

Life is complicated and full of distractions. FaithWeaver NOW keeps faith on track through even the most frenzied lifestyles.

## **What makes FaithWeaver NOW the perfect curriculum for TODAY's church?**

- Families learn the same Bible point in age-appropriate ways.
- Kids don't just hear the Word. They experience it.
- Simple and easy lessons fit even the busiest lives.
- Kids see God in their everyday world.
- The Scope & Sequence covers the whole Bible in three years.
- You can customize it however you like, with both print and digital versions.



Create a vibrant family ministry that's new...that's wow...that's NOW. FaithWeaver NOW gives you a fresh strategy for being more successful than ever in bringing families closer to Jesus.

*Thom Schultz Joani Schultz*

Thom and Joani Schultz  
Chairman and Chief Creative Officer  
Group Publishing, Inc.






# David Becomes King

2 Samuel 5:1-5; Psalm 37

Most third- and fourth-graders are learning to be independent and to rely on themselves. Although we want to encourage responsibility in our children, kids must learn to rely on God to get them through tough times. Circumstances in their lives will occur that they can do nothing about, but God will help them through. God sees the whole picture where we see only roadblocks. Help your kids understand that because of our faith, we can rely on God even when things don't seem to go in the right direction.

LESSON	WHAT CHILDREN DO	SUPPLIES	EASY PREP
<b>1</b> Getting Started	<b>Getting There</b> (about 10 min.) Play a game to see if they can overcome obstacles.		
<b>2</b> Bible Exploration	<b>Obstacles Along the Way</b> (about 20 min.) Work with partners to experience how God guided David to become king.	Bibles, blindfold <b>Teacher Pack:</b> paper crown, Bible Timeline	
	<b>Who Do You Rely On?</b> (about 15 min.) Test the strength of different materials.	Bible, 1 bowl per child filled to the top with water, small items that sink in water (such as marbles, pebbles, or coins), paper towels, construction paper, aluminum foil	Be prepared to do this activity where spills won't be a problem.



## ► Bible Point

We can rely on God.

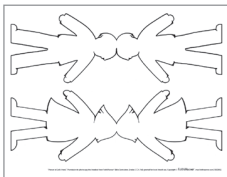
## Key Verse

"God is our refuge and strength, an ever-present help in trouble" (Psalm 46:1).

## Weaving Faith Into Life

Kids will rely on God, who never fails.



LESSON	WHAT CHILDREN DO	SUPPLIES	EASY PREP
<b>3</b> Weaving Faith Into Life	<b>In God's Hand</b> <i>(about 10 min.)</i> Create reminders of how they can rely on God.	CD player, Bible Truth Sleuth, markers, tape, scissors, 1 copy per person of the lyrics page (at the end of this lesson) <b>Teacher Pack:</b> CD: "He's the King" (track 2), "Person in God's Hand" handout 	Tear out the Lesson 1 pages from each Bible Truth Sleuth student book.  Make copies of the "Person in God's Hand" handout, and cut the figures out. You'll need 1 figure of the corresponding gender per child.
<b>4</b> Lasting Impressions	<b>Daily Challenges</b> <i>(about 5 min.)</i> Choose a Daily Challenge to apply God's Word.	Bible Truth Sleuth	
	<b>Weaving Faith at Home</b> <i>(about 2 min.)</i> Talk about how to share what they learned with their families.	Bible Truth Sleuth	Tear out the letter to parents from the back of each Bible Truth Sleuth student book.

# David Becomes King

## 2 Samuel 5:1-5; Psalm 37

BIBLE BACKGROUND  
FOR LEADERS

## David Mourns King Saul

We begin this quarter of Old Testament studies with the anointing of David as king of Israel. Many years earlier, Israel's first king, Saul, had turned from the Lord, and God had selected David to succeed Saul. For years after that, Saul sought to have David killed. However, David had refused to act against Saul or to become king until he was certain of God's timing. He had lived a difficult life, almost as an outlaw. Now Saul was dead; after being wounded in battle, he had taken his own life. In fact, Saul and three of his sons, including David's friend Jonathan, had died in the same battle (1 Samuel 31:1-6). So the door was wide open for David to become king of Israel.

David didn't rejoice when he learned of the deaths. Instead he and all his men mourned and wept the entire day (2 Samuel 1:1-12). David even wrote a song in honor of Saul and Jonathan, which can be found in 2 Samuel 1:19-27. He was truly saddened that their lives had ended as they did.

## Uniting the Kingdom

David was made king of Judah. Israel followed Abner, the commander of Saul's army, who made Ish-Bosheth, a son of Saul, king over Israel (2 Samuel 2:1-9). After years of much fighting, intrigue, and bloodshed, Ish-Bosheth was murdered, and the leaders of Israel came to David to make him king over them.

## David Leads Israel

David was 37 when he became king over all Israel. He had first been anointed to succeed Saul many years earlier, while still in his teens. After his long, patient wait, David was able to lead Israel to great prosperity, fend off the Philistines, and expand the boundaries of Israel during his reign. David wasn't perfect, but as

he relied on God, God rewarded him and Israel with prosperity.

David wrote Psalm 37, which describes his trust in God even when he was surrounded by enemies. In this psalm, David says to “delight yourself in the Lord and he will give you the desires of your heart” (Psalm 37:4). This could have been the theme of David’s life.

## The Jesus Connection

Through Jesus, God showed us how to take every step of life relying on him. Because of Jesus' courage, we can believe that trusting God will always be worth it!

What past experience has God used to teach you how to rely on him?

God has a wonderful way of not letting teachable moments in our lives go to waste. What is God using to teach you right now?

Ask God for wisdom to see and strength to move forward with faith, knowing that he'll always have everything you need. You can write your prayer here.

This image shows a single sheet of white paper with horizontal blue or grey ruling lines. The lines are evenly spaced and run across the width of the page. There are approximately 20 lines visible. The paper has a slight shadow on the right side, suggesting it's resting on a surface.





# 1 GETTING STARTED

# Getting There

## What You'll Do

Welcome kids warmly as they arrive, and ask them how their week went.

Have kids form two groups. The first group will form a line and link arms. This group will try to act as a roadblock to keep the other group from crossing the room. Members of the second group will individually try to go from one side of the room to the other. Try this game a couple of times, and then have the groups switch roles.

After the groups have switched roles and played again, have them play once more. But this time, add a new rule. The first group members, who have their arms linked, cannot touch or be touched by you, the teacher. Move around, and try to keep the linked group members to one side of the room so that the other group has plenty of room to get by them. Switch roles, and again keep the linked group from blocking the path of the other group.

## Talk With Kids

Ask:

- **Why was it easier to cross the room when I was part of the game?**
- **When have you ever wanted to get something done and it seemed like things blocked your way?**
- **What or who do you rely on to help you through frustrating times?**

**Say: Today we'll learn that David had some very big problems in his life that blocked his way, too. We'll also talk about why ► WE CAN RELY ON GOD, even when things happen that seem to block our paths.**

## 2 BIBLE EXPLORATION

## Obstacles Along the Way

## What You'll Do

Show kids the “David Becomes King” panel of the Bible Timeline. Have a willing child read aloud 2 Samuel 5:1-5 to the group.

## Obstacles Along the Way

## Bibles

blindfold

## Teacher Pack

paper crown

## Bible Timeline





Say: **In these verses, we learn that David was 30 years old when he became king. He was king over Judah for seven years and six months, and in Jerusalem, he reigned over all Israel and Judah for 33 years.**

**But the path to the throne was anything but easy. There were many obstacles in the way of David becoming king and wearing his crown. Today, we'll see how David—and others—relied on God to guide him through all his troubles to lift him up and finally make him king of all Israel and Judah.**

**Let's look back to when the Bible first introduces David. God had used Samuel the prophet to choose Saul as the first king of Israel. But Saul had turned away from God. So Saul had become an obstacle along the way. God told Samuel to go to Jesse's home to see the one God had chosen to replace Saul. Let's find out what happened.**

Ask someone to read aloud 1 Samuel 16:1-5.

Say: **Samuel's obstacle was that he feared for his own life—if Saul knew what was going on, he might try to have Samuel killed. But God had a plan to help Samuel, and Samuel followed it.**

**For the next obstacle, I need some helpers to join me here and be Jesse's sons.**

Allow as many as want to join you to do so. You need at least four kids.

Read 1 Samuel 16:6-13 one verse at a time. When you come to one of Jesse's named sons, go to the tallest of your helpers and make a big deal over him or her, but excuse the child and let him or her sit down. Go through the verses until all the kids except one have returned to their seats. When you get to the last child standing, make a big deal over him or her as if he or she were the young David first seen by Samuel.

Say: **After Samuel's obstacle of not knowing exactly who God had chosen, David himself experienced year after year of obstacles along the way to becoming king. Some of the obstacles David faced were: He was a just young shepherd, Saul was already king of Israel, and Saul ended up hating David.**

Hold up the paper crown for kids to see.

Say: **This crown represents being a king. Each of you will get to wear this crown, but like David, you must go through some obstacles to get it. You must also rely on a partner to help you, because you'll be blindfolded.**

Have kids form pairs. Select one pair to be the first to try to get the crown. Then have the rest of the group create a human obstacle course. Some suggestions you may want to give to kids include the following:

- **Get down on all fours, and make the person step over you.**
- **Form a "tunnel" with several other kids by kneeling and creating an arch with your arms, and make the person crawl through.**
- **Stand with your legs apart, and make the person crawl through.**





Have one child in the first pair put on the blindfold. Then have the other child guide the blindfolded child through the obstacle course. When the pair reaches the end, have the child remove the blindfold and put on the crown. Then the “King” will decree one simple instruction for the rest of the group to follow. The King might suggest kids run in place for 10 seconds, do three jumping jacks, or sing a silly song. Have partners switch roles. Have the rest of the group members slightly change their positions in the human obstacle course and then repeat the activity. Do this until everyone who wants to be King has had an opportunity.

### Talk With Kids ■■■■

Ask:

- What was it like to have obstacles on your way to being the King?
- How were your obstacles like or unlike David’s and Samuel’s?
- How did your guide help you get through the obstacle course, and how did you rely on that guidance?
- How does God help guide you, and how do you show you rely on God?

Say: **David relied on God to make him king. David’s path to the crown of all Israel was very hard and very long. Many troubles and hard times arose—when David probably couldn’t see how he’d ever be king. But God sees things from a different perspective. God knew exactly how to guide David to become king. David knew he could rely on God because God can guide us through all the troubles in our lives.**

Just as you had to rely on your partner to help you through our human obstacle course, David had to rely on God to guide him. And just as David did, ► **WE CAN RELY ON GOD** to guide us through all the troubles in our lives.

### Who Do You Rely On? Supplies

Bible

1 bowl per child filled to the top with water  
small items that sink in water (such as marbles, pebbles, or coins)

toilet paper  
construction paper  
aluminum foil

### Who Do You Rely On? Easy Prep

Be prepared to do this activity where spills won’t be a problem.

## Who Do You Rely On?

### What You’ll Do ■■■■

Have a willing child read Psalm 46:1: “God is our refuge and strength, an ever-present help in trouble.”

Direct kids to the bowls of water. Give a few small items to each person, and direct them to place a toilet-paper strip on top of the bowl, resting in the water.

Say: **I want you to think of some troubles you or someone you know might face. The small items you hold will represent those problems. We’re going to see who we can rely on to help us with all these problems.**

**Pretend the toilet paper in the bowl is like trying to rely on yourself to help you out of all your troubles. As you think of a problem, get ready to place your small items on the toilet paper.**



Ask:

- **Do you think the toilet paper will hold the small items up? Why or why not?**

Allow kids time to think and then to place their small items on top of the toilet paper. Ask kids to try to lift the toilet paper with the small items on it.

Ask:

- **How is relying on ourselves to lift us out of our problems like trying to lift the small items with the toilet paper?**

Have kids remove the toilet paper from the bowls. Now have kids each place a piece of construction paper in their bowl of water.

Say: **Now pretend that the construction paper is like trying to rely on your friends to help you out of all your problems.**

Have kids place the small items on top of the piece of construction paper.

Ask:

- **Do you think we can lift the construction paper with our troubles on it? Why or why not?**
- **How is relying on our friends to lift us out of our problems like trying to lift the small items with the construction paper?**

Have kids remove the construction paper from the bowls. Now have kids each place the small items into a piece of aluminum foil, and then set the foil in the bowl with the water covering it. They may want to bend in the sides to create more of a bowl shape.

Say: **Now pretend that the aluminum foil is like trying to have God lift you out of all your problems.**

Ask:

- **Do you think we can lift the foil with our small items on it? Why or why not?**

Have kids lift the aluminum foil up and out of the water. Remove the bowls of water, toilet paper, construction paper, and foil.

## Talk With Kids ■ ■ ■ ■

Ask:

- **In what ways is God like our aluminum foil?**
- **How can relying on other people and things let us down, the way the toilet paper and construction paper did?**
- **When faced with problems and messes, how do we know what to rely on?**





### In God's Hand Supplies

CD player  
Bible Truth Sleuth  
markers  
tape  
1 copy per person of the  
lyrics page (at the end  
of this lesson)  
**Teacher Pack**  
CD: "He's the King"  
(track 2)  
"Person in God's Hand"  
handout

### In God's Hand Easy Prep

Tear out the Lesson 1  
pages from each Bible  
Truth Sleuth student  
book.

Make copies of the  
"Person in God's Hand"  
handout, and cut the  
figures out. You'll  
need 1 figure of the  
corresponding gender  
per child.

Say: **Relying on God to lift us out of our troubles and to guide us is better than relying on ourselves, our friends, or anything else. He's the only one who's strong enough to stand up to any challenge. David relied on God through all the obstacles that stood in the way of his becoming king. Let's remember that ► WE CAN RELY ON GOD to guide us through all our troubles. Our Key Verse reminds us of that, too! It says, "God is our refuge and strength, an ever-present help in trouble" (Psalm 46:1). Just like our aluminum foil provided strength for our items, God is our strength and will lift us up when we face problems. Let's repeat the Key Verse together.**

Lead kids in repeating the Key Verse a few times, and then close the activity in prayer, thanking God for strength in times of trouble.

## 3 WEAVING FAITH INTO LIFE

### In God's Hand

#### What You'll Do ■■■■■■

Say: **We've been learning about how David relied on God through troubles. Let's read some words he wrote about that.** Read Psalm 37:39-40 aloud to the kids.

Distribute the "Person in God's Hand" copies, giving each girl a girl figure and each boy a boy figure. Have kids color the figures to look like themselves. Then have kids think of problems that they or their families are facing. Have each child quietly write these on one side of the figure.

Play "He's the King" (track 2 on the CD) as kids work. When the song is over,

Say: **God knows what each of our problems is, and wants to help us with them.**

► **WE CAN RELY ON GOD to take the problems we just wrote about and turn them into good things.**

Have kids fold the figures so they stand up. Hand out the Bible Truth Sleuth pages, and direct kids' attention to the "In God's Hand" activity.

Have kids each tape their figure to the picture of God's hand on the Bible Truth Sleuth.

After kids have finished, say: **Let's sing "He's the King" as worship to God and as a prayer of thanks to him because he holds us in his hand and lifts us out of all our problems.** Pass out copies of the lyrics.



Let's sing about the Lord,  
The greatness of our God,  
For he's the King of everything.  
We're wild about his love  
And all that he has done,  
For he's the King of everything.

I know God; I talk about him every single day.  
I pray to him at all times; he's the only way.  
I love him! He loves me no matter where I go,  
And everything I do will be for God and God alone.

*(Repeat from the beginning.)*

Let's sing about the Lord,  
The greatness of our God,  
For he's the King of everything.  
We're wild about his love  
And all that he has done,  
For he's the King of everything.

Let's sing about the Lord,  
The greatness of our God,  
For he's the King of everything.  
We're wild about his love  
And all that he has done,  
For he's the King of everything.

For he's the King of everything.  
For he's the King of everything.

"He's the King" by Jay Stocker and Ben Glover. © 2005 Group Publishing, Inc. All rights reserved.

When the song is over,

Ask:

- What does it mean to place your problems in God's hand?
- If God is a king, what can he do with your problems?

Say: **Everyone has troubles. When we feel overwhelmed by problems, we can go to God for refuge. David encountered one trouble after another on his way to becoming king. And once he was king, he faced battle after battle. But even as his problems kept coming, David knew ► WE CAN RELY ON GOD.**





### Daily Challenges Supplies

Bible Truth Sleuth

### Weaving Faith at Home Supplies

Bible Truth Sleuth

### Weaving Faith at Home Easy Prep

Tear out the letter to  
parents from the back  
of each Bible Truth  
Sleuth student book.

## 4 LASTING IMPRESSIONS

### Daily Challenges

#### What You'll Do

Say: **Let's think about how ► WE CAN RELY ON GOD this week.**

Direct kids to find this week's Daily Challenges on their Bible Truth Sleuth pages. Read these Daily Challenges aloud, and ask kids to choose one that they'll commit to this week. They can choose one or more of these three options:

- **Have a sleepover at your house, and teach your friends the Key Verse.**
- **Each night before you go to bed, thank God for taking care of you that day.**
- **Each morning tell your parents that you trust God to take care of your family that day.**

Make sure you choose a Daily Challenge as well, and share your decision with kids. Kids will be more inclined to follow through on their commitments when they see you doing the same.

#### Talk With Kids

Ask:

- **What's a practical way you're going to do your Daily Challenge? Share a time, a place, or other ideas.**

Say: **► WE CAN RELY ON GOD the way David did. As we grow closer to God and rely on him alone, God makes our lives something very special. Let's rely on God by following through with our Daily Challenges this week.**

### Weaving Faith at Home

Send the parent letters home with your kids or give them to parents when they pick up their children. This is a great way to show families they're important to your church and to support their role as spiritual leaders to their children.

Encourage kids to talk with their parents about the Daily Challenges they chose and what they learned about relying on God. Also encourage kids to do the activities on the "HomeConnect" section of their Bible Truth Sleuth pages with their families.

Talk to your Director about e-mailing the FREE FamilyConnect to all your church's families. Available at [group.com/digital](http://group.com/digital).

End the lesson with a prayer, asking for help to remember that we can rely on God to guide us through all our troubles.

## He's the King

Let's sing about the Lord,  
The greatness of our God,  
For he's the King of everything.  
We're wild about his love  
And all that he has done,  
For he's the King of everything.

I know God; I talk about him every single day.  
I pray to him at all times; he's the only way.  
I love him! He loves me no matter where I go,  
And everything I do will be for God and God alone.

*(Repeat from the beginning.)*

Let's sing about the Lord,  
The greatness of our God,  
For he's the King of everything.  
We're wild about his love  
And all that he has done,  
For he's the King of everything.

Let's sing about the Lord,  
The greatness of our God,  
For he's the King of everything.  
We're wild about his love  
And all that he has done,  
For he's the King of everything.

For he's the King of everything.  
For he's the King of everything.

"He's the King" by Jay Stocker and Ben Glover. © 2005 Group Publishing, Inc. All rights reserved.



**OK**  
TO COPY



FaithWeaver NOW is for today's Sunday school teachers. It's developed by real Sunday school teachers, examined by real ministry leaders, and tested and approved by thousands of churches so you get great lessons that work with today's families.

*This quarter you'll explore these Bible passages:*


	BIBLE CONTENT/SCRIPTURE	KEY VERSE	BIBLE POINT
WEEK 1	David Becomes King (2 Samuel 5:1-5; Psalm 37)	"God is our refuge and strength, an ever-present help in trouble" (Psalm 46:1).	We can rely on God.
WEEK 2	David Is Merciful to Mephibosheth (2 Samuel 9)	"Be devoted to one another in brotherly love. Honor one another above yourselves" (Romans 12:10).	Being kind honors God and others.
WEEK 3	God Forgives David (2 Samuel 12:1-7; Psalm 51:1-12)	"If we confess our sins, he is faithful and just and will forgive us our sins and purify us from all unrighteousness" (1 John 1:9).	God wants us to repent when we sin.
WEEK 4	Absalom Rebels and Is Defeated (2 Samuel 15:1-12; 17:1-12; 18:1-18)	"He has showed you, O man, what is good. And what does the Lord require of you? To act justly and to love mercy and to walk humbly with your God" (Micah 6:8).	A self-centered attitude hurts God and others.
WEEK 5	Solomon Asks for Wisdom (1 Kings 2:1-4; 3:3-28)	"If any of you lacks wisdom, he should ask God, who gives generously to all without finding fault, and it will be given to him" (James 1:5).	God gives us wisdom.
WEEK 6	Solomon Writes Many Proverbs (1 Kings 4:29-34; Proverbs 1:1-7)	"The fear of the Lord is the beginning of wisdom, and knowledge of the Holy One is understanding" (Proverbs 9:10).	We become wise by following God's Word.
WEEK 7	Solomon Turns Away From God (1 Kings 11:1-13)	"Trust in the Lord with all your heart and lean not on your own understanding; in all your ways acknowledge him, and he will make your paths straight" (Proverbs 3:5-6).	Be devoted to God.
WEEK 8	The Kingdom Divides (1 Kings 11:28-12:24)	"If my people, who are called by my name, will humble themselves and pray and seek my face and turn from their wicked ways, then will I hear from heaven and will forgive their sin and will heal their land" (2 Chronicles 7:14).	Choose to follow God.
WEEK 9	Elijah Helps a Widow (1 Kings 17:7-24)	"So do not worry, saying, 'What shall we eat?' or 'What shall we drink?' or 'What shall we wear?' ... But seek first his kingdom and his righteousness, and all these things will be given to you as well" (Matthew 6:31, 33).	Trust God completely.
WEEK 10	Elijah Challenges the Prophets of Baal (1 Kings 18:16-40)	"I am the Lord your God, who brought you out of Egypt, out of the land of slavery. You shall have no other gods before me" (Exodus 20:2-3).	Choose to serve God.
WEEK 11	God Speaks to Elijah in a Whisper (1 Kings 19:9-18)	"So do not fear, for I am with you; do not be dismayed, for I am your God. I will strengthen you and help you; I will uphold you with my righteous right hand" (Isaiah 41:10).	When we feel alone, God is with us.
WEEK 12	God Takes Elijah to Heaven (2 Kings 2:1-15)	"So whether you eat or drink or whatever you do, do it all for the glory of God" (1 Corinthians 10:31).	God wants us to be faithful.
WEEK 13	Jehoshaphat Trusts God for Victory (2 Chronicles 20:1-30)	"Cast all your anxiety on him because he cares for you" (1 Peter 5:7).	God helps us with our problems.

**PLUS...**

**Access all these FREE FaithWeaver NOW digital resources at [group.com/digital](http://group.com/digital):**

- **FREE digital copies of Teacher Guides** in PDF format so you can easily download any lesson for your ministry. Sharing lessons with busy volunteers couldn't be easier! *Look inside kit box for activation code.*
- **A FREE downloadable Director Manual** to help you structure your program for maximum effectiveness.
- **FREE weekly FamilyConnect pages** you can print out or email to parents to help families grow together in faith throughout the week.

**Don't forget...**



**\*Get a colorful, age-appropriate student book for every child! Each week, you'll get...**

- Engaging activities that bring the Bible to life for every child
- Easy faith conversation-starters for kids to take home
- Meaningful at-home activities for families to dig into Scripture

**\*You'll need one per child. Sold separately.**



**THIS IS A SAMPLE**  
**The number of pages is limited.**

Purchase the item for the complete version.

