



FAITHWEAVER

Weaving faith into today's families

NOW[®]



**SPRING
SUNDAY SCHOOL**

**GRADES 3 & 4
TEACHER GUIDE**

Group

FAITHWEAVER

Weaving faith into today's families **NOW**[®]



**SPRING
SUNDAY SCHOOL**

**GRADES 3&4
TEACHER GUIDE**



YOUR ACTIVATION CODE IS NOW LOCATED INSIDE THE TEACHER PACK!

Group resources really work!

This Group resource incorporates our R.E.A.L. approach to ministry. It reinforces a growing friendship with Jesus, encourages long-term learning, and results in life transformation, because it's



Relational

Learner-to-learner interaction enhances learning and builds Christian friendships.

Experiential

What learners experience through discussion and action sticks with them up to 9 times longer than what they simply hear or read.

Applicable

The aim of Christian education is to equip learners to be both hearers and doers of God's Word.

Learner-based

Learners understand and retain more when the learning process takes into consideration how they learn best.

Group

group.com/sunday-school

We know you care about kids...

We do, too!

That's why we attempt to ensure that all crafts, toys, and gizmos meet or exceed national safety standards—and are produced by manufacturers that don't use child labor or abuse their labor force. You can order Group resources knowing that in addition to caring for *your* kids, you're also caring for children elsewhere.

Let's keep kids safe!

We strive to provide products that are mechanically reliable and hold together during normal, intended usage. Items are also checked for flammability, and both paint and surface coatings are checked for heavy metals—including lead.

You can help your children stay safe by seeing that toys and gizmos are used as designed, for the purposes designed, and that any broken pieces are disposed of promptly and properly. We value your feedback. If you become aware of a problem affecting the safety of any of our products, please inform us immediately.

FaithWeaver NOW® Bible Curriculum, Grades 3 & 4, Spring

Copyright © 2000 and 2015 Group Publishing, Inc.

All rights reserved. No part of this book may be reproduced in any manner whatsoever without prior written permission from the publisher, except where noted in the text and in the case of brief quotations embodied in critical articles and reviews. For information, visit group.com/permissions.



When you see the OK TO COPY icon, this means permission to photocopy the page from FaithWeaver NOW® Bible Curriculum for Grades 3 & 4, Spring, is granted for local church use. Copyright © Group Publishing, Inc. group.com

Credits

Contributing Authors: Laurie Castañeda, Michelle R. Hicks, Jan Kershner, Jim Kochenburger, Bonnie Temple

Editors: Erica L. Feucht, Scott Firestone IV, Jennifer Hooks, Stephanie Martin, Jessica Sausto, Ali Thompson, Christine Yount Jones

Copy Editors: Lyndsay Gerwing, Deborah Helmers, Becky Helzer, Andrea Zimmerman

Chief Creative Officer: Joani Schultz

Cover Design and Art Direction: Jeff Spencer

Interior Design Team: Jared Bigham, Jeff Brunacci, Kate Elvin, Suzi Jensen, Randy Kady, Rebecca Swain


Illustrators: Alan Flinn

Cover Photography: © iStockphoto.com/Rich Vintage Photography

All Scripture quotations, unless otherwise indicated, are taken from the Holy Bible, New International Version®, NIV®. Copyright © 1973, 1978, 1984 by Biblica, Inc.™ Used by permission of Zondervan. All rights reserved worldwide. www.zondervan.com

ISBN 978-1-4707-6293-3

Printed in the United States of America.



Contents

Introduction..... 4

The Lessons

Lesson 1: Jesus Teaches About Commitment—Mark 8:31-38 5

Lesson 2: Jesus Clears Merchants From the Temple—John 2:13-22 15

Lesson 3: Jesus Explains Why God Sent Him—John 3:12-21 25

Lesson 4: Jesus Notices a Widow’s Giving—Mark 12:41-44 35

*** Lesson 5: People Rejoice as Jesus Enters Jerusalem—Mark 11:1-11 45**

*** Lesson 6: Jesus Is Alive!—Mark 16:1-8 57**

Lesson 7: Jesus Appears to His Disciples—John 20:19-31 67

Lesson 8: Paul Teaches About Spiritual Gifts—1 Corinthians 12:4-27 75

Lesson 9: Peter Tells the Sanhedrin About Jesus—Acts 4:5-14 89

Lesson 10: Philip Tells the Ethiopian About Jesus—Acts 8:26-40 99

Lesson 11: Peter Visits Cornelius—Acts 10:1-44 111

Lesson 12: Barnabas Encourages Christians in Antioch—Acts 11:19-26 123

Lesson 13: Jesus Sends Power From God—Acts 2:1-21 133

* We recommend starting the quarter so that Lessons 5 and 6 align with the dates of Palm Sunday and Easter Sunday. Visit the Digital Download Center for a suggested schedule.

The future of Sunday school + family ministry is NOW.



No doubt about it, the world is changing. Families used to go to church every week. Kids used to have longer attention spans. Teachers used to have more time to prepare. And didn't our budgets used to be bigger?

Even the Sunday school Bible curriculum you used just a couple of years ago is already out of date. But there's one thing that's never changed: the need to grow families closer to Jesus.

That's why we created FaithWeaver NOW®, and it's different from anything you've ever seen before!

It combines Sunday school with family ministry. ■■■■

Sure, you've seen Sunday school aimed at families. But FaithWeaver NOW actually hits the target by having everyone in the family learning about the same Scripture each week.

It's simpler and easier. ■■■■

Sometimes change is a wonderful thing. Gone are the days when you needed to spend hours preparing your lessons and hunting for supplies. FaithWeaver NOW will have you and your team ready to go in a snap.

It's made for NOW. ■■■■

Life is complicated and full of distractions. FaithWeaver NOW keeps faith on track through even the most frenzied lifestyles.

What makes FaithWeaver NOW the perfect curriculum for TODAY's church?


- Families learn the same Bible passage in age-appropriate ways.
- Kids don't just hear the Word. They experience it.
- Simple and easy lessons fit even the busiest lives.
- Kids see God in their everyday world.
- The Scope & Sequence goes through the Bible every three years.
- You can customize it however you like, with both print and digital versions.



Create a vibrant family ministry that's new...that's wow...that's NOW. FaithWeaver NOW gives you a fresh strategy for being more successful than ever in bringing families closer to Jesus.

Thom Schultz Joani Schultz

Thom and Joani Schultz
Chairman and Chief Creative Officer
Group Publishing, Inc.




Jesus Teaches About Commitment

Mark 8:31-38

Socially, third- and fourth-graders are eager to be part of a group. Being accepted makes them feel successful and secure, and they may be tempted to stretch their ethics a little to accomplish that goal. Help them see that cliques may come and go, but Jesus is the truest friend they'll ever have. Use this lesson to show kids that following Jesus means putting him first in their lives and that the result will be everlasting security.



► **Bible Point**
Commit to follow Jesus.

LESSON	WHAT CHILDREN DO	SUPPLIES	EASY PREP
1 Getting Started	Mirror Motions <i>(about 10 min.)</i> Pair up to imitate each other's motions.		
2 Bible Exploration	Go With Jesus! <i>(about 15 min.)</i> Examine what things are important to them and what they need to follow Jesus.	Bibles, CD player, Bible Truth Sleuth, pens, several pairs of scissors Teacher Pack: CD, "Door to Heaven" sheet 	Tear out the Lesson 1 pages from each Bible Truth Sleuth student book.
	Key Verse Groups <i>(about 15 min.)</i> Break into groups to explore the Key Verse in a different way.	Bibles, CD player, poster board, markers, pens, paper, copies of the lyrics page (at the end of this lesson) Teacher Pack: CD	


Key Verse
"I am not ashamed of the gospel, because it is the power of God for the salvation of everyone who believes: first for the Jew, then for the Gentile" (Romans 1:16).

Weaving Faith Into Life
Children will take a step to sacrifice something to spend time with Jesus.

Bold text within the lesson is spoken text.





LESSON	WHAT CHILDREN DO	SUPPLIES	EASY PREP
<p>3</p> <p>Weaving Faith Into Life</p>	<p>Committed to Jesus <i>(about 20 min.)</i> Role-play situations in which they can be committed to Jesus.</p>	<p>pens, paper</p> <p>Teacher Pack: “Don’t Be Ashamed” cards</p> 	
<p>4</p> <p>Lasting Impressions</p>	<p>Daily Challenges <i>(about 5 min.)</i> Choose a Daily Challenge to apply God’s Word.</p>	Bible Truth Sleuth, pens	
	<p>Weaving Faith at Home <i>(about 2 min.)</i> Talk about how to share what they learned with their families.</p>	Bible Truth Sleuth	Tear out the letter to parents from the back of each Bible Truth Sleuth student book.

***Bold text** within the lesson is spoken text.*





1 GETTING STARTED

Mirror Motions

What You'll Do ■■■■■■

Welcome kids warmly as they arrive, and ask them how their week went.

Have kids find partners, and have them choose one person to be the Motion Maker and one to be the Imitator. The Motion Maker will pantomime motions, and the Imitator must try to copy him or her. Have kids do this four times. The first time, the original mimes can give verbal clues to their partners to help them know what to do. They could say, "Now we'll brush our teeth" or "Now let's comb our hair." Then have kids switch roles. After both have been the Motion Maker and have used verbal clues, have the pairs mirror their partners' motions without verbal cues.

Talk With Kids ■■■■

Lead kids in this discussion.

Ask:

- What was it like to try to follow the motions of your partner?
- Tell about someone you like to try to imitate.
- How was following your partner's motions like or unlike following Jesus?

Say: **You did a great job following your partner. The Bible tells us to follow Jesus and not be ashamed. So this week we'll learn how to ► COMMIT TO FOLLOW JESUS.**

.....

2 BIBLE EXPLORATION

Go With Jesus!

What You'll Do ■■■■■■

Make sure kids all have Bibles, and ask a willing child to read aloud Mark 8:31-38. Then distribute pens and this week's Bible Truth Sleuth pages, and have kids turn to the "Take Up Your Cross" activity.

Say: **On your Bible Truth Sleuth page, there are two keys. On the bottom key, write down several things that you want, need, hope to get, or think are cool.**

Encourage kids to write on both sides of the key. As kids write, punch out the key shape from the "Door to Heaven" sheet. Set it aside for later.

Go With Jesus! Supplies

.....


Bibles
CD player
Bible Truth Sleuth
pens
several pairs of scissors
Teacher Pack
CD: " 'Tis So Sweet to
Trust in Jesus" (track 2)
"Door to Heaven" sheet

Go With Jesus! Easy Prep

.....

Tear out the Lesson 1
pages from each Bible
Truth Sleuth student
book.





Ask:

- What are some things you listed on your key?
- Why are those things important to you?

Say: Jesus tells us in our Bible passage that following him takes commitment. Jesus said, “If anyone would come after me, he must deny himself and take up his cross and follow me.” Jesus also asked, “What good is it for a man to gain the whole world, yet forfeit (or give up) his soul?”

Ask:

- What does it mean to deny ourselves?
- How does denying ourselves show that we’re committed to Jesus?
- What does it take to follow Jesus?
- What are some things that are important to God?

Say: **Now on the top key, write things that God likes and values. When you’re done, cut out the two keys.**

Play “ ’Tis So Sweet to Trust in Jesus” (track 2 on the CD) while the kids cut. Have them cut out each key very carefully so that the correct key will fit into the opening of the “Door to Heaven” sheet.

Have kids try to fit their world keys into the keyhole of the “Door to Heaven” sheet. They’ll quickly notice that the key will not fit.

Say: **Let’s get rid of those keys.** Have kids bring their world keys and lay them in a pile. **When we deny ourselves, take up our crosses, and follow Jesus the way Jesus said in the Bible, that means we’re choosing to focus on Jesus and put him first in our lives.**

We can’t allow our things to be more important than Jesus. Holding on to them makes it difficult to follow Jesus, and if we don’t follow Jesus, we won’t be able to open the door to heaven. Jesus is the only way to open that door. So let’s pick up the other key and see if that one fits.

Let all kids try their keys before you continue.

Talk With Kids ■■■■

Lead kids in this discussion.

Ask:

- How does focusing on Jesus open the door to heaven?
- How are God’s priorities different from ours?
- What kinds of things might you have to give up to follow Jesus?

Say: **Following Jesus takes commitment. And when we’re willing to lay down our things that seem important and take up the cross, we take the first step in doing our part to ► COMMIT TO FOLLOW JESUS. That doesn’t mean that God will never give you the things you like or want. It means that Jesus needs to be more important to you than those things. Let’s see what our Key Verse says about following Jesus.**





Key Verse Groups Supplies

.....

Bibles
CD player
poster board
markers
pens
paper
copies of the lyrics page
(at the end of this
lesson)

Teacher Pack
CD: “ ’Tis So Sweet to
Trust in Jesus” (track 2)

Key Verse Groups

What You'll Do ■■■■■■

Have kids get into four groups, and give each group a Bible. To ensure kids have fun in their groups, you may want to place kids who like music in Group 1, kids who like to draw in Group 2, kids who like drama in Group 3, and kids who are problem solvers in Group 4. If you aren't sure which kids to put into which group, just ask them what their interests are.

Have kids open their Bibles to the Key Verse, Romans 1:16, and ask for a child in each group to read the verse aloud quietly to the group: “I am not ashamed of the gospel, because it is the power of God for the salvation of everyone who believes: first for the Jew, then for the Gentile.”

Say: **Following Jesus takes commitment. We might have to give something up, make choices that are hard to make, or do some things we don't feel like we're ready to do. But the Bible tells us to not be ashamed of the gospel. That means we can take those steps to ► COMMIT TO FOLLOW JESUS.**

Each group is going to give us a new spin on the Key Verse. Group 1 will turn the verse into a song; Group 2 will make a poster; Group 3 will mime the verse; and Group 4 will make a list of ways they can show they're not ashamed of the gospel.

Quietly play “ ’Tis So Sweet to Trust in Jesus” (track 2 on the CD) while kids work. When they've finished, have groups take turns reading the original Key Verse and then sharing their new interpretations of the verse.

Talk With Kids ■■■■

Lead kids in this discussion.


Ask:

- **What do you think being “not ashamed of the gospel” means?**
- **Tell about a time you were not ashamed of the gospel.**
- **How does being “not ashamed of the gospel” show your commitment to Jesus?**

Say: **As we ► COMMIT TO FOLLOW JESUS, he wants us to trust him—even though he's told us it will be hard and will take some sacrifices. Let's sing a song as a commitment of trust to Jesus.**

Pass out copies of the lyrics, and play “ ’Tis So Sweet to Trust in Jesus” (track 2 on the CD). Lead the children in singing the song.

♪ 'Tis so sweet to trust in Jesus,
Just to take him at his word,
Just to rest upon his promise,
Just to know, “Thus saith the Lord.”



(Chorus)

**Jesus, Jesus, how I trust him!
How I've proved him o'er and o'er!
Jesus, Jesus, precious Jesus!
O, for grace to trust him more!**

**I'm so glad I learned to trust him,
Precious Jesus, Savior, friend.
And I know that he is with me;
He'll be with me to the end.**

(Repeat chorus.)

" 'Tis So Sweet to Trust in Jesus" by Louisa M.R. Stead.



3 WEAVING FAITH INTO LIFE

Committed to Jesus

What You'll Do ■■■■■■

Say: **Let's do some role-plays about kids facing difficult situations. We'll look at ways they can show they're not ashamed of Jesus.**

Have kids form three groups, and give each group paper, a pen, and a "Don't Be Ashamed" card. Have groups appoint one person to write answers to the questions found on their cards, and then ask the groups to read the scenarios on their cards and answer the two questions that follow. Encourage kids to be as thorough in their responses as possible. After groups have written responses to their questions, have them work for a few minutes to prepare their role-plays. When the groups are ready, have them perform their role-plays.

After all the groups have presented their role-plays, gather the children and have them sit down.

Talk With Kids ■■■■

Lead kids in this discussion.

Ask:

- Which of these scenarios did you think was most difficult? Why?
- When have you had a similar experience?
- In these situations, what did it take to follow Jesus?
- How can you show a full commitment to following Jesus?

Committed to Jesus Supplies

- pens
- paper
- Teacher Pack**
- "Don't Be Ashamed"
- cards





Daily Challenges Supplies

Bible Truth Sleuth
pens

Weaving Faith at Home Supplies

Bible Truth Sleuth

Weaving Faith at Home Easy Prep

Tear out the letter to
parents from the back
of each Bible Truth
Sleuth student book.

Say: **Sometimes following Jesus means giving up something else we want. That's what Jesus meant when he said we need to deny ourselves. Following Jesus, even when it's hard, takes commitment. Let's look at some ways we can ► COMMIT TO FOLLOW JESUS.**

4 LASTING IMPRESSIONS

Daily Challenges

What You'll Do ■■■■■■

Say: **Let's think about how we can ► COMMIT TO FOLLOW JESUS this week.**

Have kids find this week's Daily Challenges on their Bible Truth Sleuth pages and choose one to do this week. They can choose one or more of these three options:

- **Give up a favorite activity to spend time with Jesus this week. A good way to spend time with Jesus is to read about him in one of the Gospels: Matthew, Mark, Luke, or John.**
- **Donate a favorite toy to someone.**
- **Talk to someone you don't usually talk to about Jesus.**

Make sure you choose a Daily Challenge as well, and tell the kids what you chose. Kids will be more inclined to follow through when they see you doing the same.

Talk With Kids ■■■■

Lead kids in this discussion.

Ask:


- **What's a practical way you're going to do your Daily Challenge? Include a time, a place, and other ideas.**

Say: **Following Jesus takes commitment, and following through on your Daily Challenges will, too. Let's ► COMMIT TO FOLLOW JESUS this week as we complete our Daily Challenges.**

Weaving Faith at Home

Send the letter to parents home with your kids or give it to parents when they pick up their children. This is a great way to show families they're important to your church and to support their role as spiritual leaders to their children.

Encourage kids to talk with their parents about the Daily Challenges they chose and what they learned about following Jesus. Kids can also do the activities in the "HomeConnect" section of their Bible Truth Sleuth pages with their families.



Talk to your Director about emailing the FREE FamilyConnect to all your church's families. Available at group.com/digital.

Close in prayer. Thank God for committing to us, and ask him to help us better commit to him. As you close the prayer, have each child say, "I'm not ashamed to follow you, Jesus."



**Lyrics** ■■■■**'Tis So Sweet to Trust in Jesus**

'Tis so sweet to trust in Jesus,
Just to take him at his word,
Just to rest upon his promise,
Just to know, "Thus saith the Lord."

(Chorus)

Jesus, Jesus, how I trust him!
How I've proved him o'er and o'er!
Jesus, Jesus, precious Jesus!
O, for grace to trust him more!

I'm so glad I learned to trust him,
Precious Jesus, Savior, friend.
And I know that he is with me;
He'll be with me to the end.

(Repeat chorus.)

"'Tis So Sweet to Trust in Jesus" by Louisa M.R. Stead.

OK
TO COPY



FaithWeaver NOW is for today's Sunday school teachers. It's developed by real Sunday school teachers, examined by real ministry leaders, and tested and approved by thousands of churches so you get great lessons that work with today's families.

This quarter you'll explore these Bible passages:

	BIBLE CONTENT/SCRIPTURE	KEY VERSE	BIBLE POINT
WEEK 1	Jesus Teaches About Commitment (Mark 8:31-38)	"I am not ashamed of the gospel, because it is the power of God for the salvation of everyone who believes: first for the Jew, then for the Gentile" (Romans 1:16).	Commit to follow Jesus.
WEEK 2	Jesus Clears Merchants From the Temple (John 2:13-22)	"Come, let us bow down in worship, let us kneel before the Lord our Maker" (Psalm 95:6).	God wants sincere worship.
WEEK 3	Jesus Explains Why God Sent Him (John 3:12-21)	"For God so loved the world that he gave his one and only Son, that whoever believes in him shall not perish but have eternal life" (John 3:16).	Jesus came to save us.
WEEK 4	Jesus Notices a Widow's Giving (Mark 12:41-44)	"Each man should give what he has decided in his heart to give, not reluctantly or under compulsion, for God loves a cheerful giver" (2 Corinthians 9:7).	Give cheerfully to God.
* WEEK 5	People Rejoice as Jesus Enters Jerusalem (Mark 11:1-11)	"That at the name of Jesus every knee should bow, in heaven and on earth and under the earth, and every tongue confess that Jesus Christ is Lord, to the glory of God the Father" (Philippians 2:10-11).	Jesus is our king.
* WEEK 6	Jesus Is Alive! (Mark 16:1-8)	"Jesus said to her, 'I am the resurrection and the life. He who believes in me will live, even though he dies'" (John 11:25).	Jesus is alive.
WEEK 7	Jesus Appears to His Disciples (John 20:19-31)	"Now faith is being sure of what we hope for and certain of what we do not see" (Hebrews 11:1).	Believe in Jesus.
WEEK 8	Paul Teaches About Spiritual Gifts (1 Corinthians 12:4-27)	"For we are God's workmanship, created in Christ Jesus to do good works, which God prepared in advance for us to do" (Ephesians 2:10).	God gives us gifts to serve him.
WEEK 9	Peter Tells the Sanhedrin About Jesus (Acts 4:5-14)	"Have I not commanded you? Be strong and courageous. Do not be terrified; do not be discouraged, for the Lord your God will be with you wherever you go" (Joshua 1:9).	Trusting God makes us brave.
WEEK 10	Philip Tells the Ethiopian About Jesus (Acts 8:26-40)	"Trust in the Lord with all your heart and lean not on your own understanding; in all your ways acknowledge him, and he will make your paths straight" (Proverbs 3:5-6).	Follow where God leads.
WEEK 11	Peter Visits Cornelius (Acts 10:1-44)	"Therefore go and make disciples of all nations, baptizing them in the name of the Father and of the Son and of the Holy Spirit, and teaching them to obey everything I have commanded you. And surely I am with you always, to the very end of the age" (Matthew 28:19-20).	Tell everyone about Jesus.
WEEK 12	Barnabas Encourages Christians in Antioch (Acts 11:19-26)	"But encourage one another daily, as long as it is called Today, so that none of you may be hardened by sin's deceitfulness" (Hebrews 3:13).	Encourage each other to believe in Jesus.
WEEK 13	Jesus Sends Power From God (Acts 2:1-21)	"But the Counselor, the Holy Spirit, whom the Father will send in my name, will teach you all things and will remind you of everything I have said to you" (John 14:26).	God gives us the Holy Spirit.


* We recommend starting the quarter so that Lessons 5 and 6 align with the dates of Palm Sunday and Easter Sunday. Visit the Digital Download Center for a suggested schedule.

PLUS...

Access all these FREE FaithWeaver NOW digital resources at group.com/digital:

- **FREE digital copies of Teacher Guides** in Word and PDF format so you can easily customize any lesson to your ministry. Sharing lessons with busy volunteers couldn't be easier! *See inside for activation code.*
- **A FREE downloadable Director Manual** to help you structure your program for maximum effectiveness.
- **FREE weekly FamilyConnect pages** you can print out or email to parents to help families grow together in faith throughout the week.

Don't forget...



***Get a colorful, age-appropriate student book for every child! Each week, you'll get...**

- Engaging activities that bring the Bible to life for every child
- Easy faith conversation-starters for kids to take home
- Meaningful at-home activities for families to dig into Scripture

***You'll need one per child. Sold separately.**



THIS IS A SAMPLE
The number of pages is limited.

Purchase the item for the complete version.

