



FAITHWEAVER

Weaving faith into today's families

NOW[®]




**FALL
SUNDAY SCHOOL**

**GRADES 3 & 4
TEACHER GUIDE**

FAITHWEAVER

Weaving faith into today's families **NOW**[®]



FALL
SUNDAY SCHOOL

GRADES 3&4
TEACHER GUIDE



YOUR ACTIVATION CODE IS NOW LOCATED INSIDE THE TEACHER PACK!

Group

Group resources really work!

This Group resource incorporates our R.E.A.L. approach to ministry. It reinforces a growing friendship with Jesus, encourages long-term learning, and results in life transformation, because it's



Relational

Learner-to-learner interaction enhances learning and builds Christian friendships.

Experiential

What learners experience through discussion and action sticks with them up to 9 times longer than what they simply hear or read.

Applicable

The aim of Christian education is to equip learners to be both hearers and doers of God's Word.

Learner-based

Learners understand and retain more when the learning process takes into consideration how they learn best.

Group

group.com/sunday-school

We know you care about kids...

We do, too!

That's why we attempt to ensure that all crafts, toys, and gizmos meet or exceed national safety standards—and are produced by manufacturers that don't use child labor or abuse their labor force. You can order Group resources knowing that in addition to caring for *your* kids, you're also caring for children elsewhere.

Let's keep kids safe!

We strive to provide products that are mechanically reliable and hold together during normal, intended usage. Items are also checked for flammability, and both paint and surface coatings are checked for heavy metals—including lead.

You can help your children stay safe by seeing that toys and gizmos are used as designed, for the purposes designed, and that any broken pieces are disposed of promptly and properly. We value your feedback. If you become aware of a problem affecting the safety of any of our products, please inform us immediately.

FaithWeaver NOW® Bible Curriculum, Grades 3 & 4, Fall

Copyright © 2000 and 2015 Group Publishing, Inc.

All rights reserved. No part of this book may be reproduced in any manner whatsoever without prior written permission from the publisher, except where noted in the text and in the case of brief quotations embodied in critical articles and reviews. For information, visit group.com/permissions.



When you see the OK TO COPY icon, this means permission to photocopy the page from FaithWeaver NOW® Bible Curriculum for Grades 3 & 4, Fall, is granted for local church use. Copyright © Group Publishing, Inc. group.com

Credits

Contributing Authors: Debbie Gowensmith, Michelle R. Hicks, Jan Kershner, Pamela Malloy

Editors: Erica L. Feucht, Scott Firestone IV, Jennifer Hooks, Stephanie Martin, Owen Shattuck, Jessica Sausto, Ali Thompson, Christine Yount Jones

Copy Editors: Lyndsay Gerwing, Becky Helzer, Andrea Zimmerman

Chief Creative Officer: Joani Schultz

Cover Design and Art Direction: Jeff Spencer

Interior Design Team: Jared Bigham, Jeff Brunacci, Kate Elvin, Suzi Jensen, Randy Kady, Rebecca Swain

Cover Photography: © iStockphoto.com/Rich Vintage Photography

All Scripture quotations, unless otherwise indicated, are taken from the Holy Bible, New International Version®, NIV®. Copyright © 1973, 1978, 1984 by Biblica, Inc.™ Used by permission of Zondervan. All rights reserved worldwide. www.zondervan.com

ISBN 978-1-4707-6615-3

Printed in the United States of America.



Contents

Introduction 4

The Lessons

Lesson 1: The Israelites Cross the Red Sea—Exodus 13:17–14:31 5

Lesson 2: God Sends Quail and Manna—Exodus 16:1-26 15

Lesson 3: God Provides Water—Exodus 17:1-7 27

Lesson 4: God Gives the Ten Commandments (Part 1)
—Exodus 19:16–20:21 37

Lesson 5: God Gives the Ten Commandments (Part 2)
—Exodus 19:16–20:21 47

Lesson 6: The Israelites Worship a Golden Calf—Exodus 32:1-25 57

Lesson 7: The Israelites Build the Tabernacle—Exodus 35:4–36:38 67

Lesson 8: Moses Sends Spies Into the Promised Land—Numbers 13:1–14:23 79

Lesson 9: Balaam’s Donkey Talks—Numbers 22:1-38 87

Lesson 10: Joshua Becomes Leader of Israel—Joshua 1:1-11 97

Lesson 11: Joshua Sends Spies to Jericho—Joshua 2:1-24 107

Lesson 12: The Israelites Cross the Jordan River—Joshua 3:1–4:24 117

Lesson 13: God Gives Victory Over Jericho—Joshua 6:1-27 127



The future of Sunday school + family ministry is NOW.



No doubt about it, the world is changing. Families used to go to church every week. Kids used to have longer attention spans. Teachers used to have more time to prepare. And didn't our budgets used to be bigger?

Even the Sunday school Bible curriculum you used just a couple of years ago is already out of date. But there's one thing that's never changed: the need to grow families closer to Jesus.

That's why we created FaithWeaver NOW®, and it's different from anything you've ever seen before!

It combines Sunday school with family ministry. ■■■■

Sure, you've seen Sunday school aimed at families. But FaithWeaver NOW actually hits the target by having everyone in the family learning about the same Scripture each week.

It's simpler and easier. ■■■■

Sometimes change is a wonderful thing. Gone are the days when you needed to spend hours preparing your lessons and hunting for supplies. FaithWeaver NOW will have you and your team ready to go in a snap.

It's made for NOW. ■■■■

Life is complicated and full of distractions. FaithWeaver NOW keeps faith on track through even the most frenzied lifestyles.

What makes FaithWeaver NOW the perfect curriculum for TODAY's church?

- Families learn the same Bible passage in age-appropriate ways.
- Kids don't just hear the Word. They experience it.
- Simple and easy lessons fit even the busiest lives.
- Kids see God in their everyday world.
- The Scope & Sequence goes through the Bible every three years.
- You can customize it however you like, with both print and digital versions.



Create a vibrant family ministry that's new...that's wow...that's NOW. FaithWeaver NOW gives you a fresh strategy for being more successful than ever in bringing families closer to Jesus.

Thom Schultz Joani Schultz

Thom and Joani Schultz
Chairman and Chief Creative Officer
Group Publishing, Inc.





The Israelites Cross the Red Sea

Exodus 13:17–14:31

Third- and fourth-graders are beginning to worry about many different things, such as not doing well in school, being hurt by others, or even losing a parent. Kids may feel alone and not know what to do when they're afraid. Fear often comes from a belief that something stronger than us will overcome us somehow. The reality couldn't be further from that, though, since God is with you and each of the kids in your group all the time. Use this lesson to help kids understand that they aren't alone, even when they're afraid.




► Bible Point
God helps us when we're afraid.

Key Verse

"I will fear no evil, for you are with me; your rod and your staff, they comfort me."
(Psalm 23:4).


Weaving Faith Into Life

Kids will turn to God when they're afraid.

LESSON	WHAT CHILDREN DO	SUPPLIES	EASY PREP
1 Getting Started	What Are You Afraid Of? <i>(about 10 min.)</i> Work in pairs to discuss scary things, and then pantomime them.		
2 Bible Exploration	From Fear to Victory <i>(about 20 min.)</i> Discover what the Israelites must have feared, and participate in running through the parted Red Sea.	Bibles, Bible Truth Sleuth, CD player, masking tape, index cards, marker, 16 inflated balloons Teacher Pack: CD, Bible Timeline 	Tear out the Lesson 1 pages from each Bible Truth Sleuth student book. Place masking tape on the floor to create a straight path leading from Egypt in one corner to the Promised Land in another corner. Write each letter of the word <i>righteousness</i> on a separate index card. Place the letter "R" at the Egypt corner. Hide most of the letters around the room, but keep the remaining letters with you.
	God Is With Me <i>(about 10 min.)</i> Read the Key Verse, and create staffs to remind them to trust God.	Bibles, CD player, 12x18-inch sheets of construction paper, markers, tape Teacher Pack: CD	

Bold text within the lesson is spoken text.





LESSON	WHAT CHILDREN DO	SUPPLIES	EASY PREP
3 Weaving Faith Into Life	Know Fear or No Fear? <i>(about 15 min.)</i> Compare being afraid with God helping them to not be afraid.	Bible Truth Sleuth, pens	
4 Lasting Impressions	Daily Challenges <i>(about 5 min.)</i> Choose a Daily Challenge to apply God's Word.	Bible Truth Sleuth	
	Weaving Faith at Home <i>(about 2 min.)</i> Talk about how to share what they learned with their families.	Bible Truth Sleuth	Tear out the letter to parents from each Bible Truth Sleuth student book.

Bold text within the lesson is spoken text.





1 GETTING STARTED

What Are You Afraid Of?

What You'll Do ■■■■■■

Welcome kids warmly as they arrive, and ask them how their week went. Have kids stand on one side of the room.

Form pairs. Say: **People are afraid of lots of different things. Some people are afraid of heights, flying in airplanes, skydiving, spiders, snakes, and a variety of other things. Talk with your partner about something you both agree is scary.** Allow time.

Say: **Take a minute to decide how you'll both act out the thing you both agreed is scary for the rest of the group. Don't use any words. Everyone else will try to guess what you're acting out.**

Give pairs a minute to plan out their short skits, and then allow pairs to take turns acting them out for the group to guess. Continue until each pair has had the opportunity to share its fear.

Talk With Kids ■■■■

Lead kids in this discussion.

Ask:

- **Why do some people think the things you've acted out today are scary?**
- **What do you think might help you be less afraid in scary situations?**

Say: **Today we'll look at a situation the Israelites were in that was very scary for them. We'll see how God helped them and learn that ► GOD HELPS US WHEN WE'RE AFRAID, too. No matter what situation you face, God is always with you and he helps you all the time.**

From Fear to Victory Supplies

Bibles
Bible Truth Sleuth
CD player
masking tape
index cards
marker
16 inflated balloons

Teacher Pack CD:
"Horses and
Chariots" (track 2)
Bible Timeline

! BALLOON WARNING

To avoid choking hazards for younger classes meeting later, be sure to pick up pieces of any broken balloons promptly. Balloons may contain latex.

2 BIBLE EXPLORATION

From Fear to Victory

What You'll Do ■■■■■■

Point out the Israelites crossing the Red Sea on the Bible Timeline. Distribute the Bible Truth Sleuth pages.



Say: **God’s people, the Israelites, had waited a long time, and they were finally leaving Egypt! But they didn’t take the shortest route possible to the Promised Land.** Point to the masking- tape line, and explain that it’s the shortest route out of Egypt. **Instead, God led them around the desert to the Red Sea.** Make sure kids have Bibles, and invite a willing child to read aloud Exodus 13:17-22.

Say: **Hidden around this room are letters on index cards. The letters will spell *righteousness*. Your job is to find the letters in the correct order. To see how to spell *righteousness*, look at the left side of your Bible Truth Sleuth page beside the “Know Fear” column. Stick together as a group the way the Israelites did. If you find a letter that comes later in the word, you can put it back and keep looking.**

As kids go through this process, pretend to be Pharaoh and slowly count down from 20, ensuring you count quickly enough that kids feel just a bit of pressure. This will help them understand the urgency of the Israelites’ departure. When they finally find all the letters that you’ve hidden, let them look a little longer and then say: **It looks like you’re stuck. You can’t seem to find the next letter. The timer is running out, and you can’t get to the end.** Allow kids to feel a little frustration, and then invite them to sit down.

Say: **God didn’t have the Israelites wandering in circles for nothing! God had a plan. He wanted to show Pharaoh and the Egyptians that he was the one true God!**

Have a willing child read aloud Exodus 14:1-4 and Exodus 14:10-12.

Say: **The Israelites were trapped at the edge of the Red Sea. Let’s try to imagine what it must have sounded like as the Israelites stood at the Red Sea.**

Have kids form two groups. One group will be the Israelites, and the other group will be the Egyptians. Play the “Horses and Chariots” segment (track 2 on the CD), and have the “Israelites” stand next to a wall designated as the Red Sea. Have the “Egyptians” move in toward the Israelites to trap them. The kids will follow along with the CD and act out the things their groups do.

Say: **The Egyptians had caught up with the Israelites, and the Israelites were trapped. They thought they were going to die. But God had a plan to help them. Our Bible Point tells us that ► GOD HELPS US WHEN WE’RE AFRAID. Let’s find out how God helped the Israelites!**

Read aloud Exodus 14:13-20.

Say: **Let’s look at what God did for the Israelites in this scary situation.**

Have kids switch roles from the previous activity. The Israelites will now become the Egyptians, and the Egyptians will now become the Israelites.

Say: **God was with his people in the cloud and in the fire, but God didn’t stop there. He went on to help the Israelites even more. The Red Sea was still an obstacle that kept the Israelites from continuing on their journey.**



From Fear to Victory Easy Prep

Tear out the Lesson 1 pages from each Bible Truth Sleuth student book.

Place masking tape on the floor to create a straight path leading from Egypt in one corner to the Promised Land in another corner.

Write each letter of the word *righteousness* on a separate index card. Place the letter “R” at the Egypt corner. Hide most of the letters around the room, but keep the remaining letters with you.



Ask for two willing kids from each of the two groups to be the Red Sea. Have two kids stand facing the other two kids. Give each person in the Red Sea two balloons to hold in each hand so each Red Sea child has four balloons. Help kids hold on to the tied-off ends so they can easily hold two balloons in each hand. Have the Red Sea kids hold the balloons out in front of themselves and touch the balloons of the other side of the Red Sea.

Have the Israelites stand at one end of the Red Sea.

Say: **God told Moses to raise his staff over the water and the water would part. So Moses raised his staff over the water, and it parted! Then the Israelites crossed over on dry land!**

Have the Red Sea pull the balloons apart so the Israelites can pass through. Then have the Israelite group run through to the other side.

Say: **The Egyptians were getting ready to follow the Israelites! So God told Moses to hold up his staff again, and when Moses did, the water came crashing down on the Egyptians!**

Have the Egyptian group start to run through, but have the Red Sea push the balloons back together again so that they can't get through.

Talk With Kids

Lead kids in this discussion.

Ask:

- **What was this experience like for you?**
- **How does your experience relate to what the Israelites went through?**
- **What do you usually do when you're afraid?**
- **How do you think you can trust God to help you even when it seems impossible?**

Say: **There are all kinds of times we can rely on God to help us. We know that ► GOD HELPS US WHEN WE'RE AFRAID, and we can rely on him at all other times, too. The Israelites learned from a really incredible experience that God was always with them, and he helped them in a difficult and scary time.**

God Is With Me

What You'll Do

Make sure each child has a Bible. Say: **Our Key Verse today is Psalm 23:4.**

Have kids find the verse in their Bibles, and ask a willing child to read the verse aloud: "I will fear no evil, for you are with me; your rod and your staff, they comfort me" (Psalm 23:4). Say: **Find a partner, and tell each other the three main words that stand out to you in this verse.** Allow time.

God Is With Me Supplies

Bibles
CD player
12x18-inch sheets of
construction paper
markers
tape
Teacher Pack
CD: "Psalm 23" (track 4)

Say: **Today we saw how God helped the Israelites when they were in a difficult situation and were very scared. God had Moses use his staff to part the Red Sea. Our Key Verse tells us that when we're afraid, God's staff comforts us. That means God's with us and he's strong enough to help us in any situation. Let's make our own staffs as a reminder of how God helps us whenever we're afraid.**

Give each child one sheet of construction paper, and have kids roll the sheets into tubes lengthwise and fasten with tape. Play "Psalm 23" (track 4 on the CD) while the kids work.

Say: **Use markers to write our Key Verse on your staffs, and decorate them in a way you think will remind you that God helps you when you're afraid. Show the importance of the words you told your partner earlier.**

When kids finish decorating their staffs, have them each bend the top part of the tube to form a crook to resemble a shepherd's staff.

Say: **Hang your staff up someplace where you'll see it at home to help you remember that you can place your trust in God whenever you're afraid.**

Talk With Kids

Lead kids in this discussion.

Ask:

- **How do you think this staff will help you remember to turn to God when you're worried or afraid?**
- **What's one way you can let your trust in God take the place of fear in your life?**

Say: **The staffs you made can be a good reminder of our Key Verse, which tells us that ► GOD HELPS US WHEN WE'RE AFRAID. When we give our fear to God, he can give us courage and help us in those scary times. God did miracles to show the Israelites that he would always be with them. That same amazing God wants to be part of your everyday life.**

.....

3 WEAVING FAITH INTO LIFE

Know Fear or No Fear?

What You'll Do

Have kids form pairs. Say: **We all know what it's like to be afraid. Earlier we talked about things that are scary to us. But we can turn to God when we're afraid.**



Know Fear or No Fear?
Supplies

.....

Bible Truth Sleuth
pens



Have kids take a minute to tell partners about a way they were comforted the last time they were afraid.

Say: **One way God helps us when we're afraid is with his words and promises in the Bible. When we read the Bible, we see many verses that promise God's help when we're afraid. Let's look at some of those verses today and at how they can help us with some of our fears.**

Make sure everyone has a pen, and have kids turn to the "Know Fear/No Fear" activity on their Bible Truth Sleuth pages and complete it.

Talk With Kids ■■■■

Lead kids in this discussion.

Ask:

- How can reading Bible verses help you when you're afraid?
- What's easy or difficult about trusting God when you're afraid?
- What can you ask God to replace your fear with?

Say: **These verses help us see how God has a lot to say about fear, and we need a lot of reminders to trust God instead of being afraid. ► GOD HELPS US WHEN WE'RE AFRAID, and there's no better help than that! The Israelites faced a truly impossible situation, but God was with them and brought them through it.**

4 LASTING IMPRESSIONS

Daily Challenges

What You'll Do ■■■■

Say: **Consider this week how ► GOD HELPS US WHEN WE'RE AFRAID.**

Have kids find this week's Daily Challenges on their Bible Truth Sleuth pages and choose one to do this week. They can choose one or more of these three options:

- **Pay attention this week to areas of your life in which you feel afraid. Pray and ask God to help you learn to trust him instead of being afraid.**
- **Look up *fear* in the dictionary. Write down the definition. Then look up antonyms of *fear*. Write those down, and pray that God will help you become more filled with trust and hope in God. Put these definitions in your journal or Bible to remind you to ask God for help when you're afraid.**
- **Use yarn to make yourself a bracelet. As you make the bracelet, pray that God will help you when you're afraid. Anytime you feel afraid, let the bracelet remind you to trust God instead.**

Daily Challenges
Supplies

Bible Truth Sleuth

Make sure you choose a Daily Challenge as well, and tell the kids what you chose. Kids will be more inclined to follow through on their commitments when they see you doing the same.

Talk With Kids

Lead kids in this discussion.

Ask:

- **What's a practical way you're going to do your Daily Challenge? Include a time, a place, and other ideas.**

Say: **Let's follow through on our Daily Challenges and remember that ► GOD HELPS US WHEN WE'RE AFRAID.**

Weaving Faith at Home

Send the letter to parents home with your kids or give it to parents when they pick up their children. This is a great way to show families they're important to your church and to support their role as spiritual leaders to their children.

Encourage kids to talk with their parents about the Daily Challenges they chose and what they learned about trusting God instead of being afraid. Kids can also do the activities in the "HomeConnect" section of their Bible Truth Sleuth pages with their families.

Talk to your Director about emailing the FREE FamilyConnect to all your church's families. Available at group.com/digital.

Have kids form groups of three or four and pray for the person on their right. Remind kids to pray for God to help them trust him when they're afraid.



Weaving Faith at Home Supplies

.....
Bible Truth Sleuth

Weaving Faith at Home Easy Prep

.....
Tear out the letter to parents from each Bible Truth Sleuth student book.



FaithWeaver NOW is for today's Sunday school teachers. It's developed by real Sunday school teachers, examined by real ministry leaders, and tested and approved by thousands of churches so you get great lessons that work with today's families.

This quarter you'll explore these Bible passages:


	BIBLE CONTENT/SCRIPTURE	KEY VERSE	BIBLE POINT
WEEK 1	The Israelites Cross the Red Sea (Exodus 13:17-14:31)	"He restores my soul. He guides me in paths of righteousness for his name's sake. Even though I walk through the valley of the shadow of death, I will fear no evil, for you are with me; your rod and your staff, they comfort me" (Psalm 23:3-4).	God helps us when we're afraid.
WEEK 2	God Sends Quail and Manna (Exodus 16:1-26)	"You prepare a table for me in the presence of my enemies. You anoint my head with oil; my cup overflows. Surely goodness and love will follow me all the days of my life, and I will dwell in the house of the Lord forever" (Psalm 23:5-6).	God gives us what we need.
WEEK 3	God Provides Water (Exodus 17:1-7)	"The Lord is my shepherd, I shall not be in want. He makes me lie down in green pastures, he leads me beside quiet waters" (Psalm 23:1-2).	God is patient with us.
WEEK 4	God Gives the Ten Commandments (Part 1) (Exodus 19:16-20:21)	"Love the Lord your God with all your heart and with all your soul and with all your strength. These commandments that I give you today are to be upon your hearts" (Deuteronomy 6:5-6).	Honor God by obeying him.
WEEK 5	God Gives the Ten Commandments (Part 2) (Exodus 19:16-20:21)	"Do not murder, do not commit adultery, do not steal, do not give false testimony, honor your father and mother;" and "love your neighbor as yourself" (Matthew 19:18-19).	God tells us how to respect others.
WEEK 6	The Israelites Worship a Golden Calf (Exodus 32:1-25)	"I am the Lord your God, who brought you out of Egypt, out of the land of slavery. You shall have no other gods before me" (Exodus 20:2-3).	Only God deserves our worship.
WEEK 7	The Israelites Build the Tabernacle (Exodus 35:4-36:38)	"And whatever you do, whether in word or deed, do it all in the name of the Lord Jesus, giving thanks to God the Father through him" (Colossians 3:17).	We all can serve God.
WEEK 8	Moses Sends Spies Into the Promised Land (Numbers 13:1-14:23)	"Therefore, my dear brothers, stand firm. Let nothing move you. Always give yourselves fully to the work of the Lord, because you know that your labor in the Lord is not in vain" (1 Corinthians 15:58).	Be brave for God.
WEEK 9	Balaam's Donkey Talks (Numbers 22:1-38)	"Come and see what God has done, how awesome his works in man's behalf!" (Psalm 66:5).	Pay attention to God.
WEEK 10	Joshua Becomes Leader of Israel (Joshua 1:1-11)	"Have I not commanded you? Be strong and courageous. Do not be terrified; do not be discouraged, for the Lord your God will be with you wherever you go" (Joshua 1:9).	God is with us.
WEEK 11	Joshua Sends Spies to Jericho (Joshua 2:1-24)	"And without faith it is impossible to please God" (Hebrews 11:6).	We can have faith that God will do big things in our lives.
WEEK 12	The Israelites Cross the Jordan River (Joshua 3:1-4:24)	"Give thanks to the Lord, call on his name; make known among the nations what he has done" (1 Chronicles 16:8).	Remember what God has done.
WEEK 13	God Gives Victory Over Jericho (Joshua 6:1-27)	"Humble yourselves, therefore, under God's mighty hand, that he may lift you up in due time. Cast all your anxiety on him because he cares for you" (1 Peter 5:6-7).	God's power works for good.

PLUS...

Access all these FREE FaithWeaver NOW digital resources at group.com/digital:

- **FREE digital copies of Teacher Guides** in Word and PDF format so you can easily customize any lesson to your ministry. Sharing lessons with busy volunteers couldn't be easier! *See inside for activation code.*
- **A FREE downloadable Director Manual** to help you structure your program for maximum effectiveness.
- **FREE weekly FamilyConnect pages** you can print out or email to parents to help families grow together in faith throughout the week.

Don't forget...



***Get a colorful, age-appropriate student book for every child! Each week, you'll get...**

- Engaging activities that bring the Bible to life for every child
- Easy faith conversation-starters for kids to take home
- Meaningful at-home activities for families to dig into Scripture

***You'll need one per child. Sold separately.**



THIS IS A SAMPLE
The number of pages is limited.

Purchase the item for the complete version.

