



# FAITHWEAVER

Weaving faith into today's families

**NOW**<sup>®</sup>



**FALL  
SUNDAY SCHOOL**

**GRADES 3 & 4  
TEACHER GUIDE**

# FAITHWEAVER

Weaving faith into today's families **NOW**<sup>®</sup>

**FALL  
SUNDAY SCHOOL**

**GRADES 3&4  
TEACHER GUIDE**



**YOUR ACTIVATION CODE IS NOW LOCATED INSIDE THE TEACHER PACK!**

*Group*

## Group resources really work!

This Group resource incorporates our R.E.A.L. approach to ministry. It reinforces a growing friendship with Jesus, encourages long-term learning, and results in life transformation, because it's



### Relational

Learner-to-learner interaction enhances learning and builds Christian friendships.

### Experiential

What learners experience through discussion and action sticks with them up to 9 times longer than what they simply hear or read.

### Applicable

The aim of Christian education is to equip learners to be both hearers and doers of God's Word.

### Learner-based

Learners understand and retain more when the learning process takes into consideration how they learn best.

## Group

[group.com/sunday-school](http://group.com/sunday-school)

### We know you care about kids...

We do, too!

That's why we attempt to ensure that all crafts, toys, and gizmos meet or exceed national safety standards—and are produced by manufacturers that don't use child labor or abuse their labor force. You can order Group resources knowing that in addition to caring for *your* kids, you're also caring for children elsewhere.

### Let's keep kids safe!

We strive to provide products that are mechanically reliable and hold together during normal, intended usage. Items are also checked for flammability, and both paint and surface coatings are checked for heavy metals—including lead.

You can help your children stay safe by seeing that toys and gizmos are used as designed, for the purposes designed, and that any broken pieces are disposed of promptly and properly. We value your feedback. If you become aware of a problem affecting the safety of any of our products, please inform us immediately.

### FaithWeaver NOW® Bible Curriculum, Grades 3 & 4, Fall

Copyright © 2002 and 2014 Group Publishing, Inc.

All rights reserved. No part of this book may be reproduced in any manner whatsoever without prior written permission from the publisher, except where noted in the text and in the case of brief quotations embodied in critical articles and reviews. For information, visit [group.com/permissions](http://group.com/permissions).



When you see the OK TO COPY icon, this means permission to photocopy the page from FaithWeaver NOW® Bible Curriculum for Grades 3 & 4, Fall, is granted for local church use. Copyright © Group Publishing, Inc. [group.com](http://group.com)

### Credits

Contributing Authors: Melissa G. Cribbs, Heather A. Eades, Cindy Hansen, Jan Kershner, Beth Robinson, Bonnie Temple  
Editors: Laycie Costigan, Scott Firestone IV, Jennifer Hooks, Stephanie Martin, Jessica Sausto, Ali Thompson, Christine Yount Jones  
Copy Editors: Erica L. Feucht, Deborah Helmers, Becky Helzer, Andrea Zimmerman  
Chief Creative Officer: Joani Schultz  
Cover Design and Art Direction: Jeff Spencer  
Interior Design Team: Jeff Brunacci, Kate Elvin, Suzi Jensen, Randy Kady, Rebecca Swain  
Cover Photography: © iStockphoto/Rich Vintage Photography  
Illustrators: Alan Flinn

All Scripture quotations, unless otherwise indicated, are taken from the Holy Bible, New International Version®, NIV®. Copyright © 1973, 1978, 1984 by Biblica, Inc.™. Used by permission of Zondervan. All rights reserved worldwide. [www.zondervan.com](http://www.zondervan.com)

ISBN 978-1-4707-5991-9

Printed in the United States of America.



# Contents

**Introduction** ..... 4

## **The Lessons**

**Lesson 1:** God Creates the World—Genesis 1:1–2:3 ..... 5

**Lesson 2:** God Creates Adam and Eve—Genesis 2:4–22 ..... 17

**Lesson 3:** Adam and Eve Sin—Genesis 3 ..... 29

**Lesson 4:** Cain Kills Abel—Genesis 4:1–16 ..... 39

**Lesson 5:** Noah Builds the Ark—Genesis 6:5–22 ..... 49

**Lesson 6:** God Floods the Earth—Genesis 7–8; 9:8–16 ..... 63

**Lesson 7:** People Build a Tower at Babel—Genesis 11:1–9 ..... 71

**Lesson 8:** Abram Follows God’s Direction—Genesis 12:1–8 ..... 81

**Lesson 9:** Lot and Abram Divide the Land—Genesis 13 ..... 93

**Lesson 10:** God Makes a Covenant With Abram—Genesis 15:1–18 ..... 103

**Lesson 11:** Abraham’s Visitors/Sodom and Gomorrah—Genesis 18:1–19:29 ..... 115

**Lesson 12:** Isaac Is Born—Genesis 21:1–6 ..... 125

**Lesson 13:** God Cares for Hagar and Ishmael—Genesis 21:8–21 ..... 139



# The future of Sunday school + family ministry is NOW.



No doubt about it, the world is changing. Families used to go to church every week. Kids used to have longer attention spans. Teachers used to have more time to prepare. And didn't our budgets used to be bigger?

Even the Sunday school Bible curriculum you used just a couple of years ago is already out of date. But there's one thing that's never changed: the need to grow families closer to Jesus.

That's why we created FaithWeaver NOW®, and it's different from anything you've ever seen before!

## **It combines Sunday school with family ministry.** ■■■■

Sure, you've seen Sunday school aimed at families. But FaithWeaver NOW actually hits the target by having everyone in the family learning about the same Scripture each week.

## **It's simpler and easier.** ■■■■

Sometimes change is a wonderful thing. Gone are the days when you needed to spend hours preparing your lessons and hunting for supplies. FaithWeaver NOW will have you and your team ready to go in a snap.

## **It's made for NOW.** ■■■■

Life is complicated and full of distractions. FaithWeaver NOW keeps faith on track through even the most frenzied lifestyles.

## **What makes FaithWeaver NOW the perfect curriculum for TODAY's church?**

- Families learn the same Bible passage in age-appropriate ways.
- Kids don't just hear the Word. They experience it.
- Simple and easy lessons fit even the busiest lives.
- Kids see God in their everyday world.
- The Scope & Sequence goes through the Bible every three years.
- You can customize it however you like, with both print and digital versions.



Create a vibrant family ministry that's new...that's wow...that's NOW. FaithWeaver NOW gives you a fresh strategy for being more successful than ever in bringing families closer to Jesus.

*Thom Schultz Joani Schultz*

Thom and Joani Schultz  
Chairman and Chief Creative Officer  
Group Publishing, Inc.





# God Creates the World

Genesis 1:1–2:3


**E**ight- and nine-year-olds are at a stage of development where they can begin to understand and use new knowledge. They're fond of simple science experiments that demonstrate different principles of God's amazing world. Third- and fourth-graders can be guided to the joy in understanding that God created our world with us in mind. They can also begin to understand that they have a responsibility in taking care of what God's made.



► **Bible Point**  
God made the world.


**Key Verse**  
"In the beginning  
God created the  
heavens and the  
earth" (Genesis 1:1).

**Weaving Faith  
Into Life**  
Children will thank  
God for his wonderful  
creation and discover  
ways to care for it.

LESSON	WHAT CHILDREN DO	SUPPLIES	EASY PREP
<b>1</b> Getting Started	<b>Human Sculptures</b> <i>(about 5 min.)</i> Play a game to create human sculptures.		
	<b>Genesis 1:1</b> <i>(about 5 min.)</i> Learn today's Key Verse and sing a song.	Bible, CD player, copies of the lyrics page (at the end of this lesson) <b>Teacher Pack:</b> CD	
<b>2</b> Bible Exploration	<b>In the Beginning</b> <i>(about 35 min.)</i> Plan ways to artistically represent the days of Creation.	Bibles, CD player, several pairs of scissors, paper, colored construction paper, pens, washable markers, tape, stapler, 6 poster boards <b>Teacher Pack:</b> CD, Bible Timeline, creation stencils 	

*Bold text within the lesson is spoken text.*





LESSON	WHAT CHILDREN DO	SUPPLIES	EASY PREP
<b>3</b> Weaving Faith Into Life	<b>Thank-You Notes</b> <i>(about 15 min.)</i> Sing a song, and write notes to God to thank him for our world.	Bible, Bible Truth Sleuth, CD player, pens, copies of the lyrics page (at the end of this lesson) <b>Teacher Pack:</b> CD	Tear out the Lesson 1 pages from each Bible Truth Sleuth student book.
<b>4</b> Lasting Impressions	<b>Daily Challenges</b> <i>(about 5 min.)</i> Choose a Daily Challenge to apply God's Word.	Bible Truth Sleuth, pens	
	<b>Weaving Faith at Home</b> <i>(about 2 min.)</i> Talk about how to share what they learned with their families.	Bible Truth Sleuth	Tear out the letter to parents from the back of each Bible Truth Sleuth student book.

**Bold text** within the lesson is spoken text.







# 1 GETTING STARTED

## Human Sculptures

### What You'll Do ■■■■■■

Welcome kids warmly as they arrive, and ask them how their week went. Have kids form trios.

Say: **Today you're all going to be sculptors. But instead of using clay or bronze, you're going to make human sculptures! I'll whisper an object from God's amazing world, and your trio will work together to form a human sculpture of that object. Each person in your trio must be part of the sculpture. I'll give you a few moments to think about how to form your object, and then the rest of the group will try to guess what your object is.**

Go around the room and whisper the name of an object to each trio. Suggest objects such as flowers, birds, and trees.

After trios have presented their sculptures, lead the group in a round of applause.

### Talk With Kids ■■■■

Lead kids in this discussion.

Ask:

- **What was the hardest part of creating your sculptures?**
- **What did you like about being creative in using only your bodies to sculpt an object?**
- **How have you shown that you're a creative person?**

Say: **You did a great job thinking of ways to use your bodies to sculpt other objects. That takes a lot of creativity! God was very creative, too, when ► GOD MADE THE WORLD. Our Key Verse is about what God did in the beginning. Let's learn today's Key Verse, Genesis 1:1, and sing a song about it.**

## Genesis 1:1

### What You'll Do ■■■■■■

Ask a willing child to read aloud the Key Verse, Genesis 1:1: "In the beginning God created the heavens and the earth."

Lead kids in repeating the Key Verse with you. Then pass out copies of the lyrics and play "Genesis 1:1" (track 2 on the CD). Sing along with the kids.

### Genesis 1:1 Supplies

Bible  
CD player  
copies of the lyrics page  
(at the end of this  
lesson)

### Teacher Pack

CD: "Genesis 1:1"  
(track 2)





Genesis 1:1:

It's a whole lotta fun,  
'Cause that's where it all started,  
Before the Red Sea parted,  
Before God told Noah  
To build a big boat,  
Way before Joshua  
Marched around Jericho.

*(Chorus)*

In the beginning, God created the heavens and the earth. Yeah!  
In the beginning, God created the heavens and the earth. Yeah!

Genesis 1:1:

It's a whole lotta fun,  
'Cause that's where it all started,  
Before the Red Sea parted,  
Before God told Abraham  
He'd be the father of nations,  
Way before Jesus  
Came to redeem us.

*(Sing chorus.)*

Genesis 1:1:

It's a whole lotta fun,  
'Cause that's where it all started,  
Before the Red Sea parted.  
Before God told David  
That he could slay a giant,  
Way before me  
And everything I see. Yeah!

*(Sing chorus 2x.)*

Genesis 1:1.

Genesis 1:1.

Genesis 1:1.

Genesis 1:1.

"Genesis 1:1" by Jay Stocker. © 2005 Group Publishing, Inc. All rights reserved.

After the song, lead kids in shouting out the Key Verse together one more time: **"In the beginning God created the heavens and the earth" (Genesis 1:1).**





### In the Beginning Supplies

Bibles  
 CD player  
 several pairs of scissors  
 paper  
 colored construction paper  
 pens  
 washable markers  
 tape  
 staplers  
 6 poster boards  
**Teacher Pack**  
 Bible Timeline  
 CD: "Genesis 1:1"  
 (track 2), "This Is My Father's World"  
 (track 3)  
 creation stencils

## Talk With Kids

Lead kids in this discussion.

Ask:

- What do you imagine when you think about God creating the heavens and the earth?
- What are some things you've made at home or school?
- What's your favorite thing to make?

Say: **There are lots of things we enjoy creating, and God enjoyed creating the world around us. Let's find out how ► GOD MADE THE WORLD—including us!**

## 2

### BIBLE EXPLORATION

## In the Beginning

### What You'll Do

Show kids the "Creation" picture on the Bible Timeline.

Say: **Well, here we are. Right at the dawn of time when God made the world. Since we're talking about the creation of our world, let's do a little creating ourselves!**

Have kids form six groups, and have groups number off from one to six. Give each group a Bible, and have groups spread out around the room. Assign groups the following Bible passages:

- |                           |                            |
|---------------------------|----------------------------|
| ■ Group 1: Genesis 1:1-5  | ■ Group 4: Genesis 1:14-19 |
| ■ Group 2: Genesis 1:6-8  | ■ Group 5: Genesis 1:20-23 |
| ■ Group 3: Genesis 1:9-13 | ■ Group 6: Genesis 1:24-27 |

Ask for a willing child in each group to read aloud the Bible passage for the whole group to hear. Allow time.

Say: **Since today's lesson is all about Creation, we're going to create a mural that shows the first six days of Creation. In your group, decide together what you'd like to create or draw on a poster board to show what happened during the day of Creation you read about in your Bible passage. For example, if you're in Group 5, you might make oceans, sea creatures, sky, clouds, and birds.**

As you plan your poster boards, you can draw or write your notes on paper and decide how everyone in your group will contribute to the project. You'll have stencils, markers, scissors, colored construction paper, tape, and a stapler to use for creating your posters. I'll give you 15 minutes to make your posters, so you can make them pretty elaborate. Then each group will have two minutes to share with everyone.



As kids are working, play “Genesis 1:1” (track 2 on the CD) and “This Is My Father’s World” (track 3 on the CD). Circulate among groups to offer assistance as needed and to encourage everyone to participate.

After 10 minutes, tell groups they’ll have a few more minutes to wrap up their creations. Then call time, and have kids put away the art supplies and return the creation stencils to the Teacher Pack. Say: **Now each group will have two minutes to share about your poster and tape it to the wall. Tell about what you included on your poster and why. We’ll go in order from Group One to Group Six.**

### Talk With Kids ■■■■

Lead kids in this discussion as they admire their creations on the poster boards.

Ask:

- What do you think about what God accomplished on each day of Creation?
- What’s different about the way you created your posters and the way God created the world?
- What are your favorite things from the days of Creation? Why?
- Tell about what you like to do to enjoy the world God created.

Say: **The Bible tells us that ► GOD MADE THE WORLD and that everything he created was good. We all have favorite parts of God’s creation, but everything he created is important and we can thank God for his creation. Let’s think about the things we’re glad God created.**

## 3 WEAVING FAITH INTO LIFE

### Thank-You Notes

#### What You’ll Do ■■■■

Have kids sit in a circle.

Say: **We’re going to start with a game to say thanks to God for the amazing things he created for our world. We’ll try to name as many things as we can in one minute. I’ll start, and then we’ll move to the right around the circle and shout the thing we’re thankful for when it’s our turn. I think we can name a lot in one minute. I’ll give you a little time to think about what things you’d like to shout.** Allow time. **Ready?** Start the game with a creation you’re thankful for.

Say: **God created so many awesome things for us to enjoy! Today we’ve learned how ► GOD MADE THE WORLD.**



#### Thank-You Notes Supplies

- Bible
- Bible Truth Sleuth
- CD player
- pens
- copies of the lyrics page (at the end of this lesson)

#### Teacher Pack

CD: “This Is My Father’s World” (track 3)

#### Thank-You Notes Easy Prep

Tear out Lesson 1 pages from each Bible Truth Sleuth student book.






The Bible tells us that God made the world in six days. But we can't forget about what God did after that—it's important, too! Ask for a willing child to read aloud Genesis 2:1-3. Say: **Talk to a partner about these questions.**

Ask:

- What surprises you about God taking a rest after his hard work?
- Tell about a time you worked really hard.
- What do you like about resting after you've worked really hard?
- What do you think it means that God made the seventh day holy?

Say: **God created this wonderful world for us to enjoy. After God finished creating, he rested and said everything was good. God set apart a day each week for us to rest, too, and to think about him and all the good things he's made for us. Let's sing a song to thank God for all he made.**

Pass out copies of the lyrics, and play "This Is My Father's World" (track 3 on the CD). Sing along with the kids.

 This is my Father's world,  
 And to my list'ning ears  
 All nature sings,  
 And round me rings  
 The music of the spheres.  
 This is my Father's world.  
 I rest me in the thought  
 Of rocks and trees,  
 Of skies and seas—  
 His hand the wonders wrought.

*(Repeat from the beginning.)*

"This Is My Father's World" by Maltbie D. Babcock and Franklin L. Sheppard.

Say: **Let's take a few minutes to think about God and say "thank you" to him for his creation. Look at the mural we made. The posters we made represent just a tiny part of the amazing things God's created.** Distribute pens and today's Bible Truth Sleuth pages, and have kids find the "Thank You!" section. Say: **On your page, write a personal thank-you note to God.** Give kids a few minutes to complete their notes. Then have kids form a circle.

### Talk With Kids

Lead kids in this discussion.

Ask:

- Tell about what you wrote on your thank-you note to God.
- What are some ways you've expressed your thanks for God's world or shown how much you enjoy the things he made?



Say: **God loves us. It's that simple. ► GOD MADE THE WORLD** and all the good things in it because he loves us and wants us to enjoy and appreciate what he's made. Keep your thank-you notes by your bed this week as a reminder to thank God each day for your favorite things in his creation.

---



## **4** LASTING IMPRESSIONS

### Daily Challenges

#### **What You'll Do** ■■■■■■

Say: **Let's think this week about how ► GOD MADE THE WORLD** and how we can thank God for everything he made. One way we can thank God is to do our part to take care of the world. That's your **Daily Challenge** this week. You can choose several things you can do to take care of God's wonderful creation.

Have kids find the "Earth Patrol" section on their Bible Truth Sleuth page. Ask them to mark what they choose to do this week and discuss their choices with a partner.

Be sure to commit to specific challenges as well, and tell kids what you've decided to do. Kids will be more inclined to follow through on their commitments when they see you doing the same.

#### **Talk With Kids** ■■■■

Ask:

- **What's a practical way you're going to do your Daily Challenge? Share a time, a place, or other ideas.** Allow time.

Say: **► GOD MADE THE WORLD**, and we can show God how thankful we are by taking care of all he's given us as we follow through on our **Daily Challenges** this week.

#### Daily Challenges Supplies

---

Bible Truth Sleuth pens





### Weaving Faith at Home Supplies

.....  
Bible Truth Sleuth

### Weaving Faith at Home Easy Prep

.....  
Tear out the letter to parents from the back of each Bible Truth Sleuth student book.

## Weaving Faith at Home

Send the letter to parents home with your kids or give it to parents when they pick up their children. This is a great way to show families they're important to your church and to support their role as spiritual leaders to their children.

Encourage kids to talk with their parents about the commitment they made to caring for the world God created and what they learned about how ► **GOD MADE THE WORLD.** Kids can also do the activities in the "HomeConnect" section of their Bible Truth Sleuth pages with their families.

Talk to your Director about emailing the FREE FamilyConnect to all your church's families. Available at [group.com/digital](http://group.com/digital).

Take a couple of minutes to pray with your kids, inviting them to thank God for making the world a wonderful place to live.



Lyrics ■■■■

# Genesis 1:1

Genesis 1:1:  
It's a whole lotta fun,  
'Cause that's where it all started,  
Before the Red Sea parted,  
Before God told Noah  
To build a big boat,  
Way before Joshua  
Marched around Jericho.

*(Chorus)*  
In the beginning, God created the heavens and the earth. Yeah!  
In the beginning, God created the heavens and the earth. Yeah!

Genesis 1:1:  
It's a whole lotta fun,  
'Cause that's where it all started,  
Before the Red Sea parted,  
Before God told Abraham  
He'd be the father of nations,  
Way before Jesus  
Came to redeem us.

*(Sing chorus.)*

Genesis 1:1:  
It's a whole lotta fun,  
'Cause that's where it all started,  
Before the Red Sea parted.  
Before God told David  
That he could slay a giant,  
Way before me  
And everything I see. Yeah!

*(Sing chorus 2x.)*

Genesis 1:1.  
Genesis 1:1.  
Genesis 1:1.  
Genesis 1:1.

"Genesis 1:1" by Jay Stocker. © 2005 Group Publishing, Inc. All rights reserved.



**OK**  
TO COPY



**Lyrics** **This Is My Father's World**

This is my Father's world,  
And to my list'ning ears  
All nature sings,  
And round me rings  
The music of the spheres.  
This is my Father's world.  
I rest me in the thought  
Of rocks and trees,  
Of skies and seas—  
His hand the wonders wrought.

*(Repeat from the beginning.)*

"This Is My Father's World" by Maltbie D. Babcock and Franklin L. Sheppard.

**!** **OK**  
**■** **TO COPY**



FaithWeaver NOW is for today's Sunday school teachers. It's developed by real Sunday school teachers, examined by real ministry leaders, and tested and approved by thousands of churches so you get great lessons that work with today's families.

*This quarter you'll explore these Bible passages:*


	BIBLE CONTENT/SCRIPTURE	KEY VERSE	BIBLE POINT
WEEK 1	God Creates the World (Genesis 1:1-2:3)	"In the beginning God created the heavens and the earth" (Genesis 1:1).	God made the world.
WEEK 2	God Creates Adam and Eve (Genesis 2:4-22)	"I praise you because I am fearfully and wonderfully made; your works are wonderful, I know that full well" (Psalm 139:14).	God made us.
WEEK 3	Adam and Eve Sin (Genesis 3)	"For all have sinned and fall short of the glory of God" (Romans 3:23).	God doesn't want us to sin.
WEEK 4	Cain Kills Abel (Genesis 4:1-16)	"Be devoted to one another in brotherly love. Honor one another above yourselves" (Romans 12:10).	God wants us to love our families.
WEEK 5	Noah Builds the Ark (Genesis 6:5-22)	"Peter and the other apostles replied: 'We must obey God rather than men!'" (Acts 5:29).	God wants us to obey.
WEEK 6	God Floods the Earth (Genesis 7-8; 9:8-16)	"The Lord is faithful to all his promises and loving toward all he has made" (Psalm 145:13).	We can count on God's promises.
WEEK 7	People Build a Tower at Babel (Genesis 11:1-9)	"Love the Lord your God with all your heart and with all your soul and with all your strength" (Deuteronomy 6:5).	We put God first.
WEEK 8	Abram Follows God's Direction (Genesis 12:1-8)	"Trust in the Lord with all your heart and lean not on your own understanding; in all your ways acknowledge him, and he will make your paths straight" (Proverbs 3:5-6).	We can always trust God.
WEEK 9	Lot and Abram Divide the Land (Genesis 13)	"Do to others as you would have them do to you" (Luke 6:31).	God wants us to put others first.
WEEK 10	God Makes a Covenant With Abram (Genesis 15:1-18)	"For I know the plans I have for you," declares the Lord, "plans to prosper you and not to harm you, plans to give you hope and a future" (Jeremiah 29:11).	God has good plans for us.
WEEK 11	Abraham's Visitors/ Sodom and Gomorrah (Genesis 18:1-19:29)	"For nothing is impossible with God" (Luke 1:37).	God does amazing things.
WEEK 12	Isaac Is Born (Genesis 21:1-6)	"Rejoice in the Lord always. I will say it again: Rejoice!" (Philippians 4:4).	Thank God for his gifts.
WEEK 13	God Cares for Hagar and Ishmael (Genesis 21:8-21)	"So I say to you: Ask and it will be given to you; seek and you will find; knock and the the door will be opened to you" (Luke 11:9).	God always hears us when we pray.

### PLUS...

Access all these **FREE FaithWeaver NOW digital resources** at [group.com/digital](http://group.com/digital):

- **FREE digital copies of Teacher Guides** in Word and PDF format so you can easily customize any lesson to your ministry. Sharing lessons with busy volunteers couldn't be easier! *Look inside the teacher pack for activation code.*
- **A FREE downloadable Director Manual** to help you structure your program for maximum effectiveness.
- **FREE weekly FamilyConnect pages** you can print out or email to parents to help families grow together in faith throughout the week.

### Don't forget...



**\*Get a colorful, age-appropriate student book for every child! Each week, you'll get...**

- Engaging activities that bring the Bible to life for every child
- Easy faith conversation-starters for kids to take home
- Meaningful at-home activities for families to dig into Scripture

**\*You'll need one per child. Sold separately.**



# **THIS IS A SAMPLE**

## **The number of pages is limited.**

Purchase the item for the complete version.

