



FAITHWEAVER

Weaving faith into today's families

NOW[®]



**SPRING
SUNDAY SCHOOL**

**GRADES 3 & 4
TEACHER GUIDE**

Group

FAITHWEAVER

Weaving faith into today's families **NOW**[®]



**SPRING
SUNDAY SCHOOL**

**GRADES 3&4
TEACHER GUIDE**



YOUR ACTIVATION CODE IS NOW LOCATED INSIDE THE TEACHER PACK!

Group

Group resources really work!

This Group resource incorporates our R.E.A.L. approach to ministry. It reinforces a growing friendship with Jesus, encourages long-term learning, and results in life transformation, because it's:



Relational

Person-to-person interaction enhances spiritual growth and builds Christian friendships.

Experiential

What we experience through action and discussion sticks with us up to 9 times longer than what we simply hear or read.

Applicable

The aim of ministry is to equip people to be both hearers and doers of God's Word.

Lifelong

Experiences transform the heart, moving faith beyond the walls of church and into everyday life for years to come.

Group

group.com/sunday-school

We know you care about kids...

We do, too!

That's why we attempt to ensure that all crafts, toys, and gizmos meet or exceed national safety standards—and are produced by manufacturers that don't use child labor or abuse their labor force. You can order Group resources knowing that in addition to caring for *your* kids, you're also caring for children elsewhere.

Let's keep kids safe!

We strive to provide products that are mechanically reliable and hold together during normal, intended usage. Items are also checked for flammability, and both paint and surface coatings are checked for heavy metals—including lead.

You can help your children stay safe by seeing that toys and gizmos are used as designed, for the purposes designed, and that any broken pieces are disposed of promptly and properly. We value your feedback. If you become aware of a problem affecting the safety of any of our products, please inform us immediately.

FaithWeaver NOW® Bible Curriculum, Grades 3 & 4, Spring

Copyright © 2000 and 2016 Group Publishing, Inc.

All rights reserved. No part of this book may be reproduced in any manner whatsoever without prior written permission from the publisher, except where noted in the text and in the case of brief quotations embodied in critical articles and reviews. For information, visit group.com/permissions.

! OK TO COPY When you see the OK TO COPY icon, this means permission to photocopy the page from FaithWeaver NOW® Bible Curriculum for Grades 3 & 4, Spring, is granted for local church use. Copyright © Group Publishing, Inc. group.com

Credits

Contributing Authors: Jacqui Baker, Heather A. Eades, Jan Kershner, Gina Leuthauser, Jacki Nielsen, Janet R. Reeves, Amy Simpson

Editors: Stephanie Martin, Amy Nappa, Jessica Sausto, Owen Shattuck, Ali Thompson

Copy Editors: Lyndsay Gerwing, Becky Helzer, Sarah Yepishin, Andrea Zimmerman

Chief Creative Officer: Joani Schultz

Cover Design and Art Direction: Jeff Spencer

Interior Design Team: Jared Bigham, Jeff Brunacci, Joyce Douglas, Kate Elvin, Suzi Jensen, Dolly Palmer, Jeff Spencer,

Rebecca Swain


Illustrator: Jan Knudson

Cover Photography: © iStockphoto.com/Rich Vintage Photography

All Scripture quotations, unless otherwise indicated, are taken from the Holy Bible, New International Version®, NIV®. Copyright © 1973, 1978, 1984 by Biblica, Inc.™ Used by permission of Zondervan. All rights reserved worldwide. www.zondervan.com

ISBN 978-1-4707-6639-9

Printed in the United States of America.



Contents

Introduction 4

The Lessons

Lesson 1: Jesus Teaches About Good Fruit—Luke 6:43-45 5

Lesson 2: Jesus Tells the Parable of the Lost Son—Luke 15:11-32 15

Lesson 3: Jesus Washes the Disciples’ Feet—John 13:1-17 29

***Lesson 4: Jesus Is Tried and Crucified—Luke 19:28-40; 23:1-49** 39

***Lesson 5: Jesus Appears to Mary—John 20:1-18** 49

Lesson 6: Apostles Defend Their Faith—Acts 5:12-42 61

Lesson 7: Saul Meets Jesus Near Damascus—Acts 9:1-20 71

Lesson 8: Peter Raises Tabitha From the Dead—Acts 9:36-43 85

Lesson 9: An Angel Frees Peter From Jail—Acts 12:1-18 95

Lesson 10: Lydia Is Converted—Acts 16:9-15 105

Lesson 11: Paul’s Jailer Believes in Jesus—Acts 16:16-34 115

Lesson 12: Paul Describes Living by God’s Spirit—Romans 8:9-17 125

Lesson 13: Paul Describes Genuine Love—1 Corinthians 13:1-13 135

* We recommend starting the quarter so that Lessons 4 and 5 align with the dates of Palm Sunday and Easter Sunday. Visit the Digital Download Center for a suggested schedule.



The future of Sunday school + family ministry is NOW.



No doubt about it, the world is changing. Families used to go to church every week. Kids used to have longer attention spans. Teachers used to have more time to prepare. And didn't our budgets used to be bigger?

Even the Sunday school Bible curriculum you used just a couple of years ago is already out of date. But there's one thing that's never changed: the need to grow families closer to Jesus.

That's why we created FaithWeaver NOW®, and it's different from anything you've ever seen before!

It combines Sunday school with family ministry. ■■■■

Sure, you've seen Sunday school aimed at families. But FaithWeaver NOW actually hits the target by having everyone in the family learning about the same Scripture each week.

It's simpler and easier. ■■■■

Sometimes change is a wonderful thing. Gone are the days when you needed to spend hours preparing your lessons and hunting for supplies. FaithWeaver NOW will have you and your team ready to go in a snap.

It's made for NOW. ■■■■

Life is complicated and full of distractions. FaithWeaver NOW keeps faith on track through even the most frenzied lifestyles.

What makes FaithWeaver NOW the perfect curriculum for TODAY's church?

- Families learn the same Bible passage in age-appropriate ways.
- Kids don't just hear the Word. They experience it.
- Simple and easy lessons fit even the busiest lives.
- Kids see God in their everyday world.
- The Scope & Sequence goes through the Bible every three years.
- You can customize it however you like, with both print and digital versions.




Create a vibrant family ministry that's new...that's wow...that's NOW. FaithWeaver NOW gives you a fresh strategy for being more successful than ever in bringing families closer to Jesus.

Thom Schultz Joani Schultz

Thom and Joani Schultz
Chairman and Chief Creative Officer
Group Publishing, Inc.





Jesus Teaches About Good Fruit

Luke 6:43-45

Third- and fourth-graders are beginning to understand that their actions have consequences, but they may not have enough foresight to always anticipate those consequences. Use this lesson to teach kids that others will look to them to see what Christianity is all about. Help kids be mindful of their behavior because they never know when a nonbeliever will be looking!

LESSON	WHAT CHILDREN DO	SUPPLIES	EASY PREP
1 Getting Started	What's My Job? <i>(about 5 min.)</i> Play a fun guessing game about occupations.		
2 Bible Exploration	Light Bulb Lessons <i>(about 10 min.)</i> Begin making a craft to be used later in the lesson.	pans, glue, water, yellow crepe paper, newspaper, small balloons	Cover your worktables with newspaper for easy cleanup. Prepare several pans containing a soupy mixture of glue and water.
	Bearing Fruit <i>(about 10 min.)</i> Study a fun picture to understand what Jesus said about bearing good fruit.	Bibles, Bible Truth Sleuth, pens	Tear out the Lesson 1 pages from each Bible Truth Sleuth student book.

Bold text within the lesson is spoken text.



► Bible Point

Acting like Jesus shows we're Christians.

Key Verse

"Let your light shine before men, that they may see your good deeds and praise your Father in heaven" (Matthew 5:16).

Weaving Faith Into Life

Kids will show kindness to others.



LESSON	WHAT CHILDREN DO	SUPPLIES	EASY PREP
3 Weaving Faith Into Life	Actions Speak Louder <i>(about 10 min.)</i> Create scenarios with different endings to show how faith affects actions.	newsprint, markers	
	Shining Lights <i>(about 5 min.)</i> Learn what Jesus says in the Key Verse.	Bibles, CD player, copies of the lyrics (at the end of this lesson) Teacher Pack: CD	
	Bright Bulbs <i>(about 15 min.)</i> Finish the crafts to help them commit to shining for Jesus this week.	newsprint, tape, permanent markers, aluminum foil, duct tape, mini paper cups, scissors, balloon light bulbs made in "Light Bulb Lessons"	
4 Lasting Impressions	Daily Challenges <i>(about 5 min.)</i> Choose a Daily Challenge to apply God's Word.	Bible Truth Sleuth	
	Weaving Faith at Home <i>(about 2 min.)</i> Talk about how to share what they learned with their families.	Bible Truth Sleuth, lightbulb crafts from "Bright Bulbs"	Tear out the letter to parents from each Bible Truth Sleuth student book.

***Bold text** within the lesson is spoken text.*



Jesus Teaches About Good Fruit

Luke 6:43-45

BIBLE BACKGROUND
FOR LEADERS



Jesus Compares Trees to Authentic Faith

In his references to good and bad trees in this passage, Jesus is obviously drawing an analogy to the fruit that people bear. Notice that the distinction is not between healthy apple trees and diseased apple trees. It is between fruit trees and thorns or briars; it is the kind of tree that makes the difference. Many kinds of trees look good but don't produce fruit. So it is with people. Jesus seems to be saying that a person who is not really a servant of God, no matter how good he or she seems to be, cannot possibly produce fruit for him. Conversely, someone who really is God's servant will automatically produce fruit.

The Heart Is Known Through Actions

Then in Luke 6:45, Jesus expounds on the principle he introduced in the tree metaphor. What comes out of us through our speech and behavior flows from what is within. If what is inside us is good and God-honoring, our lives will honor God. If what is inside us is evil, our lives will not honor God. No matter how hard we try to make good impressions, no one will be fooled for long if our hearts are deceitful.

The Jesus Connection

As we make our relationship with Jesus a priority, we'll find our actions will bear fruit that will please him.

Read aloud Luke 6:43-45. What can you do to store good things in your heart? In what circumstances can you bring good things out of the good you've stored in your heart? If you passionately follow God, the good you've stored will flow out to a needy world. Ask God to show you someone in your church who has a need. And then do the good thing and help that person.

Don't forget to pray for the person! You can write your prayer here.





1 GETTING STARTED

What's My Job?

What You'll Do ■■■■■■

Welcome kids warmly as they arrive, and ask them how their week went. Have kids form groups of three. Explain that today you'll be playing a guessing game. Have the first trio come forward to be contestants. Whisper the name of the same occupation to all three contestants, and then have them face the class.

Explain that each person in the rest of the class can ask a yes-or-no question of the contestants, who will take turns answering the questions. If someone guesses the occupation, whisper a new occupation to three new contestants and play again. If everyone asks a question without guessing the occupation, reveal the answer and begin again with new contestants.

Play until all trios have been contestants.

Talk With Kids ■■■■

Have kids answer the following questions in their groups. After each question, invite trios to share their answers with the rest of the class.

Ask:

- How easy or hard was it to guess these occupations? Why?
- How can you tell what someone's job is in real life?

Say: **Sometimes it's easy to tell what a person does by the way he or she dresses. Other times we can tell by what the person talks about. Today we'll look at something a little more difficult to discover about people—what they believe. We'll learn that ► ACTING LIKE JESUS SHOWS WE'RE CHRISTIANS. Let's get started!**

2 BIBLE EXPLORATION

Light Bulb Lessons

What You'll Do ■■■■■■

Say: **Before we look at today's Bible story, we're going to make light bulb crafts. Later on, you'll see what light bulbs have to do with today's lesson.**

Light Bulb Lessons Supplies

.....

pans
glue
water
yellow crepe paper
newspaper
small balloons

Light Bulb Lessons Easy Prep

.....

Cover your worktables with newspaper for easy cleanup. Prepare several pans containing a soupy mixture of glue and water.

! BALLOON WARNING

To avoid choking hazards, be sure to pick up pieces of any broken balloons promptly. Balloons may contain latex.





Have kids blow up and tie off small balloons. Tell each child to blow up his or her balloon just until the shape resembles a light bulb. As kids blow up the balloons, set out the pans of glue solution.

Have kids tear 6-inch strips of yellow crepe paper and dip the crepe paper in the glue solution. Demonstrate how to cover a balloon with overlapping strips of solution-covered crepe paper until the balloon is completely covered. Caution kids not to add too many layers of crepe paper. If they do, the strips won't dry before the end of class. Then have kids set aside the balloons to dry.

Say: **A little later, we'll come back to these light bulbs. But right now, let's look at our Bible story.**

Bearing Fruit

What You'll Do

Say: **Today's Bible story is short and sweet. In fact, it's only two verses long. In those two verses, Jesus talks about trees and fruit.**

Distribute pens and today's Bible Truth Sleuth pages. Ask kids to look closely at the picture on the page. Explain that although the picture shows trees and fruit, parts of the picture aren't quite right. Ask kids to study the picture and circle the parts of the picture that don't seem right.

Give kids about a minute to circle parts of the picture. Then have kids form pairs to compare pictures with their partners.

Talk With Kids

Have kids answer these questions with their partners, and invite pairs to share their answers with the rest of the class.

Ask:

- **What parts of the picture did you circle? Why?**
- **How could you tell, just by looking, that some parts of the picture were wrong?**
- **Have you ever seen a real apple tree produce bananas or a pine tree produce watermelons? Why not?**

Say: **We can tell what kind of tree we're looking at by the kind of fruit it produces. Apple trees produce apples; orange trees produce oranges. We can tell by its fruit what kind of tree we're looking at. Jesus says we can do the same thing with people.**

Give each child a Bible, and have kids turn to Luke 6:43-45. Lead kids in reading the verses aloud in unison. Then have kids form pairs to answer the following questions. After each question, let partners share their answers with the rest of the class.



Bearing Fruit Supplies

.....
Bibles
Bible Truth Sleuth pens

Bearing Fruit Easy Prep

.....
Tear out the Lesson 1 pages from each Bible Truth Sleuth student book.





Actions Speak Louder Supplies

newsprint
markers

Ask:

- Jesus talked about fruit and trees in these verses; what does that have to do with people?
- How do Christians act differently from people who aren't Christians?

Say: **The Bible says that good trees bear good fruit and that each tree is recognized by its fruit. That means that Christians can be recognized by their fruit—or by the good things they do. ► ACTING LIKE JESUS SHOWS WE'RE CHRISTIANS.** When we follow Jesus, we try to act the way he tells us to. Let's look at that idea a little more closely.

3 WEAVING FAITH INTO LIFE

Actions Speak Louder

Talk With Kids ■■■■

Have pairs join together to form groups of four. Have kids answer the following questions in their new groups, and invite them to share their answers with the rest of the class after each question.

Ask:

- How does Jesus want us to act?
- How are those actions different from how someone who doesn't know Jesus might act?

What You'll Do ■■■■■■

Ask each group to come up with a situation in which kids who are Christians might act differently from kids who don't know Jesus. Explain that kids may either draw a picture of the situation or act out the situation as a group. The only rule is that each group member must be actively involved. Make sure that kids understand they'll need to explain two possible endings to the situation—one ending showing how a Christian might act and one ending showing how someone who doesn't know Jesus might act.

Set out markers and newsprint for kids who want to draw their situations. Be available to help groups if they seem stumped or have questions. Give kids about five minutes to work. Then let each group depict its situation. After each presentation, ask other groups whether they agree or disagree with the depiction or if they have any thoughts to add.

After each group has made its presentation, lead the class in a big round of applause for the performances.

Say: **When we believe in Jesus, our lives show it. We act differently, talk differently, and think differently than if we didn't believe in Jesus. Our Key Verse today tells us why it's so important that ► ACTING LIKE JESUS SHOWS WE'RE CHRISTIANS.** Let's turn to that verse right now.



Shining Lights

What You'll Do

Have kids turn to Matthew 5:16 and read the verse aloud in their groups: **“Let your light shine before men, that they may see your good deeds and praise your Father in heaven.”**

Pass out copies of the lyrics, and play “Let Your Light Shine” (Matthew 5:16) (track 2). Lead kids in singing along.

 **Hey! Hey! Yeah!**

Hey! Hey! Yeah!

**Let your light shine before men that
They may see your good deeds and
Praise your Father in heaven.**

**Let your light shine before men, yeah,
Let your light shine before men.**

(Repeat.)

**Let your light shine before men that
They may see your good deeds and
Praise your Father in heaven.
Let your light shine before men, yeah,
Let your light shine before men.
Let your light shine before men, yeah.
Let your light shine before men.
Hey! Hey! Yeah!
Hey! Hey! Yeah!**

“Let Your Light Shine” (Matthew 5:16) by Carol Smith. © 2003, 2006 Group Publishing, Inc. All rights reserved.

Say: **Right before this verse, Jesus says that Christians are the light of the world. He says that people don't hide their lights under a bowl but they put the light on a stand so everyone in the house can see. In Bible times, people lit lamps to light their houses. In modern times, this verse would be like saying that when your house is dark, you don't turn on a lamp and then hide it in a closet. You set the lamp in the middle of the room so everyone can see.**

Then, in our **Key Verse**, Jesus says that our actions should be like those lamps, shining for everyone to see.

Talk With Kids

Lead kids in this discussion.

Ask:

- **Why do you think Jesus wants us to live lives that shine with faith?**



Shining Lights Supplies

.....
Bibles
CD player
copies of the lyrics (at
the end of this lesson)
Teacher Pack
CD: “Let Your Light
Shine” (Matthew 5:16)
(track 2)



Bright Bulbs Supplies

newsprint
tape
permanent markers
aluminum foil
duct tape
mini paper cups
scissors
balloon light bulbs
made in “Light Bulb
Lessons”

Daily Challenges Supplies

Bible Truth Sleuth

Say: **Look again at the end of Matthew 5:16. Pause. Jesus says that we should let our lives shine so that when others see our good actions, they’ll praise God. That’s the whole point—not to bring attention to us but to bring attention to God. Our actions can light the way to God, or they can add to the darkness and lead someone away from God.**

Let’s think for a moment about whether we’re giving off as much light as we should be.

Bright Bulbs

What You’ll Do

Say: **I want you to think about last week. Think for a minute about how you acted and what you said. Think especially about how you acted when you weren’t at home or in church. Don’t answer out loud, but silently answer this question to yourself:**

Ask:

- **Could the people around you tell by your words and actions that you believe in Jesus?**

Give kids a few moments to think.

Say: **I hope you were able to answer yes to that question. But we could all do a better job at letting our lights shine before others. Turn to a partner, and think of ways you can let your light shine for Jesus this coming week. Make your ideas as specific as you can, and see how many ideas you can think of in two minutes.**

Call time after two minutes, and write kids’ answers on a sheet of newsprint taped to a wall. Then have kids retrieve the light bulbs they made earlier. Set out mini paper cups, aluminum foil, duct tape, scissors, and permanent markers. Have kids write on their light bulbs one way they can let their lights shine and be kind to others this week. Then show kids how to cover a small cup with foil, turn the cup upside down, and use a loop of duct tape to attach the bottom of the cup to the bottom of the light bulb.

4 LASTING IMPRESSIONS

Daily Challenges

What You’ll Do

Say: **Let’s consider that ► ACTING LIKE JESUS SHOWS WE’RE CHRISTIANS by discussing our Daily Challenge.**





Tell kids that shining their lights for Jesus and being kind to others will be their Daily Challenge, using the idea they wrote on their light bulbs.

Make sure you choose a Daily Challenge as well, and tell the kids what you chose. Kids will be more inclined to follow through on their commitments when they see you doing the same.

Talk With Kids

Lead kids in this discussion.

Ask:

- **What's a practical way you're going to do your Daily Challenge? Include a time, a place, and other ideas.**

Say: ► **ACTING LIKE JESUS SHOWS WE'RE CHRISTIANS. Let's act like Jesus by following through on our Daily Challenges this week.**

Weaving Faith at Home

Send the letter to parents home with your kids or give it to parents when they pick up their kids. This is a great way to show families they're important to your church and to support their role as spiritual leaders to their kids.

Encourage kids to talk with their parents about the Daily Challenges they chose and what they learned about acting like Jesus. Kids can also do the activities in the "HomeConnect" section of their Bible Truth Sleuth pages with their families.

Talk to your Director about emailing the FREE FamilyConnect to all your church's families. Available at group.com/digital.

Gather kids in a circle with their light bulb crafts. Explain that you'll begin the closing prayer by saying one way you'll try to let your light shine for Jesus this week. Then the child to your left will say an idea and hold his or her light bulb in the air. Continue around the circle until each child has said an idea and is holding a light bulb in the air. Then close the prayer by asking God to help each child shine for him this week.



Weaving Faith at Home Supplies

.....
Bible Truth Sleuth lightbulb crafts from "Bright Bulbs"

Weaving Faith at Home Easy Prep

.....
Tear out the letter to parents from each Bible Truth Sleuth student book.



**Lyrics** ■■■■**Let Your Light Shine (Matthew 5:16)**

Hey! Hey! Yeah!
Hey! Hey! Yeah!
Let your light shine before men that
They may see your good deeds and
Praise your Father in heaven.
Let your light shine before men, yeah,
Let your light shine before men.
(Repeat.)

Let your light shine before men that
They may see your good deeds and
Praise your Father in heaven.
Let your light shine before men, yeah,
Let your light shine before men.
Let your light shine before men, yeah,
Let your light shine before men.
Hey! Hey! Yeah!
Hey! Hey! Yeah!

"Let Your Light Shine" (Matthew 5:16) by Carol Smith. © 2003, 2006 Group Publishing, Inc. All rights reserved.

OK
TO COPY

Spring Quarter

Lesson 1



Grades 3 & 4

FaithWeaver NOW is for today's Sunday school teachers. It's developed by real Sunday school teachers, examined by real ministry leaders, and tested and approved by thousands of churches so you get great lessons that work with today's families.

This quarter you'll explore these Bible passages:

	BIBLE CONTENT/SCRIPTURE	KEY VERSE	BIBLE POINT
WEEK 1	Jesus Teaches About Good Fruit (Luke 6:43-45)	"In the same way, let your light shine before men, that they may see your good deeds and praise your Father in heaven" (Matthew 5:16).	Acting like Jesus shows we're Christians.
WEEK 2	Jesus Tells the Parable of the Lost Son (Luke 15:11-32)	"But you are a forgiving God, gracious and compassionate, slow to anger and abounding in love" (Nehemiah 9:17).	God will forgive us when we sin.
WEEK 3	Jesus Washes the Disciples' Feet (John 13:1-17)	"If anyone wants to be first, he must be the very last, and the servant of all" (Mark 9:35).	Jesus wants us to serve others.
*WEEK 4	Jesus Is Tried and Crucified (Luke 19:28-40; 23:1-49)	"But God demonstrates his own love for us in this: While we were still sinners, Christ died for us" (Romans 5:8).	Jesus died to take the punishment for our sins.
*WEEK 5	Jesus Appears to Mary (John 20:1-18)	"That if you confess with your mouth, 'Jesus is Lord,' and believe in your heart that God raised him from the dead, you will be saved" (Romans 10:9).	Jesus is alive.
WEEK 6	Apostles Defend Their Faith (Acts 5:12-42)	"Consider it pure joy, my brothers, whenever you face trials of many kinds, because you know that the testing of your faith develops perseverance" (James 1:2-3).	Keep following God, even when it's hard.
WEEK 7	Saul Meets Jesus Near Damascus (Acts 9:1-20)	"Therefore, if anyone is in Christ, he is a new creation; the old has gone, the new has come!" (2 Corinthians 5:17).	Jesus changes our lives.
WEEK 8	Peter Raises Tabitha From the Dead (Acts 9:36-43)	"The prayer of a righteous man is powerful and effective" (James 5:16).	God answers when we pray.
WEEK 9	An Angel Frees Peter From Jail (Acts 12:1-18)	"For he will command his angels concerning you to guard you in all your ways" (Psalm 91:11).	Angels protect and help God's people.
WEEK 10	Lydia Is Converted (Acts 16:9-15)	"Preach the Word; be prepared in season and out of season" (2 Timothy 4:2).	Be prepared to tell others about Jesus.
WEEK 11	Paul's Jailer Believes in Jesus (Acts 16:16-34)	"They replied, 'Believe in the Lord Jesus, and you will be saved'" (Acts 16:31).	Jesus saves us.
WEEK 12	Paul Describes Living by God's Spirit (Romans 8:9-17)	"But the fruit of the Spirit is love, joy, peace, patience, kindness, goodness, faithfulness, gentleness, and self-control" (Galatians 5:22-23).	When we live by God's Spirit, God changes us.
WEEK 13	Paul Describes Genuine Love (1 Corinthians 13:1-13)	"Love is patient, love is kind. It does not envy, it does not boast, it is not proud. It is not rude, it is not self-seeking, it is not easily angered, it keeps no record of wrongs" (1 Corinthians 13:4-5).	God teaches us how to love.


* We recommend starting the quarter so that Lessons 4 and 5 align with the dates of Palm Sunday and Easter Sunday. Visit the Digital Download Center for a suggested schedule.

PLUS...

Access all these **FREE FaithWeaver NOW digital resources** at group.com/digital:

- **FREE digital copies of Teacher Guides** in PDF format so you can easily download any lesson for your ministry. Sharing lessons with busy volunteers couldn't be easier! *See inside kit for activation code.*
- **A FREE downloadable Director Manual** to help you structure your program for maximum effectiveness.
- **FREE weekly FamilyConnect pages** you can print out or email to parents to help families grow together in faith throughout the week.

Don't forget...



***Get a colorful, age-appropriate student book for every child! Each week, you'll get...**

- Engaging activities that bring the Bible to life for every child
- Easy faith conversation-starters for kids to take home
- Meaningful at-home activities for families to dig into Scripture

***You'll need one per child. Sold separately.**



THIS IS A SAMPLE
The number of pages is limited.

Purchase the item for the complete version.

