



FAITHWEAVER

Weaving faith into today's families

NOW[®]



**SUMMER
SUNDAY SCHOOL**

**GRADES 3 & 4
TEACHER GUIDE**

Group

FAITHWEAVER

Weaving faith into today's families

NOW[®]



**SUMMER
SUNDAY SCHOOL**

**GRADES 3&4
TEACHER GUIDE**



YOUR ACTIVATION CODE IS NOW LOCATED INSIDE THE TEACHER PACK!

Group
Real. Bold. Love.

Group resources really work!

This Group resource incorporates our R.E.A.L. approach to ministry. It reinforces a growing friendship with Jesus, encourages long-term learning, and results in life transformation, because it's



Relational

Learner-to-learner interaction enhances learning and builds Christian friendships.

Experiential

What learners experience through discussion and action sticks with them up to 9 times longer than what they simply hear or read.

Applicable

The aim of Christian education is to equip learners to be both hearers and doers of God's Word.

Learner-based

Learners understand and retain more when the learning process takes into consideration how they learn best.

Group

group.com/sunday-school

We know you care about kids...

We do, too!

That's why we attempt to ensure that all crafts, toys, and gizmos meet or exceed national safety standards—and are produced by manufacturers that don't use child labor or abuse their labor force. You can order Group resources knowing that in addition to caring for *your* kids, you're also caring for children elsewhere.

Let's keep kids safe!

We strive to provide products that are mechanically reliable and hold together during normal, intended usage. Items are also checked for flammability, and both paint and surface coatings are checked for heavy metals—including lead.

You can help your children stay safe by seeing that toys and gizmos are used as designed, for the purposes designed, and that any broken pieces are disposed of promptly and properly. We value your feedback. If you become aware of a problem affecting the safety of any of our products, please inform us immediately.

FaithWeaver NOW® Bible Curriculum, Grades 3 & 4, Summer

Copyright © 2000 and 2015 Group Publishing, Inc.

All rights reserved. No part of this book may be reproduced in any manner whatsoever without prior written permission from the publisher, except where noted in the text and in the case of brief quotations embodied in critical articles and reviews. For information, visit group.com/permissions.



When you see the OK TO COPY icon, this means permission to photocopy the page from FaithWeaver NOW® Bible Curriculum for Grades 3 & 4, Summer, is granted for local church use. Copyright © Group Publishing, Inc. group.com

Credits

Contributing Authors: Jacqui Baker, Sharon Carey, Jan Kershner, Jim Kochenburger, Janet R. Reeves, Michelle R. Hicks

Editors: Erica L. Feucht, Scott Firestone IV, Jennifer Hooks, Stephanie Martin, Jessica Sausto, Ali Thompson, Christine Yount Jones

Copy Editors: Lyndsay Gerwing, Deborah Helmers, Becky Helzer, Andrea Zimmerman

Chief Creative Officer: Joani Schultz

Cover Design and Art Direction: Jeff Spencer

Interior Design Team: Jared Bigham, Jeff Brunacci, Kate Elvin, Suzi Jensen, Randy Kady, Rebecca Swain

Illustrators: Liz Howe, Jan Knudson

Cover Photography: © iStockphoto.com/Rich Vintage Photography

All Scripture quotations, unless otherwise indicated, are taken from the Holy Bible, New International Version®, NIV®. Copyright © 1973, 1978, 1984 by Biblica, Inc.™ Used by permission of Zondervan. All rights reserved worldwide. www.zondervan.com

ISBN 978-1-4707-6320-6

Printed in the United States of America.



Contents

Introduction 4

The Lessons

Lesson 1: God Tests Abraham—Genesis 22:1-18 5

Lesson 2: Isaac Marries Rebekah—Genesis 24 17

Lesson 3: Jacob Deceives Esau and Isaac—Genesis 25:27-34; 27:1-40 27

Lesson 4: Jacob Marries Leah and Rachel—Genesis 29:15-30 37

Lesson 5: Joseph Dreams Disturbing Dreams—Genesis 37:1-11 49

Lesson 6: Joseph’s Brothers Sell Him Into Slavery—Genesis 37:12-36 61

Lesson 7: Pharaoh Puts Joseph in Charge—Genesis 39:20–41:49 73

Lesson 8: Joseph Forgives His Brothers—Genesis 42–45 81

Lesson 9: God Protects Moses—Exodus 1:1–2:10 93

Lesson 10: Moses Meets God at the Burning Bush—Exodus 2:11–3:20 103

Lesson 11: The Israelites Receive Cruel Treatment—Exodus 5:1–6:1 113

Lesson 12: God Sends Plagues on Egypt—Exodus 7:8–10:29 127

Lesson 13: The Israelites Escape From Egypt—Exodus 11:1–12:36 139



The future of Sunday school + family ministry is NOW.



No doubt about it, the world is changing. Families used to go to church every week. Kids used to have longer attention spans. Teachers used to have more time to prepare. And didn't our budgets used to be bigger?

Even the Sunday school Bible curriculum you used just a couple of years ago is already out of date. But there's one thing that's never changed: the need to grow families closer to Jesus.

That's why we created FaithWeaver NOW®, and it's different from anything you've ever seen before!

It combines Sunday school with family ministry. ■■■■

Sure, you've seen Sunday school aimed at families. But FaithWeaver NOW actually hits the target by having everyone in the family learning about the same Scripture each week.

It's simpler and easier. ■■■■

Sometimes change is a wonderful thing. Gone are the days when you needed to spend hours preparing your lessons and hunting for supplies. FaithWeaver NOW will have you and your team ready to go in a snap.

It's made for NOW. ■■■■

Life is complicated and full of distractions. FaithWeaver NOW keeps faith on track through even the most frenzied lifestyles.

What makes FaithWeaver NOW the perfect curriculum for TODAY's church?

- Families learn the same Bible passage in age-appropriate ways.
- Kids don't just hear the Word. They experience it.
- Simple and easy lessons fit even the busiest lives.
- Kids see God in their everyday world.
- The Scope & Sequence goes through the Bible every three years.
- You can customize it however you like, with both print and digital versions.




Create a vibrant family ministry that's new...that's wow...that's NOW. FaithWeaver NOW gives you a fresh strategy for being more successful than ever in bringing families closer to Jesus.

Thom Schultz Joani Schultz

Thom and Joani Schultz
Chairman and Chief Creative Officer
Group Publishing, Inc.






God Tests Abraham

Genesis 22:1-18

Third- and fourth-graders are used to obeying parents, teachers, and other people in authority. But sometimes it's harder to learn to obey someone who's not physically there. Abraham walked closely with God, so he was able to obey God easily—even when God asked him to do something that was very hard. Use this lesson to help kids understand that walking closely with God will help them learn to obey him better.



► **Bible Point**
Obey God.



LESSON	WHAT CHILDREN DO	SUPPLIES	EASY PREP
1 Getting Started	Lightning Fast React <i>(about 10 min.)</i> Obey the leader's rapid-fire commands.	prizes or treats for each child	
	"Why?" <i>(about 10 min.)</i> Explore what Abraham and Isaac went through as God told Abraham to sacrifice his son.	Bibles, paper, pens Teacher Pack: Bible Timeline 	
2 Bible Exploration	Trust and Obey <i>(about 10 min.)</i> Create an obedience altar, and sing "Trust and Obey."	Bible Truth Sleuth, pens, several pairs of scissors, tape or glue sticks, CD player, copies of the lyrics page (at the end of this lesson) Teacher Pack: CD	Tear out the Lesson 1 pages from each Bible Truth Sleuth student book.
	Key Verse Graffiti Mural <i>(about 15 min.)</i> Illustrate the Key Verse to discover what God's Word says about obedience.	Bibles, large piece of poster board, scissors, markers, tape	Cut poster board into 5 sections and write the following sections of the Key Verse, one per poster board, at the top of the 5 pieces: 1. So be careful to do what the Lord your God has commanded you; 2. do not turn aside to the right or to the left. 3. Walk in all the way that the Lord your God has commanded you, 4. so that you may live and prosper and prolong your days 5. in the land that you will possess.

Key Verse
"So be careful to do what the Lord your God has commanded you; do not turn aside to the right or to the left. Walk in all the way that the Lord your God has commanded you, so that you may live and prosper and prolong your days in the land that you will possess" (Deuteronomy 5:32-33).

Weaving Faith Into Life
Children will choose to obey, even when it's difficult.

Bold text within the lesson is spoken text.



LESSON	WHAT CHILDREN DO	SUPPLIES	EASY PREP
<p>3 Weaving Faith Into Life</p>	<p>Hangin' Tough! <i>(about 15 min.)</i> Talk about ways to obey even when it's difficult.</p>	<p>red, black, and green markers Teacher Pack: "Hangin' Tough" poster</p> 	
<p>4 Lasting Impressions</p>	<p>Daily Challenges <i>(about 5 min.)</i> Choose a Daily Challenge to apply God's Word.</p>	Bible Truth Sleuth	
	<p>Weaving Faith at Home <i>(about 2 min.)</i> Talk about how to share what they learned with their families.</p>	<p>Bible Truth Sleuth, Teacher Pack: "Hangin' Tough" poster</p> 	Tear out the letter to parents from each Bible Truth Sleuth student book.

Bold text within the lesson is spoken text.

God Tests Abraham

Genesis 22:1-18

BIBLE BACKGROUND
FOR LEADERS

A Preface for Today's Material

This account may seem horrifying if one doesn't study it carefully. It's hard to understand how our good God could command a parent to sacrifice a child. But if we examine the text, we can take comfort in knowing that God never intended for Abraham to sacrifice Isaac. The whole event was designed to test Abraham; it was a chance for him to grow his faith and learn about God's faithfulness.

Abraham Obeys God's Command to Sacrifice His Son

Isaac was the embodiment of all of God's promises to Abraham. However, no matter how surprised or saddened Abraham must have been, Abraham obeyed. The Bible says he set out the very next day. When Abraham knew what God wanted him to do, he set out to do it.

Abraham's faith in God and his willingness to obey are truly amazing. Not only was he willing to sacrifice his son, but he maintained faith in God's promise about Isaac. He said to his servants, "We will come back to you" (Genesis 22:5). Somehow Abraham was confident that in spite of this recent command, God would preserve Isaac, through whom God had promised to make Abraham's descendants as numerous as the stars in the heavens!

Abraham and Isaac Journey to the Place of Sacrifice

It took Abraham and Isaac three days to travel about 50 miles over rough, mountainous terrain. During the trip, Abraham had time to think. Certainly questions flooded his mind: "What if God really does let Isaac die? What will I tell Sarah? Might this God I'm serving abandon me now after all these promises?" Abraham could easily have justified disobedience in this case—

after all, this was the child God had promised to him and Sarah; maybe the voice he had heard wasn't God's after all. But whatever thoughts went through his mind, Abraham never swerved from his steadfast obedience.

Isaac Also Obeeyed God

The Bible tells us nothing of Isaac's thoughts or feelings during this trip. He must have noticed that his father was behaving strangely. But Isaac showed faith, too. He submitted to being placed on the altar in obedience to God's command.

The Jesus Connection

God loves us and he loved Abraham. God's test helped Abraham realize his own commitment to God, and the tests in our lives can help strengthen and deepen our faith, too.

How can you trust God in the middle of trials and difficulty? Invite God into your decisions and challenges and trust him to lead you no matter what the road ahead looks like. You can write your prayer below.



Lightning Fast React Supplies

prizes or treats for each
child

ALLERGY ALERT

“Why?” Supplies

Bibles
paper
pens
Teacher Pack
Bible Timeline

1 GETTING STARTED

Lightning Fast React

What You'll Do ■■■■■■

Welcome kids warmly as they arrive, and ask them how their week went. Have kids stand on one side of the room.

Say: **I'm going to give you some commands. When I give you a command, follow it right away. If you do just as I say, you'll get a surprise. Is everyone ready?**

When everyone is ready, start quickly calling out commands. Some suggestions might be “Put your hands on your head,” “Do a push-up,” “Run in place,” “Do a sit-up,” or “Shout ‘hallelujah!’ ” Give the kids a maximum of 10 commands, and then let them rest for a moment. Then give another round of commands. Play two or three rounds of this game. When you've finished, award the kids the prize or treat you've promised.

Talk With Kids ■■■■

Lead kids in this discussion.

Ask:

- Was it difficult to obey my commands? Why or why not?
- Why did you decide to obey the commands?
- What are some reasons not to obey someone?

Say: **Today we'll learn about a man who obeyed God and did it right away. His name is Abraham, and God asked him to do something very difficult. We'll learn why Abraham obeyed God and discover that it's good for us to ► OBEY GOD, too.**

“Why?”

What You'll Do ■■■■■■


Show kids the Bible Timeline, pointing out Abraham and Isaac on the “God Tests Abraham” picture. Have kids form four groups; give each group pens, paper, and at least one Bible.

Say: **Today we'll learn about Abraham and Isaac and about how God tested Abraham. Each group will have a passage of Scripture to read. Read the passage twice, and then come up with questions you have. They might be questions for God, for Abraham, or for Isaac.**

Give groups their passages, and allow time for them to read and come up with questions.

Group 1: Genesis 22:1-5

Group 2: Genesis 22:6-8



Group 3: Genesis 22:9-12
Group 4: Genesis 22:13-18

When kids are finished, have them come together. Have a willing child from each group summarize that group’s Scripture and read the questions the group came up with.

Say: **We can’t possibly know for sure why God told Abraham to sacrifice his son. It does seem to have been a test to see how much Abraham was willing to give to God. God wants all of us. When we ► OBEY GOD, he knows that we’re putting him first in our lives.**

Talk With Kids ■■■■

Lead kids in this discussion.

Ask:

- What was the hardest question for you to wrestle with? Why?
- Tell about a time you obeyed God even when it was hard.

Say: **Sometimes it’s hard for us to ► OBEY GOD. It was probably hard for Abraham to obey God and risk harming his son. But God still wants us to follow his commands. Let’s see what that means.**

2 BIBLE
EXPLORATION

Trust and Obey

What You’ll Do ■■■■

Distribute pens and this week’s Bible Truth Sleuth pages, and have kids turn to the “Obedience Altar” activity. Have kids cut out the logs and rocks at the bottom of the page, and then have them glue or tape the rocks together to make an altar. Encourage them to think of things they might need to sacrifice to obey God, such as watching a lot of TV, playing video games, or hanging out with a certain group of influential friends. Then have them write those things on the logs they cut out. As their sacrifice of obedience to God, have them tape or glue the logs onto the rocks.

Say: **We always need to obey God. Although you’ll sometimes have to sacrifice things, God probably won’t ask you to do what he asked Abraham to do. When we ► OBEY GOD, it pleases God and allows him to make our lives the best they can be. Let’s sing a song about obedience.**

Hand out copies of the lyrics, and play “Trust and Obey” (track 3 on the CD). Lead kids in singing the song.



**Trust and Obey
Supplies**

- Bible Truth Sleuth
- pens
- several pairs of scissors
- tape or glue sticks
- CD player
- copies of the lyrics page
(at the end of this lesson)


Teacher Pack
CD: “Trust and Obey”
(track 3)

**Trust and Obey
Easy Prep**

Tear out the Lesson 1 pages from each Bible Truth Sleuth student book.






**When we walk with the Lord
 In the light of his Word,
 What a glory he sheds on our way!
 While we do his good will,
 He abides with us still
 And with all who will trust and obey.**

**Trust and obey,
 For there's no other way
 To be happy in Jesus,
 But to trust and obey.**

**When we walk with the Lord
 In the light of his Word,
 What a glory he sheds on our way!
 While we do his good will,
 He abides with us still
 And with all who will trust and obey.**

**Trust and obey,
 For there's no other way
 To be happy in Jesus,
 But to trust and obey.**

“Trust and Obey” by John H. Sammis.


Talk With Kids

Lead kids in this discussion.

Ask:

- **What are some things you needed to sacrifice to obey God?**
- **When do you find it easy to obey God?**
- **What kinds of things might you have to give up to follow Jesus?**
- **How does trusting God connect to obeying him?**

Say: **Abraham's life shows us that sometimes it's difficult to obey God. But he's always there to help us, because it pleases him when we ► OBEY GOD. Because he loves us and wants the best for us, he'll help us to be obedient, especially when it's difficult.**



Key Verse Graffiti Mural

What You'll Do ■■■■■■

Make sure each child has a Bible. Say: **Our Key Verse today is Deuteronomy 5:32-33.**

Have kids find the Key Verse in their Bibles, and ask a willing child to read the verse aloud: "So be careful to do what the Lord your God has commanded you; do not turn aside to the right or to the left. Walk in all the way that the Lord your God has commanded you, so that you may live and prosper and prolong your days in the land that you will possess."

Say: **Let's create a mural about our Key Verse.**

Have kids form five groups. Distribute markers to each group. Assign each group a section of the Key Verse, and have the kids rewrite that section in their own words on the appropriate poster board. Then have them draw pictures on the poster board to illustrate the verse.

After kids have finished their murals, have them help you attach them all together and tape them to a wall. Review the entire verse.

Talk With Kids ■■■■

Lead kids in this discussion.

Ask:

- **How would you sum up this verse?**
- **Why is it important to do what God has commanded us?**
- **What's one way you can live out this verse?**

Say: **When we ► OBEY GOD it pleases him. He wants to be able to give us the best he has for us. The promise he gives here for obedience—"that you may live and prosper and prolong your days"—is just the beginning of all the good things he wants to bring to our lives. Abraham is proof of that. But we must be obedient to him to receive his best. God can help us obey in all situations, even when it's difficult.**

3 WEAVING FAITH INTO LIFE

Hangin' Tough!

What You'll Do ■■■■■■

Hang up the "Hangin' Tough" poster, and gather kids around it. Have the markers nearby.

Say: **I want you to look at the poster. I'll read what each of these situations is about. Then you'll decide whether obeying in that situation would be easy, difficult,**



Key Verse Graffiti Mural Supplies

-
- Bibles
 - large piece of poster board
 - scissors
 - markers
 - tape

Key Verse Graffiti Mural Easy Prep

-
- Cut poster board into 5 sections and write the following sections of the Key Verse, one per poster board, at the top of the 5 pieces:
1. So be careful to do what the Lord your God has commanded you;
 2. do not turn aside to the right or to the left.
 3. Walk in all the way that the Lord your God has commanded you,
 4. so that you may live and prosper and prolong your days
 5. in the land that you will possess.

Hangin' Tough! Supplies

-
- red, black, and green markers
- Teacher Pack**
"Hangin' Tough" poster





or impossible. If you think it would be easy, use the green marker to draw a check mark on the area of the poster showing the scenario I've read. If you think it would be difficult, use a red marker to draw a check mark on the scenario. And if you think it would be impossible to obey, use a black marker to draw an X on the scenario. Okay, is everyone ready?

When kids understand what they are supposed to do, read the following situations.

Say: In the first situation, you feel God is prompting you to tell a real tough kid about Jesus and how to have a relationship with him. This kid looks especially angry today.

Allow kids to make their marks on the poster.

Say: In the second situation, school's out and you want to go play with your neighborhood friends, but your parents have asked you to spend the day playing instead with your younger brother or sister.

Allow kids to make their marks on the poster.

Say: In the third situation, you find \$5 on the floor of your classroom. In the past, your teacher has been clear that when you find things like this, you have to turn them in to him.

Allow kids to make their marks on the poster.

Say: In the fourth situation, your soccer team has some make-up games scheduled on Sunday mornings for the next two weeks. You're a key player for the team, but your parents have said that you can't miss church for games.

Allow kids to make their marks on the poster.


Say: In the fifth situation, you've told your friends you could hang out with them all weekend. Your dad tells you that this is the weekend you're supposed to do yard-work for elderly people in your church, and you have to tell your friends you can't hang out with them.

Allow kids to make their marks on the poster.

Say: In the sixth situation, a bully who wants to fight you threatens you. Even your Christian friends wonder why you don't fight this bully, but your parents have taught you that God says to "turn the other cheek," meaning you shouldn't fight.

Allow kids to make their marks on the poster.

Say: In the seventh situation, you're reading your Bible and come to the verse that says, "Honor your father and mother." You're mad at your mom and dad, though, because they won't let you have the new video game you want.



Allow kids to make their marks on the poster.

Say: **In the last situation, your parents have taught you to give part of your allowance to God in church. This week if you don't give money in the collection, you will have just enough to buy the new music you want.**

Allow kids to make their marks on the poster.

Talk With Kids ■■■■

Lead kids in this discussion.

Ask:

- **What's the most difficult thing about obeying in each of these situations?**
- **How can God help you obey in each situation?**
- **Which of these situations most reminded you of one you've faced recently? What can you do to obey in that situation?**

Say: **Our obedience pleases God. We can strive to ► OBEY GOD in every part of our lives, even if it's hard—just as it was for Abraham. But God won't ask us to do something impossible; he'll always help us, just as he did by providing a ram for Abraham to sacrifice.**

4 LASTING IMPRESSIONS

Daily Challenges

What You'll Do ■■■■

Say: **Let's consider how we can ► OBEY GOD this week, even when it's hard.**

Have kids find this week's Daily Challenges on their Bible Truth Sleuth pages and choose one to do this week. They can choose one or more of these three options:

- **Obey right away when a parent asks you to do something.**
- **One way to obey God is by loving others. Do something loving for a family member or friend this week.**
- **It takes sacrifice to obey God. Give something up this week, and spend that time growing closer to God.**

Make sure you choose a Daily Challenge as well, and tell the kids what you chose. Kids will be more inclined to follow through on their commitments when they see you doing the same.



Daily Challenges
Supplies

.....
Bible Truth Sleuth





Weaving Faith at Home Supplies

.....
Bible Truth Sleuth
Teacher Pack
“Hangin’ Tough” poster

Weaving Faith at Home Easy Prep

.....
Tear out the letter to parents from each Bible Truth Sleuth student book.

Talk With Kids ■■■■

Lead kids in this discussion.

Ask:

- **What’s a practical way you’re going to do your Daily Challenge? Include a time, a place, and other ideas.**

Say: **As we saw in Abraham’s life, it’s sometimes hard to ► OBEY GOD. But God promises to always be with us when we do.**

Weaving Faith at Home


Send the letter to parents home with your kids or give it to parents when they pick up their children. This is a great way to show families they’re important to your church and to support their role as spiritual leaders to their children.

Encourage kids to talk with their parents about the Daily Challenges they chose and what they learned about obeying God. Kids can also do the activities in the “HomeConnect” section of their Bible Truth Sleuth pages with their families.

Talk to your Director about emailing the FREE FamilyConnect to all your church’s families. Available at group.com/digital.

Have kids each come up and place their hand on an image from the “Hangin’ Tough” poster that they labeled as impossible or difficult. Then pray together that God would help them to be obedient and trust him in all situations.





Lyrics ■■■■

Trust and Obey

When we walk with the Lord
In the light of his Word,
What a glory he sheds on our way!
While we do his good will,
He abides with us still
And with all who will trust and obey.

Trust and obey,
For there's no other way
To be happy in Jesus,
But to trust and obey.

When we walk with the Lord
In the light of his Word,
What a glory he sheds on our way!
While we do his good will,
He abides with us still
And with all who will trust and obey.

Trust and obey,
For there's no other way
To be happy in Jesus,
But to trust and obey.

"Trust and Obey" by John H. Sammis.



OK
TO COPY



FaithWeaver NOW is for today's Sunday school teachers. It's developed by real Sunday school teachers, examined by real ministry leaders, and tested and approved by thousands of churches so you get great lessons that work with today's families.

This quarter you'll explore these Bible passages:


	BIBLE CONTENT/SCRIPTURE	KEY VERSE	BIBLE POINT
WEEK 1	God Tests Abraham (Genesis 22:1-18)	"So be careful to do what the Lord your God has commanded you; do not turn aside to the right or to the left. Walk in all the way that the Lord your God has commanded you, so that you may live and prosper and prolong your days in the land that you will possess" (Deuteronomy 5:32-33).	Obey God.
WEEK 2	Isaac Marries Rebekah (Genesis 24)	"If any of you lacks wisdom, he should ask God, who gives generously to all without finding fault, and it will be given to him" (James 1:5).	Pray for God's direction.
WEEK 3	Jacob Deceives Esau and Isaac (Genesis 25:27-34; 27:1-40)	"The Lord detests lying lips, but he delights in men who are truthful" (Proverbs 12:22).	Honesty is important to God.
WEEK 4	Jacob Marries Leah and Rachel (Genesis 29:15-30)	"And we know that in all things God works for the good of those who love him, who have been called according to his purpose" (Romans 8:28).	God uses hard times to help us grow.
WEEK 5	Joseph Dreams Disturbing Dreams (Genesis 37:1-11)	"A new command I give you: Love one another. As I have loved you, so you must love one another" (John 13:34).	Show Jesus' love in our families.
WEEK 6	Joseph's Brothers Sell Him Into Slavery (Genesis 37:12-36)	"Dear children, let us not love with words or tongue but with actions and in truth" (1 John 3:18).	God wants us to do what's right.
WEEK 7	Pharaoh Puts Joseph in Charge (Genesis 39:20-41:49)	"Whatever you do, work at it with all your heart, as working for the Lord, not for men" (Colossians 3:23).	We can serve God anywhere.
WEEK 8	Joseph Forgives His Brothers (Genesis 42-45)	"Bear with each other and forgive whatever grievances you may have against one another. Forgive as the Lord forgave you" (Colossians 3:13).	God wants us to forgive.
WEEK 9	God Protects Moses (Exodus 1:1-2:10)	"God is our refuge and strength, an ever-present help in trouble" (Psalm 46:1).	God protects us.
WEEK 10	Moses Meets God at the Burning Bush (Exodus 2:11-3:20)	"I can do everything through him who gives me strength" (Philippians 4:13).	God can use us.
WEEK 11	The Israelites Receive Cruel Treatment (Exodus 5:1-6:1)	"But those who hope in the Lord will renew their strength. They will soar on wings like eagles; they will run and not grow weary, they will walk and not be faint" (Isaiah 40:31).	God wants us to hope in him.
WEEK 12	God Sends Plagues on Egypt (Exodus 7:8-10:29)	"So do not fear, for I am with you; do not be dismayed, for I am your God. I will strengthen you and help you; I will uphold you with my righteous right hand" (Isaiah 41:10).	God uses his power to help us.
WEEK 13	The Israelites Escape From Egypt (Exodus 11:1-12:36)	"So if the Son sets you free, you will be free indeed" (John 8:36).	Jesus sets us free.

PLUS...

Access all these **FREE FaithWeaver NOW digital resources** at group.com/digital:

- **FREE digital copies of Teacher Guides** in Word and PDF format so you can easily customize any lesson to your ministry. Sharing lessons with busy volunteers couldn't be easier! *See inside for activation code.*
- **A FREE downloadable Director Manual** to help you structure your program for maximum effectiveness.
- **FREE weekly FamilyConnect pages** you can print out or email to parents to help families grow together in faith throughout the week.

Don't forget...



***Get a colorful, age-appropriate student book for every child! Each week, you'll get...**

- Engaging activities that bring the Bible to life for every child
- Easy faith conversation-starters for kids to take home
- Meaningful at-home activities for families to dig into Scripture

***You'll need one per child. Sold separately.**



THIS IS A SAMPLE
The number of pages is limited.

Purchase the item for the complete version.

