



FAITHWEAVER

Weaving faith into today's families **NOW**[®]

FALL
SUNDAY SCHOOL

GRADES 5 & 6
TEACHER GUIDE

FAITHWEAVER

Weaving faith into today's families **NOW**[®]

**FALL
SUNDAY SCHOOL**

**GRADES 5 & 6
TEACHER GUIDE**



YOUR ACTIVATION CODE IS NOW LOCATED INSIDE THE TEACHER PACK!

Group

Group resources really work!

This Group resource incorporates our R.E.A.L. approach to ministry. It reinforces a growing friendship with Jesus, encourages long-term learning, and results in life transformation, because it's



Relational

Learner-to-learner interaction enhances learning and builds Christian friendships.

Experiential

What learners experience through discussion and action sticks with them up to 9 times longer than what they simply hear or read.

Applicable

The aim of Christian education is to equip learners to be both hearers and doers of God's Word.

Learner-based

Learners understand and retain more when the learning process takes into consideration how they learn best.

Group

group.com/sunday-school

We know you care about kids...

We do, too!

That's why we attempt to ensure that all crafts, toys, and gizmos meet or exceed national safety standards—and are produced by manufacturers that don't use child labor or abuse their labor force. You can order Group resources knowing that in addition to caring for *your* kids, you're also caring for children elsewhere.

Let's keep kids safe!

We strive to provide products that are mechanically reliable and hold together during normal, intended usage. Items are also checked for flammability, and both paint and surface coatings are checked for heavy metals—including lead.

You can help your children stay safe by seeing that toys and gizmos are used as designed, for the purposes designed, and that any broken pieces are disposed of promptly and properly. We value your feedback. If you become aware of a problem affecting the safety of any of our products, please inform us immediately.

FaithWeaver NOW® Bible Curriculum, Grades 5 & 6, Fall

Copyright © 2002 and 2014 Group Publishing, Inc.

All rights reserved. No part of this book may be reproduced in any manner whatsoever without prior written permission from the publisher, except where noted in the text and in the case of brief quotations embodied in critical articles and reviews. For information, visit group.com/permissions.



When you see the OK TO COPY icon, this means permission to photocopy the page from FaithWeaver NOW® Bible Curriculum for Grades 5 & 6, Fall, is granted for local church use. Copyright © Group Publishing, Inc. group.com

Credits

Authors: Tim Baker, John R. Cutshall, Mikal Keefer, Christina Schofield, Michael D. Warden

Editors: Laycie Costigan, Scott Firestone IV, Jennifer Hooks, Stephanie Martin, Jessica Sausto, Ali Thompson, Christine Yount Jones

Copy Editors: Erica L. Feucht, Deborah Helmers, Becky Helzer, Andrea Zimmerman

Chief Creative Officer: Joani Schultz

Cover Design and Art Direction: Jeff Spencer

Interior Design Team: Jeff Brunacci, Kate Elvin, Suzi Jensen, Randy Kady, Rebecca Swain

Cover Photography: © iStockphoto/Matthew Scherf and Aleks Le

All scripture quotations, unless otherwise indicated, are taken from the Holy Bible, New International Version®, NIV®. Copyright ©1973, 1978, 1984 by Biblica, Inc.™. Used by permission of Zondervan. All rights reserved worldwide. www.zondervan.com.

ISBN 978-1-4707-5992-6

Printed in the United States of America.



Contents

Introduction	4
The Lessons	
Lesson 1: God Creates the World —Genesis 1:1–2:3	5
Lesson 2: God Creates Adam and Eve —Genesis 2:4–22	15
Lesson 3: Adam and Eve Sin —Genesis 3	23
Lesson 4: Cain Kills Abel —Genesis 4:1–16	33
Lesson 5: Noah Builds the Ark —Genesis 6:5–22	41
Lesson 6: God Floods the Earth —Genesis 7–8; 9:8–16	51
Lesson 7: People Build a Tower at Babel —Genesis 11:1–9	63
Lesson 8: Abram Follows God’s Direction —Genesis 12:1–8	73
Lesson 9: Lot and Abram Divide the Land —Genesis 13	87
Lesson 10: God Makes a Covenant With Abram —Genesis 15:1–18	97
Lesson 11: Abraham’s Visitors/Sodom and Gomorrah — Genesis 18:1–19:29.....	107
Lesson 12: Isaac Is Born —Genesis 21:1–6	117
Lesson 13: God Cares for Hagar and Ishmael —Genesis 21:8–21	129



The future of Sunday school + family ministry is NOW.



No doubt about it, the world is changing. Families used to go to church every week. Kids used to have longer attention spans. Teachers used to have more time to prepare. And didn't our budgets used to be bigger?

Even the Sunday school Bible curriculum you used just a couple of years ago is already out of date. But there's one thing that's never changed: the need to grow families closer to Jesus.

That's why we created FaithWeaver NOW®, and it's different from anything you've ever seen before!

It combines Sunday school with family ministry. ■■■■

Sure, you've seen Sunday school aimed at families. But FaithWeaver NOW actually hits the target by having everyone in the family learning about the same Scripture each week.

It's simpler and easier. ■■■■

Sometimes change is a wonderful thing. Gone are the days when you needed to spend hours preparing your lessons and hunting for supplies. FaithWeaver NOW will have you and your team ready to go in a snap.

It's made for NOW. ■■■■

Life is complicated and full of distractions. FaithWeaver NOW keeps faith on track through even the most frenzied lifestyles.

What makes FaithWeaver NOW the perfect curriculum for TODAY's church?

- Families learn the same Bible passage in age-appropriate ways.
- Kids don't just hear the Word. They experience it.
- Simple and easy lessons fit even the busiest lives.
- Kids see God in their everyday world.
- The Scope & Sequence goes through the Bible every three years.
- You can customize it however you like, with both print and digital versions.



Create a vibrant family ministry that's new...that's wow...that's NOW. FaithWeaver NOW gives you a fresh strategy for being more successful than ever in bringing families closer to Jesus.

Thom Schultz Joani Schultz

Thom and Joani Schultz
Chairman and Chief Creative Officer
Group Publishing, Inc.





God Creates the World

Genesis 1:1–2:3


Fifth- and sixth-graders are beginning to see that a world exists beyond their neighborhood or town. They begin to understand that there are delights of God’s creation they haven’t yet experienced. Continuing to introduce them to unusual wonders of God’s world is a way to overcome the typical preadolescent apathy toward Sunday school. Use this lesson to show kids the captivating wonder of God’s creation.



► **Bible Point**
God made the world.

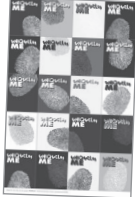
Key Verse
“In the beginning God created the heavens and the earth”
(Genesis 1:1).

Weaving Faith Into Life
Preteens will thank God for creating them in his image.

LESSON	WHAT KIDS DO	SUPPLIES	EASY PREP
1 Getting Started	Create-a-World <i>(about 15 min.)</i> Create their own worlds, and discuss God’s creation of our world.	Bible Buzz; CD player; a variety of art supplies such as glitter glue, yarn, and markers; construction paper Teacher Pack: CD	Tear out the Lesson 1 pages from each Bible Buzz student book.
2 Bible Exploration	Creation Descriptions <i>(about 25 min.)</i> Look closely at one day of Creation, and prepare a presentation.	Bibles, Bible Buzz, markers, paper Teacher Pack: Bible Timeline 	

Bold text within the lesson is spoken text.



LESSON	WHAT KIDS DO	SUPPLIES	EASY PREP
3 Weaving Faith Into Life	A Wonderful Event <i>(about 10 min.)</i> Play Creation Tag, and talk about God creating the universe.	Bible, copies of the lyrics page (at the end of this lesson), CD player Teacher Pack: CD	
	Image of God <i>(about 10 min.)</i> Stamp fingerprints on cards, and discuss being created in God's image.	Bible, wet wipes, colored pencils Teacher Pack: stamp pads, "Uniquely Me" cards 	Separate the "Uniquely Me" cards.
4 Lasting Impressions	Daily Challenges <i>(about 5 min.)</i> Choose a Daily Challenge to apply God's Word.	Bible Buzz	
	Weaving Faith at Home <i>(about 2 min.)</i> Talk about how to share what they learned with their families.	Bible Buzz	Tear out the letter to parents from each Bible Buzz student book.

***Bold text** within the lesson is spoken text.*



Create-a-World Supplies

Bible Buzz
CD player
a variety of art supplies
such as glitter glue,
yarn, and markers
construction paper
Teacher Pack
CD: "Construction
Noises" (track 2)

Create-a-World Easy Prep

Tear out the Lesson 1
pages from each Bible
Buzz student book.

Creation Descriptions Supplies

Bibles
Bible Buzz
markers
paper
Teacher Pack
Bible Timeline

1 GETTING STARTED

Create-a-World

What You'll Do ■■■■■■

Welcome kids warmly as they arrive, and ask them how their week went.

Have children form three equal groups, and distribute this week's Bible Buzz page. Say: **Find the "Create-a-World" section on your Bible Buzz page. Read the instructions in your groups, and then create your worlds using any of the art supplies provided. You'll have eight minutes to create your world and prepare to present it to the rest of the group.** Play "Construction Noises" (track 2 on the CD) while kids work.

When time is up, have groups present their creations and explain how and why they created what they did.

Talk With Kids ■■■■

When everyone has presented, lead kids in this discussion.

Ask:

- What was it like using your imagination to create a world of your own?
- What did you discover about the joys and difficulties of creation?
- What's amazing about watching something new being made out of a mixture of other things?

Say: **This activity gave us a glimpse of what's involved in creating something. Today we're going to explore God's incredible creation of our world. Let's begin by exploring some of the amazing things God included when ► GOD MADE THE WORLD.**

2 BIBLE EXPLORATION

Creation Descriptions

What You'll Do ■■■■■■

Show kids the Bible Timeline, and point to the "Creation" picture.

Say: **Today we'll be looking way back in time to the very beginning, when ► GOD MADE THE WORLD.**





Direct kids to the “Amazing Facts About the Earth” section on their Bible Buzz pages. Invite willing children to take turns reading the facts until all are read aloud.

Ask:

- Which of those facts provided new discoveries for you? What amazed you about those facts?
- What do you think of a God who could create an amazing world like ours?

Have children form six groups. (A group can be one person.) Give each group a Bible, paper, and several markers, and assign each group one day of Creation to research using the following verses in Genesis:

Group 1/Day 1—Genesis 1:1-5

Group 2/Day 2—Genesis 1:6-8

Group 3/Day 3—Genesis 1:9-13

Group 4/Day 4—Genesis 1:14-19

Group 5/Day 5—Genesis 1:20-23

Group 6/Day 6—Genesis 1:24-31

Say: **After reading your Bible passage with your group, draw a cartoon of what happened on the day of Creation you read about. Be as detailed as possible. You’ll have 10 minutes to create your cartoons.**

When groups have finished, have them present their cartoons for everyone to see. Begin with the group presenting Day One, and continue through each of the following days. Invite a representative from each group to stay up front holding that group’s cartoon as others present and add to the visual progress of the days of Creation.

Talk With Kids ■■■■

When all the groups have presented, lead kids in this discussion.

Ask:

- What differences do you see between the world God created and the cartoons you created?
- When you consider the amazing facts of Creation, how do your cartoons compare to God’s work?
- What’s your reaction to everything God’s made—the world and everything in it?

Say: **It may seem strange to talk about how you react to God’s creation. But it’s hard to look at everything that God did without having a feeling about it. When you step back and look at what God did when ► GOD MADE THE WORLD, it’s incredible to think about the work and emotion that God put into it. God shows us how much he loves us by creating this amazing world for us to live in.**





A Wonderful Event Supplies

Bible
copies of the lyrics page
(at the end of this
lesson)
CD player
Teacher Pack
CD: "Genesis 1:1"
(track 3)

3 WEAVING FAITH INTO LIFE

A Wonderful Event

What You'll Do ■■■■■■

Read this week's Key Verse, Genesis 1:1, to the group: **"In the beginning God created the heavens and the earth" (Genesis 1:1).**

Say: **That's a short verse with a *big* meaning! What do you think this verse tells us about God?** Allow time. **Let's sing "Genesis 1:1" to help us better understand the Key Verse.**

Pass out copies of the lyrics, and play "Genesis 1:1" (track 3 on the CD). Sing along with the kids, and refer to the lyrics page for the words.



Genesis 1:1:
It's a whole lotta fun,
'Cause that's where it all started,
Before the Red Sea parted,
Before God told Noah
To build a big boat,
Way before Joshua
Marched around Jericho.

(Chorus)

**In the beginning, God created the heavens and the earth. Yeah!
In the beginning, God created the heavens and the earth. Yeah!**

Genesis 1:1:
It's a whole lotta fun,
'Cause that's where it all started,
Before the Red Sea parted,
Before God told Abraham
He'd be the father of nations,
Way before Jesus
Came to redeem us.

(Sing chorus.)

Genesis 1:1:
It's a whole lotta fun,
'Cause that's where it all started,
Before the Red Sea parted.
Before God told David
That he could slay a giant,





**Way before me
And everything I see. Yeah!**

(Sing chorus 2x.)

**Genesis 1:1.
Genesis 1:1.
Genesis 1:1.
Genesis 1:1.**

“Genesis 1:1” by Jay Stocker. © 2005 Group Publishing, Inc. All rights reserved.

Say: ► **GOD MADE THE WORLD and everything in it. He had to think of all the different things that are in nature! Let’s see how quickly we can recall some of the things God created. We’re going to play a game of Creation Tag. When you get tagged, you have to shout out something God created—and it can’t be something someone already named. If you pause before you answer, you’re out!** Select a child to be the first Tagger. Be prepared to judge whether a child answers quickly enough and whether there’s a repeat answer. You may also have to judge whether something is truly God-made versus man-made.

After a couple of minutes, appoint a new Tagger. The longer the game goes on, the harder it will be for kids to quickly think of things that haven’t been named.

Talk With Kids ■■■■

Lead kids in this discussion.

Ask:

- **What was it like trying to quickly name different things God created?**
- **How does that change your perspective on what it was like for God to create everything out of nothing?**
- **Of all the things you named, which is most amazing to you? Why?**
- **What can you do to appreciate the many things God made?**

Say: **When we simply say that ► GOD MADE THE WORLD, it might not seem that extraordinary. But when we think about all the details that went into making the world, it’s pretty amazing to think of the kind of creative God we serve! And you can continue to break things down into more and more detail when you think about all the microscopic parts that make trees grow leaves and animals able to run. God made us with a lot of detail, too. In fact, we’re his most precious creation!**





Image of God Supplies

.....
Bible
wet wipes
colored pencils
Teacher Pack
stamp pads
“Uniquely Me” cards

Image of God

What You'll Do ■■■■■■

Gather kids together, and read Genesis 1:26-27 aloud.

Say: **The greatest thing about God’s creation is that God created you and me. And it’s incredible to know that God loved the work he did in creating us.**

Give each child a “Uniquely Me” card, and set out the stamp pads.

Say: **Take turns using a stamp pad to stamp your thumbprint or fingerprint on the back of your “Uniquely Me” card. You can clean your hands with a wet wipe after you’ve made your fingerprint. Allow time. Then turn your fingerprint into a person doing something that describes you—you might turn your print into a head and draw a body playing soccer, piano, or anything that shows something you like to do. Allow time, and then have kids find partners and compare fingerprints.**

Talk With Kids ■■■■

Lead kids in this discussion.

Ask:

- **What did you discover about your fingerprint as you compared it with others’ fingerprints?**

Again read Genesis 1:26-27 aloud.

Ask:

- **What does being made in the image of God mean to you?**
- **Why does that make each person special?**
- **What can you do with the interests and talents God gave you to take care of the world he made?**

Say: ► **GOD MADE THE WORLD—and each one of us—incredibly unique. The fingerprint on your card is the only one like it in the entire world. You’re truly one-of-a-kind. Even though we’re all different, God’s image is in all of us. Because God’s image lives in each of us, we can strive to represent God’s image in positive ways in our lives. We can thank God for his creation by treating each other and the world God gave us with respect and care. Let’s talk about how we can do that this week.**





4 LASTING IMPRESSIONS

Daily Challenges

What You'll Do ■■■■■■

Say: **Let's think about how we can thank God this week for the awesome way
▶ GOD MADE THE WORLD.**

Have kids find this week's Daily Challenges on their Bible Buzz page and choose one to do this week. They can choose one or more of these three options:

- **Do one thing you don't normally do to take care of God's creation.**
- **Spend time outside thanking God for his wonderful creation.**
- **Write a letter to God telling him what you're thankful for in his creation.**

Make sure you choose a Daily Challenge as well, and tell kids what you chose. Kids will be more inclined to follow through on their commitments when they see you doing the same.

Talk With Kids ■■■■

Ask:

- **What's a practical way you're going to do your Daily Challenge? Share a time, a place, or other ideas.** Allow time.

Say: **Remember, treating others and our world with respect is a great way to thank God for his creation. Let's remember that ▶ GOD MADE THE WORLD as we follow through on our Daily Challenges this week.**

Weaving Faith at Home

Send the letter to parents home with your kids or give it to parents when they pick up their children. This is a great way to show families they're important to your church and to support their role as spiritual leaders to their children.

Encourage kids to talk with their parents about the Daily Challenges they chose and what they learned about God's creation. Kids can also do the activities in the "HomeConnect" section of their Bible Buzz pages with their families.

Talk to your Director about emailing the FREE FamilyConnect to all your church's families. Available at group.com/digital.

Have kids form pairs and share one thing they're thankful for about God's creation. For example, kids might respond, "I'm thankful that God created fruit because I really like oranges." When kids have shared, have them hold their "Uniquely Me" cards and thank God for creating them in God's image. Close your prayer with, **"Thank you, God, for the way you made the world and each one of us. In Jesus' name, amen."**



Daily Challenges Supplies

.....
Bible Buzz

Weaving Faith at Home Supplies

.....
Bible Buzz

Weaving Faith at Home Easy Prep

.....
Tear out the letter to parents from each Bible Buzz student book.





Lyrics

Genesis 1:1

Genesis 1:1:
It's a whole lotta fun,
'Cause that's where it all started,
Before the Red Sea parted,
Before God told Noah
To build a big boat,
Way before Joshua
Marched around Jericho.

(Chorus)

In the beginning, God created the heavens and the earth. Yeah!
In the beginning, God created the heavens and the earth. Yeah!

Genesis 1:1:
It's a whole lotta fun,
'Cause that's where it all started,
Before the Red Sea parted,
Before God told Abraham
He'd be the father of nations,
Way before Jesus
Came to redeem us.

(Sing chorus.)

Genesis 1:1:
It's a whole lotta fun,
'Cause that's where it all started,
Before the Red Sea parted.
Before God told David
That he could slay a giant,
Way before me
And everything I see. Yeah!

(Sing chorus 2x.)

Genesis 1:1.
Genesis 1:1.
Genesis 1:1.
Genesis 1:1.

"Genesis 1:1" by Jay Stocker. © 2005 Group Publishing, Inc. All rights reserved.



FaithWeaver NOW is for today's Sunday school teachers. It's developed by real Sunday school teachers, examined by real ministry leaders, and tested and approved by thousands of churches so you get great lessons that work with today's families.

This quarter you'll explore these Bible passages:


	BIBLE CONTENT/SCRIPTURE	KEY VERSE	BIBLE POINT
WEEK 1	God Creates the World (Genesis 1:1-2:3)	"In the beginning God created the heavens and the earth" (Genesis 1:1).	God made the world.
WEEK 2	God Creates Adam and Eve (Genesis 2:4-22)	"I praise you because I am fearfully and wonderfully made; your works are wonderful, I know that full well" (Psalm 139:14).	God made us.
WEEK 3	Adam and Eve Sin (Genesis 3)	"For all have sinned and fall short of the glory of God" (Romans 3:23).	God doesn't want us to sin.
WEEK 4	Cain Kills Abel (Genesis 4:1-16)	"Be devoted to one another in brotherly love. Honor one another above yourselves" (Romans 12:10).	God wants us to love our families.
WEEK 5	Noah Builds the Ark (Genesis 6:5-22)	"Peter and the other apostles replied: 'We must obey God rather than men!'" (Acts 5:29).	God wants us to obey.
WEEK 6	God Floods the Earth (Genesis 7-8; 9:8-16)	"The Lord is faithful to all his promises and loving toward all he has made" (Psalm 145:13).	We can count on God's promises.
WEEK 7	People Build a Tower at Babel (Genesis 11:1-9)	"Love the Lord your God with all your heart and with all your soul and with all your strength" (Deuteronomy 6:5).	We put God first.
WEEK 8	Abram Follows God's Direction (Genesis 12:1-8)	"Trust in the Lord with all your heart and lean not on your own understanding; in all your ways acknowledge him, and he will make your paths straight" (Proverbs 3:5-6).	We can always trust God.
WEEK 9	Lot and Abram Divide the Land (Genesis 13)	"Do to others as you would have them do to you" (Luke 6:31).	God wants us to put others first.
WEEK 10	God Makes a Covenant With Abram (Genesis 15:1-18)	"'For I know the plans I have for you,' declares the Lord, 'plans to prosper you and not to harm you, plans to give you hope and a future'" (Jeremiah 29:11).	God has good plans for us.
WEEK 11	Abraham's Visitors/ Sodom and Gomorrah (Genesis 18:1-19:29)	"For nothing is impossible with God" (Luke 1:37).	God does amazing things.
WEEK 12	Isaac Is Born (Genesis 21:1-6)	"Rejoice in the Lord always. I will say it again: Rejoice!" (Philippians 4:4).	Thank God for his gifts.
WEEK 13	God Cares for Hagar and Ishmael (Genesis 21:8-21)	"So I say to you: Ask and it will be given to you; seek and you will find; knock and the door will be opened to you" (Luke 11:9).	God always hears us when we pray.

PLUS...

Access all these **FREE FaithWeaver NOW digital resources** at group.com/digital:

- **FREE digital copies of Teacher Guides** in Word and PDF format so you can easily customize any lesson to your ministry. Sharing lessons with busy volunteers couldn't be easier! *Look inside the teacher pack for activation code.*
- **A FREE downloadable Director Manual** to help you structure your program for maximum effectiveness.
- **FREE weekly FamilyConnect pages** you can print out or email to parents to help families grow together in faith throughout the week.

Don't forget...



***Get a colorful, age-appropriate student book for every child! Each week, you'll get...**

- Engaging activities that bring the Bible to life for every child
- Easy faith conversation-starters for kids to take home
- Meaningful at-home activities for families to dig into Scripture

***You'll need one per child. Sold separately.**



THIS IS A SAMPLE

The number of pages is limited.

Purchase the item for the complete version.

