



# FAITHWEAVER

Weaving faith into today's families **NOW**<sup>®</sup>

**SPRING  
SUNDAY SCHOOL**

**GRADES 5 & 6  
TEACHER GUIDE**

**Group**

# FAITHWEAVER

Weaving faith into today's families **NOW**<sup>®</sup>

**SPRING  
SUNDAY SCHOOL**

**GRADES 5 & 6  
TEACHER GUIDE**



**YOUR ACTIVATION CODE IS NOW LOCATED INSIDE THE TEACHER PACK!**

## Group resources really work!

This Group resource incorporates our R.E.A.L. approach to ministry. It reinforces a growing friendship with Jesus, encourages long-term learning, and results in life transformation, because it's



### Relational

Learner-to-learner interaction enhances learning and builds Christian friendships.

### Experiential

What learners experience through discussion and action sticks with them up to 9 times longer than what they simply hear or read.

### Applicable

The aim of Christian education is to equip learners to be both hearers and doers of God's Word.

### Learner-based

Learners understand and retain more when the learning process takes into consideration how they learn best.

## Group

[group.com/sunday-school](http://group.com/sunday-school)

### We know you care about kids...

We do, too!

That's why we attempt to ensure that all crafts, toys, and gizmos meet or exceed national safety standards—and are produced by manufacturers that don't use child labor or abuse their labor force. You can order Group resources knowing that in addition to caring for *your* kids, you're also caring for children elsewhere.

### Let's keep kids safe!

We strive to provide products that are mechanically reliable and hold together during normal, intended usage. Items are also checked for flammability, and both paint and surface coatings are checked for heavy metals—including lead.

You can help your children stay safe by seeing that toys and gizmos are used as designed, for the purposes designed, and that any broken pieces are disposed of promptly and properly. We value your feedback. If you become aware of a problem affecting the safety of any of our products, please inform us immediately.

### FaithWeaver NOW® Bible Curriculum, Grades 5 & 6, Spring

Copyright © 1999 and 2015 Group Publishing, Inc.

All rights reserved. No part of this book may be reproduced in any manner whatsoever without prior written permission from the publisher, except where noted in the text and in the case of brief quotations embodied in critical articles and reviews. For information, visit [group.com/permissions](http://group.com/permissions).



When you see the OK TO COPY icon, this means permission to photocopy the page from FaithWeaver NOW® Bible Curriculum for Grades 5 & 6, Spring, is granted for local church use. Copyright © Group Publishing, Inc. [group.com](http://group.com)

### Credits

Authors: Tim Baker, John R. Cutshall, Mikal Keefer, Jan Kershner, Julie Meiklejohn, Kelli B. Trujillo

Editors: Erica L. Feucht, Scott Firestone IV, Jennifer Hooks, Stephanie Martin, Jessica Sausto, Ali Thompson, Christine Yount Jones

Copy Editors: Lyndsay Gerwing, Deborah Helmers, Becky Helzer, Andrea Zimmerman

Chief Creative Officer: Joani Schultz

Cover Design and Art Direction: Jeff Spencer

Interior Design Team: Jared Bigham, Jeff Brunacci, Kate Elvin, Suzi Jensen, Randy Kady, Rebecca Swain


Cover Photography: © iStockphoto/Matthew Scherf & Aleks Le

Illustrator: Alan Flinn

All Scripture quotations, unless otherwise indicated, are taken from the Holy Bible, New International Version®, NIV®. Copyright © 1973, 1978, 1984 by Biblica, Inc.™ Used by permission of Zondervan. All rights reserved worldwide. [www.zondervan.com](http://www.zondervan.com).

ISBN 978-1-4707-6294-0

Printed in the United States of America.



# Contents

Introduction .....	4
<b>The Lessons</b>	
.....	
<b>Lesson 1: Jesus Teaches About Commitment—Mark 8:31-38</b>	<b>5</b>
<b>Lesson 2: Jesus Clears Merchants From the Temple—John 2:13-22</b>	<b>15</b>
<b>Lesson 3: Jesus Explains Why God Sent Him—John 3:12-21</b>	<b>25</b>
<b>Lesson 4: Jesus Notices a Widow’s Giving—Mark 12:41-44</b>	<b>35</b>
<b>* Lesson 5: People Rejoice as Jesus Enters Jerusalem—Mark 11:1-11</b>	<b>43</b>
<b>* Lesson 6: Jesus Is Alive!—Mark 16:1-8</b>	<b>53</b>
<b>Lesson 7: Jesus Appears to His Disciples—John 20:19-31</b>	<b>63</b>
<b>Lesson 8: Paul Teaches About Spiritual Gifts—1 Corinthians 12:4-27</b>	<b>71</b>
<b>Lesson 9: Peter Tells the Sanhedrin About Jesus—Acts 4:5-14</b>	<b>81</b>
<b>Lesson 10: Philip Tells the Ethiopian About Jesus—Acts 8:26-40</b>	<b>91</b>
<b>Lesson 11: Peter Visits Cornelius—Acts 10:1-44</b>	<b>103</b>
<b>Lesson 12: Barnabas Encourages Christians in Antioch—Acts 11:19-26</b>	<b>113</b>
<b>Lesson 13: Jesus Sends Power From God—Acts 2:1-21</b>	<b>123</b>

\* We recommend starting the quarter so that Lessons 5 and 6 align with the dates of Palm Sunday and Easter Sunday. Visit the Digital Download Center for a suggested schedule.

# The future of Sunday school + family ministry is NOW.



No doubt about it, the world is changing. Families used to go to church every week. Kids used to have longer attention spans. Teachers used to have more time to prepare. And didn't our budgets used to be bigger?

Even the Sunday school Bible curriculum you used just a couple of years ago is already out of date. But there's one thing that's never changed: the need to grow families closer to Jesus.

That's why we created FaithWeaver NOW®, and it's different from anything you've ever seen before!

## **It combines Sunday school with family ministry.** ■■■■

Sure, you've seen Sunday school aimed at families. But FaithWeaver NOW actually hits the target by having everyone in the family learning about the same Scripture each week.

## **It's simpler and easier.** ■■■■

Sometimes change is a wonderful thing. Gone are the days when you needed to spend hours preparing your lessons and hunting for supplies. FaithWeaver NOW will have you and your team ready to go in a snap.

## **It's made for NOW.** ■■■■

Life is complicated and full of distractions. FaithWeaver NOW keeps faith on track through even the most frenzied lifestyles.

## **What makes FaithWeaver NOW the perfect curriculum for TODAY's church?**

- Families learn the same Bible passage in age-appropriate ways.
- Kids don't just hear the Word. They experience it.
- Simple and easy lessons fit even the busiest lives.
- Kids see God in their everyday world.
- The Scope & Sequence goes through the Bible every three years.
- You can customize it however you like, with both print and digital versions.




Create a vibrant family ministry that's new...that's wow...that's NOW. FaithWeaver NOW gives you a fresh strategy for being more successful than ever in bringing families closer to Jesus.

*Thom Schultz Joani Schultz*

Thom and Joani Schultz  
Chairman and Chief Creative Officer  
Group Publishing, Inc.





# Jesus Teaches About Commitment

Mark 8:31-38

Kids this age are looking for someone trustworthy to follow. They're beginning to look to role models other than their parents for moral training and life perspectives. These nonparent mentors shape the future of kids at this age. As you teach this lesson, remember that Jesus is the perfect role model for them. Help preteens learn who Jesus is and how he wants them to live now, and they'll carry that knowledge with them into their adolescent years.

LESSON	WHAT KIDS DO	SUPPLIES	EASY PREP
<b>1</b> Getting Started	<b>Decision Line</b> <i>(about 10 min.)</i> Practice making decisions that require personal commitment.	masking tape	Run a line of masking tape from one side of the room to the other.
<b>2</b> Bible Exploration	<b>A Hard Teaching</b> <i>(about 20 min.)</i> Read Mark 8:31-38 and discuss what it takes to follow Jesus.	Bibles, pens, Bible Buzz, CD player <b>Teacher Pack:</b> CD	Tear out the Lesson 1 pages from each Bible Buzz student book.

*Bold text within the lesson is spoken text.*




► **Bible Point**  
Commit to follow Jesus.

**Key Verse**  
"I am not ashamed of the gospel, because it is the power of God for the salvation of everyone who believes: first for the Jew, then for the Gentile" (Romans 1:16).

**Weaving Faith Into Life**  
Preteens will choose to follow Jesus, even if it's difficult.






LESSON	WHAT KIDS DO	SUPPLIES	EASY PREP
<b>3</b> Weaving Faith Into Life	<b>It's an Adventure!</b> <i>(about 15 min.)</i> Learn the Key Verse and design a map to follow Jesus.	Bible Buzz, colored markers	
	<b>Even When It's Hard</b> <i>(about 10 min.)</i> Identify areas in which they have trouble following Jesus.	pens, markers <b>Teacher Pack:</b> "So What? Buttons" activity sheet 	Punch out the "So What? Buttons" from the sheet.
<b>4</b> Lasting Impressions	<b>Daily Challenges</b> <i>(about 5 min.)</i> Choose a Daily Challenge to apply God's Word.	Bible Buzz	
	<b>Weaving Faith at Home</b> <i>(about 2 min.)</i> Talk about how to share what they learned with their families.	Bible Buzz	Tear out the letter to parents from the back of each Bible Buzz student book.

**Bold text** within the lesson is spoken text.





# Jesus Teaches About Commitment

Mark 8:31-38

BIBLE BACKGROUND  
FOR LEADERS

## Jesus Rebuked Peter

The disciples were likely counting on a great earthly kingdom in which Jesus would lead the Jews in overthrowing the Romans and would place his disciples in important positions. Jesus’ statements didn’t go along with those expectations! Peter wanted Jesus to change his mind and forget all this talk about dying.

Peter’s thinking was based on wrong assumptions because he saw things from a purely human point of view. Here we see a clear statement about what it means to follow Jesus. Too often we think of God as a powerful being who can help us advance our own agendas. Instead, truly following Jesus means listening to what he says, discovering his will for our lives, and then obediently following, no matter how attractive or repulsive that may seem to us at the time.

## Jesus Challenged the Crowd

A crowd had apparently gathered to hear Jesus, and he wanted to clarify his meaning. This is not a description of what some call “easy believism.” Instead, Jesus points out how denying oneself means turning away from selfish, self-protective attitudes and seeking the true humility and faith God wants to see in us.

What does it mean to take up your cross? For Jesus’ disciples to each take up his own cross didn’t mean just to endure suffering. It meant to accept fully the suffering they would face because of their faith in Christ. Jesus wanted his disciples to know that their faith came with a cost.

## Stand Firm in Faith

As he spoke of what it means to follow him, Jesus knew that many in the crowd around him wouldn’t

be followers he would recognize as his own when he returns. Our generation is much like that of Jesus’ day. People who claim to be religious—or even Christian—often shy away from bold witnessing for Jesus. It’s easy to say you believe in God, but it’s much more difficult to confess you’re a Jesus-following Christian.

## The Jesus Connection

Humans are willing to sacrifice a lot for the sake of those they love. Your relationship with Jesus *will* require sacrifice, risk, and loyal commitment—but it’s all worth it!

How can you take up your cross? Try living out the “Joy” acronym: Pray about one specific way you’ll put *Jesus* first (such as spending time with him first thing each day), put *others* second (such as washing a friend’s car), and put *yourself* last (such as giving up time watching TV in order to help someone else). You can write your prayer here.

---

---

---

---

---

---

---

---

---

---

---

---

---

---

---

---

---

---

---

---

---

---

---

---







### Decision Line Supplies

masking tape

### Decision Line Easy Prep

Run a line of masking tape from one side of the room to the other.

## 1 GETTING STARTED

### Decision Line

#### What You'll Do ■■■■■■

Welcome kids warmly as they arrive, and ask them how their week went.

Stand at one end of the masking-tape line you prepared before your meeting, and ask kids to stand on the line in single file, facing you.

Say: **This is a decision line. I'll ask you a question and give you two possible answers; then you'll step either to the left or to the right. You must step one direction or the other—you can't stay on the line. I'll ask you to close your eyes when considering your answer and stepping off the line, so you're not influenced by what other people do. You can open your eyes once you take your step. Ready?**

Have kids stand back on the line after each question.

1. You want to listen to music, and there are only two stations on the radio. If you'd rather listen to the country station, step left. If you'd rather listen to the rock station, step right.
2. The ice-cream store has just two flavors left. If you'd prefer a chocolate cone, step left. If you'd prefer a vanilla cone, step right.
3. You can either go to the amusement park with your friends and get a C on your test tomorrow, or stay home and study and get an A on the test. If you're heading to the amusement park, step left. If you're going to study all evening, step right.
4. It's Friday evening and you don't have anything special planned. If you call up a friend to get together, step right. If you get your homework done so you don't have to worry about it for the rest of the weekend, step left.
5. Two friends walk up to you and they each have an extra ticket to a sporting event. If you'd go to the football game, step left. If you'd go to the basketball game, step right.
6. Your teacher takes you aside and says that the principal wants to see you but doesn't give you any clue why. If you're nervous, step to the left. If you're excited, step to the right.
7. Listen to this statement: Christians usually have an easier time in life because God takes care of them. If you agree, step left. If you disagree, step right.


#### Talk With Kids ■■■■

Lead kids in this discussion.

Ask:

- Which decision was hardest for you to make?
- Were you frustrated or relieved about not being able to see what everyone else was deciding when you made your decision? Explain.
- Tell about a time you made a decision that you wish you could unmake.





Say: Today we'll talk about what commitment to Jesus means. It starts with making a decision, but commitment is more than that. Commitment means you act on what you've decided. You can't stay on the line when it comes to commitment—you have to take a step and stand firm. Let's look at how some followers learned that they can ► COMMIT TO FOLLOW JESUS.



**2** BIBLE  
EXPLORATION

## A Hard Teaching

### What You'll Do ■■■■■■

Distribute this week's Bible Buzz pages and pens. Have kids form trios, and give each trio a Bible. Position trios so they can have discussions without distracting each other.

Say: Today we're going to read about a rough day the disciples had with Jesus. First he tells them he's going to die, and then he tells them what will be required of them. Read the verses as a group, and then write down any thoughts, observations, and questions you have on the lines provided in the "What a Day!" section of your Bible Buzz page.

Have trio members take turns reading one verse of Mark 8:31-38 aloud. Then give kids five minutes to complete the journaling activity.

When five minutes have passed, ask trios to compare notes and discuss how this passage affected them.

Say: In Mark 8:34-38, we see that commitment may mean sacrifice—even death. We often think of the cross as a nice symbol of Jesus' love. But that's not what it meant to the people Jesus was talking to. Let's listen to a brief audio segment about what the cross really meant to Jesus' listeners.

Play the "Take Up Your Cross" segment (track 2 on the CD).

### Talk With Kids ■■■■

Lead kids in this discussion.

Ask:

- How did this information about the cross help you think differently about what Jesus meant when he said "take up your cross"?
- What's one way Jesus asks you to deny yourself?
- Do you think obeying Jesus always means giving something up? Why or why not?
- Why is following Jesus so costly?

### A Hard Teaching Supplies

- Bibles
- pens
- Bible Buzz
- CD player
- Teacher Pack**
- CD: "Take Up Your Cross" (track 2)

### A Hard Teaching Easy Prep

Tear out the Lesson 1 pages from each Bible Buzz student book.





## It's an Adventure! Supplies

Bible Buzz  
colored markers

Say: When we ► **COMMIT TO FOLLOW JESUS**, it might mean sacrifice. Peter didn't understand that, and he didn't understand what Jesus was here on earth to do—to suffer and be a sacrifice for our sins. And Jesus' sharp words communicated how Jesus felt: No one, not even his friend Peter, could keep Jesus from doing God's will.

### 3 WEAVING FAITH INTO LIFE

## It's an Adventure!

### What You'll Do

Have kids find the "Following Jesus Adventure Map" section on their Bible Buzz pages, and distribute colored markers.

Say: **Following Jesus is an adventure! We don't know everything he'll take us through, but we know the final destination is heaven. And we can start our journey here today by creating a Following Jesus Adventure Map. For the first two boxes, draw pictures of places he's already taken you. It might be a missions trip or here to church to meet new friends and learn more about him.**

**For the last box, think of someplace you'd like him to take you. Maybe it's to another country to help people and teach them about Jesus. Or maybe it's an even bigger adventure than that!**

When eight minutes have passed, ask willing kids to show their creations and explain what they drew.

### Talk With Kids

Have kids find the Key Verse, Romans 1:16, on their Bible Buzz pages: "I am not ashamed of the gospel, because it is the power of God for the salvation of everyone who believes: first for the Jew, then for the Gentile."


Have a willing preteen read the Key Verse aloud, and then lead kids in this discussion.

Ask:

- **In what ways can not being ashamed of the gospel be an adventure?**
- **Think about the adventures on your map. Did you feel ashamed or confident about God's power during those times? Why?**
- **Why does everyone's adventure look different?**
- **How can you work toward your third box becoming a reality?**

Say: **Following Jesus is an adventure! Sometimes that adventure takes us to unexpected places—like it did for the disciples when Jesus told them what would**





happen to him. And though we don't know exactly where he'll take us, we do know that if we ► **COMMIT TO FOLLOW JESUS**, eternal life with him will be waiting for us!

## Even When It's Hard

### What You'll Do ■■■■■■

Give each preteen a "So What? Button." Also distribute pens and markers to the kids.

Say: **We can ► COMMIT TO FOLLOW JESUS, but the hardest thing about commitment is actually changing our behavior the way Jesus wants us to. Knowing that Jesus wants us to be honest is one thing; telling the truth is another. Knowing Jesus wants us to treat our sisters or brothers with kindness is one thing; doing it is another.**

**Think about one area in your life in which it's tough for you to follow what you know Jesus wants you to do. Pause.**

Say: **Now make a button that will help you remember to do what you find hard to do. For example, if you have trouble treating your sister with love at home, maybe you could draw a sketch of your sister and write "Treat With Kindness" under the sketch. You have four minutes to create a "So What? Button." Allow four minutes.**

### Talk With Kids ■■■■

After kids have created their buttons, lead them in this discussion.

Ask:

- Why is it hard to always follow what Jesus wants?
- How does doing hard things show we're following Jesus?
- How will you accomplish your hard task?

Say: **When we ► COMMIT TO FOLLOW JESUS, we're also committing to doing what Jesus wants us to. The disciples had to learn about that commitment when Jesus told them what would happen to him. Maybe commitment for you means doing the thing you drew on your button. Obeying Jesus even when it's hard is one way we deny ourselves and follow Jesus.**



### Even When It's Hard Supplies

- .....
- pens
  - markers
  - Teacher Pack**
  - "So What? Buttons"
  - activity sheet

### Even When It's Hard Easy Prep

.....

Punch out the "So What? Buttons" from the sheet.





## Daily Challenges Supplies

Bible Buzz

## Weaving Faith at Home Supplies

Bible Buzz

## Weaving Faith at Home Easy Prep

Tear out the letter to  
parents from the back  
of each Bible Buzz  
student book.

# 4 LASTING IMPRESSIONS

## Daily Challenges

### What You'll Do

Say: Let's think about how we can ► **COMMIT TO FOLLOW JESUS** this week.

Have kids find this week's Daily Challenges on their Bible Buzz pages and choose one to do this week. They can choose one or more of these three options:

- **Treat a family member or friend with love when it's difficult to love that person.**
- **Do you have a friend who doesn't believe in Jesus? Talk to that friend about what you believe, and stand up for Jesus.**
- **Make a plan to give something up, such as playing video games or watching a TV show, to spend more time with Jesus.**

Make sure you choose a Daily Challenge as well, and tell the kids what you chose. Kids will be more inclined to follow through on their commitments when they see you doing the same.

### Talk With Kids

Lead kids in this discussion.

Ask:


- **What's a practical way you're going to do your Daily Challenge? Include a time, place, and other ideas.**

Say: **The disciples didn't know what true commitment to Jesus would mean—they didn't even want to believe it when he said he had to die. Jesus wants our commitment, too. Let's ► COMMIT TO FOLLOW JESUS by following through with our Daily Challenges.**

## Weaving Faith at Home

Send the letter to parents home with your kids or give it to parents when they pick up their children. This is a great way to show families they're important to your church and to support their role as spiritual leaders to their children.

Encourage kids to talk with their parents about the Daily Challenges they chose and what they learned about committing to Jesus. Kids can also do the activities in the "HomeConnect" section of their Bible Buzz pages with their families.



Talk to your Director about emailing the FREE FamilyConnect to all your church's families! Available at [group.com/digital](http://group.com/digital).

Take a couple of minutes to pray, giving kids a chance to silently pray over the commitments they've made today.



FaithWeaver NOW is for today's Sunday school teachers. It's developed by real Sunday school teachers, examined by real ministry leaders, and tested and approved by thousands of churches so you get great lessons that work with today's families.

*This quarter you'll explore these Bible passages:*

	BIBLE CONTENT/SCRIPTURE	KEY VERSE	BIBLE POINT
WEEK 1	Jesus Teaches About Commitment (Mark 8:31-38)	"I am not ashamed of the gospel, because it is the power of God for the salvation of everyone who believes: first for the Jew, then for the Gentile" (Romans 1:16).	Commit to follow Jesus.
WEEK 2	Jesus Clears Merchants From the Temple (John 2:13-22)	"Come, let us bow down in worship, let us kneel before the Lord our Maker" (Psalm 95:6).	God wants sincere worship.
WEEK 3	Jesus Explains Why God Sent Him (John 3:12-21)	"For God so loved the world that he gave his one and only Son, that whoever believes in him shall not perish but have eternal life" (John 3:16).	Jesus came to save us.
WEEK 4	Jesus Notices a Widow's Giving (Mark 12:41-44)	"Each man should give what he has decided in his heart to give, not reluctantly or under compulsion, for God loves a cheerful giver" (2 Corinthians 9:7).	Give cheerfully to God.
* WEEK 5	People Rejoice as Jesus Enters Jerusalem (Mark 11:1-11)	"That at the name of Jesus every knee should bow, in heaven and on earth and under the earth, and every tongue confess that Jesus Christ is Lord, to the glory of God the Father" (Philippians 2:10-11).	Jesus is our king.
* WEEK 6	Jesus Is Alive! (Mark 16:1-8)	"Jesus said to her, 'I am the resurrection and the life. He who believes in me will live, even though he dies'" (John 11:25).	Jesus is alive.
WEEK 7	Jesus Appears to His Disciples (John 20:19-31)	"Now faith is being sure of what we hope for and certain of what we do not see" (Hebrews 11:1).	Believe in Jesus.
WEEK 8	Paul Teaches About Spiritual Gifts (1 Corinthians 12:4-27)	"For we are God's workmanship, created in Christ Jesus to do good works, which God prepared in advance for us to do" (Ephesians 2:10).	God gives us gifts to serve him.
WEEK 9	Peter Tells the Sanhedrin About Jesus (Acts 4:5-14)	"Have I not commanded you? Be strong and courageous. Do not be terrified; do not be discouraged, for the Lord your God will be with you wherever you go" (Joshua 1:9).	Trusting God makes us brave.
WEEK 10	Philip Tells the Ethiopian About Jesus (Acts 8:26-40)	"Trust in the Lord with all your heart and lean not on your own understanding; in all your ways acknowledge him, and he will make your paths straight" (Proverbs 3:5-6).	Follow where God leads.
WEEK 11	Peter Visits Cornelius (Acts 10:1-44)	"Therefore go and make disciples of all nations, baptizing them in the name of the Father and of the Son and of the Holy Spirit, and teaching them to obey everything I have commanded you. And surely I am with you always, to the very end of the age" (Matthew 28:19-20).	Tell everyone about Jesus.
WEEK 12	Barnabas Encourages Christians in Antioch (Acts 11:19-26)	"But encourage one another daily, as long as it is called Today, so that none of you may be hardened by sin's deceitfulness" (Hebrews 3:13).	Encourage each other to believe in Jesus.
WEEK 13	Jesus Sends Power From God (Acts 2:1-21)	"But the Counselor, the Holy Spirit, whom the Father will send in my name, will teach you all things and will remind you of everything I have said to you" (John 14:26).	God gives us the Holy Spirit.


\* We recommend starting the quarter so that Lessons 5 and 6 align with the dates of Palm Sunday and Easter Sunday. Visit the Digital Download Center for a suggested schedule.

### PLUS...

Access all these **FREE FaithWeaver NOW digital resources** at [group.com/digital](http://group.com/digital):

- **FREE digital copies of Teacher Guides** in Word and PDF format so you can easily customize any lesson to your ministry. Sharing lessons with busy volunteers couldn't be easier! *See inside for activation code.*
- **A FREE downloadable Director Manual** to help you structure your program for maximum effectiveness.
- **FREE weekly FamilyConnect pages** you can print out or email to parents to help families grow together in faith throughout the week.

### Don't forget...



**\*Get a colorful, age-appropriate student book for every child! Each week, you'll get...**

- Engaging activities that bring the Bible to life for every child
- Easy faith conversation-starters for kids to take home
- Meaningful at-home activities for families to dig into Scripture

**\*You'll need one per child. Sold separately.**



**THIS IS A SAMPLE**  
**The number of pages is limited.**

Purchase the item for the complete version.

