



FAITHWEAVER

Weaving faith into today's families **NOW**[®]

**SPRING
SUNDAY SCHOOL**

**GRADES 5 & 6
TEACHER GUIDE**

Group

FAITHWEAVER

Weaving faith into today's families **NOW**[®]

**SPRING
SUNDAY SCHOOL**

**GRADES 5 & 6
TEACHER GUIDE**



YOUR ACTIVATION CODE IS NOW LOCATED INSIDE THE TEACHER PACK!

Group

Group resources really work!

This Group resource incorporates our R.E.A.L. approach to ministry. It reinforces a growing friendship with Jesus, encourages long-term learning, and results in life transformation, because it's:



Relational

Person-to-person interaction enhances spiritual growth and builds Christian friendships.

Experiential

What we experience through action and discussion sticks with us up to 9 times longer than what we simply hear or read.

Applicable

The aim of ministry is to equip people to be both hearers and doers of God's Word.

Lifelong

Experiences transform the heart, moving faith beyond the walls of church and into everyday life for years to come.

Group

group.com/sunday-school

We know you care about kids...

We do, too!

That's why we attempt to ensure that all crafts, toys, and gizmos meet or exceed national safety standards—and are produced by manufacturers that don't use child labor or abuse their labor force. You can order Group resources knowing that in addition to caring for *your* kids, you're also caring for children elsewhere.

Let's keep kids safe!

We strive to provide products that are mechanically reliable and hold together during normal, intended usage. Items are also checked for flammability, and both paint and surface coatings are checked for heavy metals—including lead. You can help your children stay safe by seeing that toys and gizmos are used as designed, for the purposes designed, and that any broken pieces are disposed of promptly and properly. We value your feedback. If you become aware of a problem affecting the safety of any of our products, please inform us immediately.

FaithWeaver NOW® Bible Curriculum, Grades 5 & 6, Spring

Copyright © 2001 and 2016 Group Publishing, Inc.

All rights reserved. No part of this book may be reproduced in any manner whatsoever without prior written permission from the publisher, except where noted in the text and in the case of brief quotations embodied in critical articles and reviews. For information, visit group.com/permissions.



When you see the OK TO COPY icon, this means permission to photocopy the page from FaithWeaver NOW® Bible Curriculum for Grades 5 & 6, Spring, is granted for local church use. Copyright © Group Publishing, Inc. group.com

Credits

Contributing Authors: Tim Baker, Sarah Macy Bohrer, Karla Keathley-Hagan, Mikal Keefer, Julie Meiklejohn, Siv M. Ricketts, Paul Woods

Editors: Stephanie Martin, Amy Nappa, Jessica Sausto, Owen Shattuck, Ali Thompson

Copy Editors: Lyndsay Gerwing, Becky Helzer, Sarah Yepishin, Andrea Zimmerman

Chief Creative Officer: Joani Schultz

Cover Design and Art Direction: Jeff Spencer

Interior Design Team: Jared Bigham, Jeff Brunacci, Joyce Douglas, Kate Elvin, Suzi Jensen, Dolly Palmer, Jeff Spencer, Rebecca Swain

Cover Photography: © iStockphoto/Matthew Scherf & Aleks Le

All Scripture quotations, unless otherwise indicated, are taken from the Holy Bible, New International Version®, NIV®. Copyright © 1973, 1978, 1984 by Biblica, Inc.™ Used by permission of Zondervan. All rights reserved worldwide. www.zondervan.com.

ISBN 978-1-4707-6640-5

Printed in the United States of America.



Contents

Introduction	4
The Lessons	
Lesson 1: Jesus Teaches About Good Fruit—Luke 6:43-45	5
Lesson 2: Jesus Tells the Parable of the Lost Son—Luke 15:11-32	15
Lesson 3: Jesus Washes the Disciples’ Feet—John 13:1-17	25
* Lesson 4: Jesus Is Tried and Crucified—Luke 19:28-40; 23:1-49	33
* Lesson 5: Jesus Appears to Mary—John 20:1-18	41
Lesson 6: Apostles Defend Their Faith—Acts 5:12-42	51
Lesson 7: Saul Meets Jesus Near Damascus—Acts 9:1-20	61
Lesson 8: Peter Raises Tabitha From the Dead—Acts 9:36-43	71
Lesson 9: An Angel Frees Peter From Jail—Acts 12:1-18	81
Lesson 10: Lydia Is Converted—Acts 16:9-15	91
Lesson 11: Paul’s Jailer Believes in Jesus—Acts 16:16-34	101
Lesson 12: Paul Describes Living by God’s Spirit—Romans 8:9-17	113
Lesson 13: Paul Describes Genuine Love—1 Corinthians 13:1-13	121

* We recommend starting the quarter so that Lessons 4 and 5 align with the dates of Palm Sunday and Easter Sunday. Visit the Digital Download Center for a suggested schedule.



The future of Sunday school + family ministry is NOW.



No doubt about it, the world is changing. Families used to go to church every week. Kids used to have longer attention spans. Teachers used to have more time to prepare. And didn't our budgets used to be bigger?

Even the Sunday school Bible curriculum you used just a couple of years ago is already out of date. But there's one thing that's never changed: the need to grow families closer to Jesus.

That's why we created FaithWeaver NOW®, and it's different from anything you've ever seen before!

It combines Sunday school with family ministry. ■■■■

Sure, you've seen Sunday school aimed at families. But FaithWeaver NOW actually hits the target by having everyone in the family learning about the same Scripture each week.

It's simpler and easier. ■■■■

Sometimes change is a wonderful thing. Gone are the days when you needed to spend hours preparing your lessons and hunting for supplies. FaithWeaver NOW will have you and your team ready to go in a snap.

It's made for NOW. ■■■■

Life is complicated and full of distractions. FaithWeaver NOW keeps faith on track through even the most frenzied lifestyles.

What makes FaithWeaver NOW the perfect curriculum for TODAY's church?

- Families learn the same Bible passage in age-appropriate ways.
- Kids don't just hear the Word. They experience it.
- Simple and easy lessons fit even the busiest lives.
- Kids see God in their everyday world.
- The Scope & Sequence goes through the Bible every three years.
- You can customize it however you like, with both print and digital versions.




Create a vibrant family ministry that's new...that's wow...that's NOW. FaithWeaver NOW gives you a fresh strategy for being more successful than ever in bringing families closer to Jesus.

Thom Schultz Joani Schultz

Thom and Joani Schultz
Chairman and Chief Creative Officer
Group Publishing, Inc.





Jesus Teaches About Good Fruit

Luke 6:43-45

Preteens are just beginning to establish their identities. As they do, they “try on” various identities. From week to week, some young people may seem to change completely. Throughout this process, make sure you continue to affirm them for positive attributes of who they really are. Be patient as they learn to accept themselves as God made them. It’s a long process!



► Bible Point

Acting like Jesus shows we’re Christians.

Key Verse

“In the same way, let your light shine before men, that they may see your good deeds and praise your Father in heaven” (Matthew 5:16).


Weaving Faith Into Life

Kids will show their faith in Christ by the way they live.

LESSON	WHAT KIDS DO	SUPPLIES	EASY PREP
1 Getting Started	Secret Disguises <i>(about 15 min.)</i> Disguise team members and guess the true identities of the other team’s disguised people.	pens, Bible Buzz, materials to disguise kids	Tear out the Lesson 1 pages from each Bible Buzz student book.
2 Bible Exploration	Music Metaphor <i>(about 10 min.)</i> Listen to two contrasting types of sound and then to the Scripture passage.	Bible, pens, Bible Buzz, CD player Teacher Pack: CD	
	Good Fruit Banners <i>(about 20 min.)</i> Make banners to represent the meaning of the Scripture passage.	Bibles; 5 pieces of cloth, 1x2 feet each; glue, markers, and craft supplies for 5 groups; tape	

Bold text within the lesson is spoken text.





LESSON	WHAT KIDS DO	SUPPLIES	EASY PREP
3 Weaving Faith Into Life	Showing God's Light <i>(about 15 min.)</i> Learn the Key Verse and commit to letting their faith show in the way they live.	Bible Buzz, newsprint, marker, candles, matches, CD player, copies of the lyrics (at the end of this lesson) Teacher Pack: CD	
4 Lasting Impressions	Daily Challenges <i>(about 5 min.)</i> Choose a Daily Challenge to apply God's Word.	Bible Buzz	
	Weaving Faith at Home <i>(about 2 min.)</i> Talk about how to share what they learned with their families.	Bible Buzz	Tear out the letter to parents from the back of each Bible Buzz student book.

Bold text within the lesson is spoken text.





Secret Disguises Supplies

pens
Bible Buzz
materials to disguise
kids

Secret Disguises Easy Prep

Tear out the Lesson 1
pages from each Bible
Buzz student book.

1 GETTING STARTED

Secret Disguises

What You'll Do ■■■■■■

Welcome kids warmly as they arrive, and ask them how their week went. When everyone has arrived, give each person a pen. Have students form two teams; instruct one team to leave the room. That team should quickly disguise a few people on the team, using old oversized coats, hats, masks, towels, or sheets. (Remind kids that the idea is to hide the kids' identities, not to create a "cool" disguise!) Then send the disguised team members back into the room along with a team representative. The other team will try to guess who the people are.

Say: **Guessing team, you get to ask three yes-or-no questions of the team representative about each person. Then each of you will guess silently and secretly who the disguised people are. Write your guesses in the "Identity Guesses" section of your Bible Buzz page.**

When the guessing team has had a chance to guess the identities of the disguised people, have the teams switch places. The original guessing team will leave the room. That team should quickly disguise a few people on the team, and then send the disguised team members back into the room along with a team representative. The original disguising team will try to guess who the people are.

Say: **Guessing team, you get to ask three yes-or-no questions of the team representative about each person. Then each of you will guess silently and secretly who the disguised people are. Write your guesses in the "Identity Guesses" section of your Bible Buzz page.**

When the guessing team has had a chance to guess the identities of the disguised people, have both teams reveal people's true identities and list the correct answers on their Bible Buzz pages.

Talk With Kids ■■■■

Lead kids in this discussion.

Ask:

- How hard was it to disguise people on your team?
- How hard was it to identify people?
- How could you tell who people were?

Say: **It's easy to disguise our physical identities. But it's not easy to disguise who we really are. The way we treat others, good or bad, reveals who we are. Today we'll explore how ► ACTING LIKE JESUS SHOWS WE'RE CHRISTIANS.**



2**BIBLE
EXPLORATION**

Music Metaphor

What You'll Do ■■■■■■

Make sure each person has a pen and his or her Bible Buzz (Lesson 1) page.

Say: I'm going to read today's Scripture passage, but before I do, let's listen to something that will help us understand what the passage is saying. Pay close attention to the differences between the two parts of what I play. As I play, write down what you notice. There's space for you to write in the "Metaphor Musings" section of your Bible Buzz page.

Play the "Metaphor Sounds" (track 2 on the CD). If necessary, pause to allow kids to finish writing in their Bible Buzz pages.

Talk With Kids ■■■■

Lead kids in this discussion.

Ask:

- What did you write on your Bible Buzz page?
- How did the first part of this CD segment make you feel?
- How did the second part make you feel?
- How were the two parts different?
- Why do you think they produced such different reactions?

Say: Now I'm going to read today's Scripture passage. As I read, write in your Bible Buzz pages what you notice.

Read Luke 6:43-45 aloud. If necessary, pause to allow kids to finish writing.

Ask:

- What did you write on your Bible Buzz page?
- What are the two things that are being contrasted in this passage?
- How are these two things similar to the two parts of the CD segment we heard? How are they different?
- What kinds of results does each of these things produce?
- According to this passage, where do these differences come from?

Say: The contrast in this passage is a lot like the contrast between the two types of sounds on the CD. Let's take a closer look at the difference and where it comes from.

**Music Metaphor
Supplies**

Bible
pens
Bible Buzz
CD player
Teacher Pack
CD: "Metaphor Sounds"
(track 2)



Good Fruit Banners Supplies

Bibles
5 pieces of cloth, 1x2
feet each
glue, markers, and craft
supplies for 5 groups
tape

Good Fruit Banners

What You'll Do ■■■■■■

Have kids form five groups. Assign each group one of these Scripture passages: Luke 6:43; Luke 6:44; the first part of Luke 6:45 (“The good man brings good things out of the good stored up in his heart”); the second part of Luke 6:45 (“and the evil man brings evil things out of the evil stored up in his heart”); and the third part of Luke 6:45 (“For out of the overflow of his heart his mouth speaks”). Give each group a piece of cloth or felt (about 1x2 feet); markers; glue; and other craft supplies such as glitter, yarn, and stickers.

Say: **In your group, create a banner that portrays the message of your assigned Scripture. Just focus on the passage I assigned you, and use any of the supplies I've provided.**

When groups have finished creating their banners, have them present their banners to each other, and hang them all together in order. Then ask for a volunteer to read the entire Scripture passage aloud.

Say: **While our volunteer reads the entire Scripture passage, let's turn to look at the banners you created. They should help us visualize the passage as we hear it.**

Ask your volunteer to read the entire Scripture passage while the class looks at the banners.

Talk With Kids ■■■■

Lead kids in this discussion.

Ask:

- According to these verses, how can you tell if a tree is good or bad?
- How can you tell what's in a person's heart?
- What kinds of things act like “fruit” in a person's life?
- How do we show we're Christians?

Say: **We show we're Christians by acting the way God wants us to. Our faith shows in the way we live. When we don't act as God would want us to, it shows that we aren't allowing our faith to grow and influence our lives. When we let our faith grow stronger, it will change the way we live, and ► ACTING LIKE JESUS SHOWS WE'RE CHRISTIANS.**



3 WEAVING FAITH INTO LIFE

Showing God's Light

What You'll Do

Have students find the Key Verse, Matthew 5:16, on their Bible Buzz pages: "In the same way, let your light shine before men, that they may see your good deeds and praise your Father in heaven."

Ask a volunteer to read Matthew 5:16 aloud while students follow along.

Ask:

- **What is the light this verse talks about?**
- **How is this light like the good fruit Jesus talked about in today's Scripture passage?**
- **How can we keep that light or that good fruit from showing?**
- **What are some specific ways ► ACTING LIKE JESUS SHOWS WE'RE CHRISTIANS?**

As kids name ideas, list their answers on a piece of newsprint.

Say: **Look at the list we just created. I'd like each person to pick one thing from this list to commit to. We'll make these commitments to God in prayer, so be sure you're really ready to make that commitment.**

Allow students a few moments to think, and then give each person a small candle. Darken the room and light the candles.

Pass out copies of the lyrics, and play "Let Your Light Shine" (Matthew 5:16) (track 3 on the CD). Lead kids in singing the song a few times, referring to the copies of the lyrics.



Hey! Hey! Yeah!

Hey! Hey! Yeah!

Let your light shine before men that

They may see your good deeds and

Praise your Father in heaven.

Let your light shine before men, yeah,

Let your light shine before men.

(Repeat.)

Let your light shine before men that

They may see your good deeds and

Praise your Father in heaven.

Let your light shine before men, yeah,

Let your light shine before men.



Showing God's Light Supplies

Bible Buzz
newsprint
marker
candles
matches
CD player
copies of the lyrics (at
the end of this lesson)

Teacher Pack

CD: "Let Your Light
Shine" (Matthew 5:16)
(track 3)





Let your light shine before men, yeah.
 Let your light shine before men.
 Hey! Hey! Yeah!
 Hey! Hey! Yeah!

“Let Your Light Shine” (Matthew 5:16) by Carol Smith. © 2003, 2006 Group Publishing, Inc. All rights reserved.

Daily Challenges Supplies

Bible Buzz

Weaving Faith at Home Supplies

Bible Buzz

Weaving Faith at Home Easy Prep

Tear out the letter to
parents from each Bible
Buzz student book.

4 LASTING IMPRESSIONS

Daily Challenges

What You'll Do ■■■■■■

As this week's Daily Challenge, encourage kids to follow through on their commitments from "Showing God's Light."

Make sure you choose a Daily Challenge as well, and tell the kids what you chose. Kids will be more inclined to follow through on their commitments when they see you doing the same.

Talk With Kids ■■■■

Lead kids in this discussion.

Ask:

- **What's a practical way you're going to do your Daily Challenge? Include a time, a place, and other ideas.**

Say: ► **ACTING LIKE JESUS SHOWS WE'RE CHRISTIANS.** Let's act like Jesus by following through on our Daily Challenges this week.

Weaving Faith at Home

Send the letter to parents home with your kids or give it to parents when they pick up their kids. This is a great way to show families they're important to your church and to support their role as spiritual leaders to their kids.

Encourage kids to talk with their parents about the Daily Challenges they chose and what they learned about acting like Jesus. Kids can also do the activities in the "HomeConnect" section of their Bible Buzz pages with their families.

Talk to your Director about emailing the FREE FamilyConnect to all your church's families. Available at group.com/digital.

Spring Quarter

Lesson 1 ■ Grades 5 & 6





Close with prayer. Pray: **Dear God, we want to let your light show in our lives. We want our lives to produce good fruit to show that our faith is strong and growing. Help us to grow stronger in our faith and to live up to the commitments we've made. In Jesus' name, amen.**



**Lyrics** ■■■■**Let Your Light Shine (Matthew 5:16)**

Hey! Hey! Yeah!
Hey! Hey! Yeah!
Let your light shine before men that
They may see your good deeds and
Praise your Father in heaven.
Let your light shine before men, yeah,
Let your light shine before men.
(Repeat.)

Let your light shine before men that
They may see your good deeds and
Praise your Father in heaven.
Let your light shine before men, yeah,
Let your light shine before men.
Let your light shine before men, yeah,
Let your light shine before men.
Hey! Hey! Yeah!
Hey! Hey! Yeah!

"Let Your Light Shine" (Matthew 5:16) by Carol Smith. © 2003, 2006 Group Publishing, Inc. All rights reserved.

OK
TO COPY

Spring Quarter

Lesson 1 ■■■■ Grades 5 & 6

FaithWeaver NOW is for today's Sunday school teachers. It's developed by real Sunday school teachers, examined by real ministry leaders, and tested and approved by thousands of churches so you get great lessons that work with today's families.

This quarter you'll explore these Bible passages:

	BIBLE CONTENT/SCRIPTURE	KEY VERSE	BIBLE POINT
WEEK 1	Jesus Teaches About Good Fruit (Luke 6:43-45)	"In the same way, let your light shine before men, that they may see your good deeds and praise your Father in heaven" (Matthew 5:16).	Acting like Jesus shows we're Christians.
WEEK 2	Jesus Tells the Parable of the Lost Son (Luke 15:11-32)	"But you are a forgiving God, gracious and compassionate, slow to anger and abounding in love" (Nehemiah 9:17).	God will forgive us when we sin.
WEEK 3	Jesus Washes the Disciples' Feet (John 13:1-17)	"If anyone wants to be first, he must be the very last, and the servant of all" (Mark 9:35).	Jesus wants us to serve others.
*WEEK 4	Jesus Is Tried and Crucified (Luke 19:28-40; 23:1-49)	"But God demonstrates his own love for us in this: While we were still sinners, Christ died for us" (Romans 5:8).	Jesus died to take the punishment for our sins.
*WEEK 5	Jesus Appears to Mary (John 20:1-18)	"That if you confess with your mouth, 'Jesus is Lord,' and believe in your heart that God raised him from the dead, you will be saved" (Romans 10:9).	Jesus is alive.
WEEK 6	Apostles Defend Their Faith (Acts 5:12-42)	"Consider it pure joy, my brothers, whenever you face trials of many kinds, because you know that the testing of your faith develops perseverance" (James 1:2-3).	Keep following God, even when it's hard.
WEEK 7	Saul Meets Jesus Near Damascus (Acts 9:1-20)	"Therefore, if anyone is in Christ, he is a new creation; the old has gone, the new has come!" (2 Corinthians 5:17).	Jesus changes our lives.
WEEK 8	Peter Raises Tabitha From the Dead (Acts 9:36-43)	"The prayer of a righteous man is powerful and effective" (James 5:16).	God answers when we pray.
WEEK 9	An Angel Frees Peter From Jail (Acts 12:1-18)	"For he will command his angels concerning you to guard you in all your ways" (Psalm 91:11).	Angels protect and help God's people.
WEEK 10	Lydia Is Converted (Acts 16:9-15)	"Preach the Word; be prepared in season and out of season" (2 Timothy 4:2).	Be prepared to tell others about Jesus.
WEEK 11	Paul's Jailer Believes in Jesus (Acts 16:16-34)	"They replied, 'Believe in the Lord Jesus, and you will be saved'" (Acts 16:31).	Jesus saves us.
WEEK 12	Paul Describes Living by God's Spirit (Romans 8:9-17)	"But the fruit of the Spirit is love, joy, peace, patience, kindness, goodness, faithfulness, gentleness, and self-control" (Galatians 5:22-23).	When we live by God's Spirit, God changes us.
WEEK 13	Paul Describes Genuine Love (1 Corinthians 13:1-13)	"Love is patient, love is kind. It does not envy, it does not boast, it is not proud. It is not rude, it is not self-seeking, it is not easily angered, it keeps no record of wrongs" (1 Corinthians 13:4-5).	God teaches us how to love.


* We recommend starting the quarter so that Lessons 4 and 5 align with the dates of Palm Sunday and Easter Sunday. Visit the Digital Download Center for a suggested schedule.

PLUS...

Access all these **FREE FaithWeaver NOW digital resources at group.com/digital:**

- **FREE digital copies of Teacher Guides** in PDF format so you can easily download any lesson for your ministry. Sharing lessons with busy volunteers couldn't be easier! *See inside kit for activation code.*
- **A FREE downloadable Director Manual** to help you structure your program for maximum effectiveness.
- **FREE weekly FamilyConnect pages** you can print out or email to parents to help families grow together in faith throughout the week.

Don't forget...



***Get a colorful, age-appropriate student book for every child! Each week, you'll get...**

- Engaging activities that bring the Bible to life for every child
- Easy faith conversation-starters for kids to take home
- Meaningful at-home activities for families to dig into Scripture

***You'll need one per child. Sold separately.**



THIS IS A SAMPLE
The number of pages is limited.

Purchase the item for the complete version.

