



FAITHWEAVER

Weaving faith into today's families

NOW[®]

**SPRING
SUNDAY SCHOOL**

**GRADES 5 & 6
TEACHER GUIDE**

Group

FAITHweaver

Weaving faith into today's families **NOW**®

**SPRING
SUNDAY SCHOOL**

**GRADES 5&6
TEACHER GUIDE**



YOUR ACTIVATION CODE IS NOW LOCATED INSIDE THE TEACHER PACK!

Group

Group resources really work!

This Group resource incorporates our R.E.A.L. approach to ministry. It reinforces a growing friendship with Jesus, encourages long-term learning, and results in life transformation, because it's



Relational

Learner-to-learner interaction enhances learning and builds Christian friendships.

Experiential

What learners experience through discussion and action sticks with them up to 9 times longer than what they simply hear or read.

Applicable

The aim of Christian education is to equip learners to be both hearers and doers of God's Word.

Learner-based

Learners understand and retain more when the learning process takes into consideration how they learn best.

Group

group.com/sunday-school

We know you care about kids...

We do, too!

That's why we attempt to ensure that all crafts, toys, and gizmos meet or exceed national safety standards—and are produced by manufacturers that don't use child labor or abuse their labor force. You can order Group resources knowing that in addition to caring for *your* kids, you're also caring for children elsewhere.

Let's keep kids safe!

We strive to provide products that are mechanically reliable and hold together during normal, intended usage. Items are also checked for flammability, and both paint and surface coatings are checked for heavy metals—including lead.

You can help your children stay safe by seeing that toys and gizmos are used as designed, for the purposes designed, and that any broken pieces are disposed of promptly and properly. We value your feedback. If you become aware of a problem affecting the safety of any of our products, please inform us immediately.

FaithWeaver NOW® Bible Curriculum, Grades 5 & 6, Spring

Copyright © 2002 and 2014 Group Publishing, Inc.

All rights reserved. No part of this book may be reproduced in any manner whatsoever without prior written permission from the publisher, except where noted in the text and in the case of brief quotations embodied in critical articles and reviews. For information, visit group.com/permissions.



When you see the OK TO COPY icon, this means permission to photocopy the page from FaithWeaver NOW® Bible Curriculum for Grades 5 & 6, Spring, is granted for local church use. Copyright © Group Publishing, Inc. group.com

Credits

Contributing Authors: Sharon Carey, Mikal Keefer, Jan Kershner, Julie Meiklejohn, Kristi Rector, Kelli B. Trujillo, Paul Woods

Editors: Rob Cunningham, Jennifer Hooks, Lee Sparks, Ali Thompson, Christine Yount Jones

Copy Editors: Erica L. Feucht, Deborah Helmers, Becky Helzer, Andrea Zimmerman

Chief Creative Officer: Joani Schultz

Cover Design and Art Direction: Jeff Spencer

Interior Design Team: Jeff Brunacci, Randy Kady, Rebecca Swain

Cover Photography: © iStockphoto.com/Matthew Scherf and Aleks Le

All Scripture quotations, unless otherwise indicated, are taken from the Holy Bible, New International Version®, NIV®. Copyright © 1973, 1978, 1984 by Biblica, Inc.™. Used by permission of Zondervan. All rights reserved worldwide. www.zondervan.com

ISBN 978-1-4707-5826-4

Printed in the United States of America.

Contents

Introduction	4
The Lessons	
.....	
Lesson 1: Jesus Teaches His Disciples to Pray—Matthew 6:5-13	
.....	5
Lesson 2: Jesus Feeds Thousands—John 6:1-15	
.....	17
Lesson 3: Jesus Explains Eternal Life to Nicodemus—John 3:1-17	
.....	29
Lesson 4: Jesus Talks With the Samaritan Woman—John 4:5-42	
.....	41
Lesson 5: Jesus Tells About the Good Samaritan—Luke 10:25-37	
.....	53
Lesson 6: Jesus Raises Lazarus From the Dead—John 11:1-45	
.....	63
* Lesson 7: Crowds Welcome Jesus to Jerusalem—Psalm 118:19-29; Matthew 21:1-11	
.....	75
* Lesson 8: Jesus Comes Back to Life—Matthew 27:27-56; 28:1-10	
.....	87
Lesson 9: Peter Explains Belief in Jesus—1 Peter 1:3-9	
.....	99
Lesson 10: Jesus Returns to Heaven—Matthew 28:16-20; Acts 1:1-11	
.....	109
Lesson 11: Christians Care for One Another—Psalm 23; Acts 2:42-47	
.....	119
Lesson 12: Stephen Forgives His Accusers as They Stone Him—Acts 6:8-7:60	
.....	129
Lesson 13: Paul Teaches in Athens—Acts 17:16-31	
.....	139

* Due to the way Easter falls, we recommend rearranging the lessons as needed so Lesson 7 lines up with Palm Sunday and Lesson 8 lines up with Easter.

The future of Sunday school + family ministry is NOW.



No doubt about it, the world is changing. Families used to go to church every week. Kids used to have longer attention spans. Teachers used to have more time to prepare. And didn't our budgets used to be bigger?

Even the Sunday school Bible curriculum you used just a couple of years ago is already out of date. But there's one thing that's never changed: the need to grow families closer to Jesus.

That's why we created FaithWeaver NOW®, and it's different from anything you've ever seen before!

It combines Sunday school with family ministry. ■■■■

Sure, you've seen Sunday school aimed at families. But FaithWeaver NOW actually hits the target by having everyone in the family learning about the same Scripture each week.

It's simpler and easier. ■■■■

Sometimes change is a wonderful thing. Gone are the days when you needed to spend hours preparing your lessons and hunting for supplies. FaithWeaver NOW will have you and your team ready to go in a snap.

It's made for NOW. ■■■■

Life is complicated and full of distractions. FaithWeaver NOW keeps faith on track through even the most frenzied lifestyles.

What makes FaithWeaver NOW the perfect curriculum for TODAY's church?

- Families learn the same Bible passage in age-appropriate ways.
- Kids don't just hear the Word. They experience it.
- Simple and easy lessons fit even the busiest lives.
- Kids see God in their everyday world.
- The Scope & Sequence goes through the Bible every three years.
- You can customize it however you like, with both print and digital versions.



Create a vibrant family ministry that's new...that's wow...that's NOW. FaithWeaver NOW gives you a fresh strategy for being more successful than ever in bringing families closer to Jesus.

Thom Schultz Joani Schultz

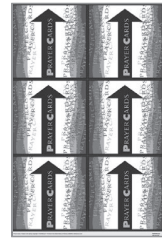
Thom and Joani Schultz
Chairman and Chief Creative Officer
Group Publishing, Inc.



Jesus Teaches His Disciples to Pray

Matthew 6:5-13

To fifth- and sixth-graders, prayer may seem like a one-sided conversation. It's often difficult for them to conceptualize the possibility of a dynamic discussion with God. Use this lesson to help kids realize the power of prayer and the reasons Christians strive to have active, meaningful prayer lives. Kids will use Jesus' prayer as a model they can follow when they pray.

LESSON	WHAT KIDS DO	SUPPLIES	EASY PREP
1 Getting Started	Prayerful Questions (about 15 min.) Answer questions about prayer, and then share their answers using a Question Cube.	Bible Buzz, pens Teacher Pack: Question Cube	Tear out the Lesson 1 pages from each Bible Buzz student book.
2 Bible Exploration	Prayer Tools (about 20 min.) Research Matthew 6:5-13 and other Scriptures as they discover Jesus' tools for prayer and learn how to use them.	Bibles; CD player; paper; pens; various craft supplies such as poster board, paints, magazines, modeling clay, markers, scissors, and glue sticks Teacher Pack: CD, "Prayer Cards"	Separate the "Prayer Cards." 



► Bible Point

We pray to God.

Key Verse

"This, then, is how you should pray: 'Our Father in heaven, hallowed be your name, your kingdom come, your will be done on earth as it is in heaven. Give us today our daily bread. Forgive us our debts, as we also have forgiven our debtors. And lead us not into temptation, but deliver us from the evil one'" (Matthew 6:9-13).

Weaving Faith Into Life

Kids will learn what it really means to pray.



LESSON	WHAT KIDS DO	SUPPLIES	EASY PREP
3 Weaving Faith Into Life	My Lord's Prayer <i>(about 10 min.)</i> Write their own versions of the Lord's Prayer.	Bibles, Bible Buzz, CD player, pens Teacher Pack: CD	
	The Lord's Prayer at Work <i>(about 10 min.)</i> Sing a song on the Key Verse, and share with partners how the Lord's Prayer works in the world.	Bible Buzz, CD player, copies of the lyrics page (at the end of this lesson) Teacher Pack: CD	
4 Lasting Impressions	Daily Challenges <i>(about 5 min.)</i> Choose a Daily Challenge to apply God's Word.	Bible Buzz	
	Weaving Faith at Home <i>(about 2 min.)</i> Talk about how to share what they learned with their families.	Bible Buzz	Tear out the letter to parents from each Bible Buzz student book.

Jesus Teaches His Disciples to Pray

Matthew 6:5-13

BIBLE BACKGROUND
FOR LEADERS

How *Not* to Pray

This passage begins with Jesus instructing his followers how *not* to pray. The religious leaders of that time were accustomed to praying loudly on the street corners so that the people would see them as holy and religious. Instead, Jesus says, prayer is to be between the individual and God—sincere communication that is a direct result of one’s relationship with God.

Two Basic Parts

Jesus gives this prayer as a pattern or a form—an outline for prayer. One way to understand it better is to break his prayer into two basic parts: adoration and petition.

The first verse of the Lord's Prayer expresses praise for God's majesty and acknowledges God's love for us. The single word we translate as "our father" is an intimate word that can be translated as "daddy" or "dearest father." Jesus lets his followers know that they can share in his close relationship with God.

The first petition in the prayer is not related to personal needs. Rather, it addresses seeking what God wants.

After we seek God's will, we turn to asking God to fulfill personal, daily needs for food, forgiveness, and freedom from temptation. Without God working in our lives and our world, there would be no food or forgiveness. And if Satan were not restricted from tempting us, our lives would be nearly unbearable.

Putting God First

Remember that Jesus insisted on putting God first. If God isn't first in our lives, as well as in our prayers, God will not be honored, no matter how eloquently we pray.

The Jesus Connection

Jesus showed us how to pray, but more importantly, he also set the example of putting God first. Everything Jesus did was for God, so it was only natural for his prayer to be focused on praising God and seeking God's will.

Think of the last prayer you prayed. Maybe it was a quick “God, help me impress my boss” or “Lord, give me patience with my child.” There’s nothing wrong with quick prayers seeking God’s help. But these quick prayers can reveal our real view of God. Consider the motivations behind your last prayer. Did you want to impress your boss or have patience with your child so the other person could see Jesus living in you? Stop and pray now for God to be the center of your life—and your prayers. You can write your prayer here.

This image shows a single sheet of white paper with horizontal blue or grey ruling lines. The lines are evenly spaced and run across the width of the page. There are approximately 20 lines visible. The paper has a slight shadow on the right side, suggesting it's resting on a surface.



Prayerful Questions Supplies

Bible Buzz
pens
Teacher Pack
Question Cube

Prayerful Questions Easy Prep

Tear out the Lesson 1
pages from each Bible
Buzz student book.

1

GETTING STARTED

Prayerful Questions



Tip If you have more than 12 kids, you might consider forming two or more groups. If you choose this option, you'll act as the official Question Cube roller. After each roll, have players from each group take turns sharing their answers to the Question Cube questions with their group members. Continue until each player in all of the groups has had at least two or three turns.

What You'll Do

Welcome kids warmly as they arrive, and ask them how their week went.

Say: Today we're going to look at prayer. People pray for all kinds of things, and the way we pray usually changes over time. For example, when you were younger, you probably prayed for different things than you do today. Let's remember some of the things we prayed for when we were little kids.

Have kids find a partner and share what they prayed for when they were little. Give them some examples of your earliest memories of prayer, such as praying to get a puppy, or praying that Santa would bring you everything you asked for.

Give pairs a few minutes to share. Then gather everyone's attention and ask willing kids to share highlights from their discussions.

Have kids turn to the "Prayerful Questions" segment on their Bible Buzz pages, and give each person a pen.

Say: Take a few minutes on your own to answer the questions about prayer on your Bible Buzz page. Try to answer as completely as possible about where you are now in your prayer life.

Give kids several minutes to answer the questions. When they've finished, gather everyone's attention.

Say: Now we're going to share our answers in a creative way. One at a time, you'll roll this Question Cube. When it lands with a question faceup, you'll answer the question using what you wrote on your Bible Buzz page. For example, if the Question Cube lands on "Who" you'll read aloud your answer for "Who do you pray for?" We'll continue until everyone gets a chance to share.

Go first and model the process. Then give one person the Question Cube. Have kids take turns rolling the cube and responding to the questions until everyone has had at least two or three turns.

Talk With Kids

Lead kids in this discussion.


Ask:

- How have your prayers changed from when you were younger?
- What did you learn from this activity about other people's ideas about prayer?
- What does prayer mean to you?

Say: **Jesus gave his followers several tools for prayer. Today we're going to learn more about these tools and how to use them. We're going to look at ways to pray that Jesus said not to use—and his model for prayer, called the Lord's Prayer. We'll learn that ► WE PRAY TO GOD just as Jesus taught his disciples to.**

2 BIBLE EXPLORATION

Prayer Tools

 **Tip** If your group is too small to form six teams, assign more than one "Prayer Card" to each team.

What You'll Do

Have kids form six teams, and give each team at least one Bible.

Say: **In your teams, have someone read aloud Matthew 6:5-8. Talk about how Jesus told the disciples *not* to pray in this passage. Then create a very short skit showing how the hypocrites prayed or how the pagans prayed. Really ham it up and exaggerate your prayers.**

Have three of the teams do hypocrite prayers and the other three do pagan prayers. Give teams a few minutes to prepare their skits. Then have teams present their skits. When all have presented, thank kids for their creativity and participation.

Give each team one of the "Prayer Cards," and then set out a variety of craft supplies.

Say: **You've shown in your skits how Jesus said *not* to pray. Now let's learn a powerful model that Jesus gave his disciples on how ► WE PRAY TO GOD. Work together to answer the questions under your particular phrase of the Lord's Prayer. Be sure to include everyone's opinions as you answer the questions. Look up the Scriptures and summarize them, and then use the craft supplies to create a presentation that summarizes and demonstrates what you've learned through your research. You may want to create a poster, mold clay sculptures, or write a song or a poem. Be prepared to share your presentation with the whole group.**



Prayer Tools Supplies

Bibles
CD player
paper
pens
various craft supplies
such as poster board,
paints, magazines,
modeling clay, markers,
scissors, and glue
sticks

Teacher Pack

CD: "How You Should
Pray" (Matthew 6:9-13)
(track 12)
"Prayer Cards"

Prayer Tools Easy Prep

Separate the "Prayer
Cards."



Give teams time to research and create presentations. As teams work, play “How You Should Pray” (Matthew 6:9-13) (track 12 on the CD). Circulate among the kids to answer questions and offer ideas and suggestions as needed.

Have teams share their presentations in order. When all teams have presented, thank kids for their creativity and participation.

Talk With Kids ■■■■

Lead kids in this discussion.

Ask:

- What were the differences between the hypocrite and pagan prayers you presented and what you presented on Jesus’ model of prayer?
- What things did you learn about prayer from how Jesus said to pray?
- How do you think you can apply these tools to your own prayers?

Say: Some of us may be quite familiar with the Lord’s Prayer. For others, hearing the Lord’s Prayer may be a totally new experience. Regardless of how well we know the words, we’re looking at how it’s important that we know the Lord’s Prayer as a connecting point with God, our Father in heaven. This connecting point is a gift that Jesus offers to each of his followers. He wants each of us to share in conversation with God. It’s not about these exact words—Jesus said this is *how* to pray, not *what* to pray.

Let’s look at some practical ways we can apply to our lives what we’ve learned today about how ► **WE PRAY TO GOD.**

3 WEAVING FAITH INTO LIFE

My Lord’s Prayer

What You’ll Do ■■■■

Say: Jesus gave his followers the gift of this simple model for prayer so that they could speak to God in their own way. God wants to hear from us; it doesn’t matter if we know all the “right” words to use. Jesus’ prayer gives us a good example to follow as we talk to God.

Have kids turn to the “My Lord’s Prayer” segment on their Bible Buzz pages, and make sure each person has a Bible and a pen.

Say: Look at the Lord’s Prayer in your Bible and remember what you learned from today’s presentations. Then write your own version of the Lord’s Prayer. Use Matthew 6:9-13 as a model, and write your own prayer using modern language and examples from your own life. For example, to personalize the phrase “forgive us

My Lord’s Prayer Supplies

.....
Bibles
Bible Buzz
CD player
pens
Teacher Pack
CD: “How You Should
Pray” (Matthew 6:9-13)
(track 12)

our debts,” you might write, “Lord, I’m sorry for the wrong things I’ve done, such as lying to my mom and cheating on the math test.”

Give kids several minutes to create their personalized Lord’s Prayer. Play “How You Should Pray” (Matthew 6:9-13) (track 12 on the CD) while kids work. When kids have finished, have them form pairs, and ask partners to talk about what they wrote. Then have partners take turns praying their own personalized versions of the Lord’s Prayer with each other.

Talk With Kids ■■■■

Lead kids in this discussion.

Ask:

- What parts of the Lord’s Prayer did you find more difficult to personalize? less difficult to personalize?
- In our prayers, what kinds of things are we communicating with God?
- What did you discover about how Jesus said to pray?

Say: **When Jesus told his disciples how to pray, he wasn’t saying it was the only way to pray. He was simply showing them how to praise God, ask for forgiveness and for daily needs, and for God’s will to be done. Today ► WE PRAY TO GOD in much the same way even though our circumstances are different. Let’s look at how the Lord’s Prayer still works today.**

The Lord’s Prayer at Work

What You’ll Do ■■■■

Say: **Jesus gave his followers the gift of this prayer to show that each one of us can connect with God wherever we are. Let’s sing a song that will help us remember the prayer.**

Pass out copies of the lyrics, and play “How You Should Pray” (Matthew 6:9-13) (track 12 on the CD). After they listen once, have kids sing along and do the motions if they’re comfortable doing so.



Yo-oh, (*bend knees to the beat*)

Yo-oh-oh,

This, then, is how you should pray. (*make praying hands*)

Yo-oh, (*bend knees to the beat*)

Yo-oh-oh,

This, then, is how you should pray. (*make praying hands*)

This, then, is how you should pray.

Our Father in heaven, (*raise one hand high*)

This, then, is how you should pray. (*make praying hands*)

Hallowed be your name, (*raise other hand high*)

This, then, is how you should pray. (*make praying hands*)



The Lord’s Prayer at Work Supplies

Bible Buzz
CD player
copies of the lyrics page
(at the end of this lesson)

Teacher Pack

CD: “How You Should Pray” (Matthew 6:9-13) (track 12)



Your kingdom come on the earth, *(raise both hands high; then bring them down low)*
This, then, is how you should pray. *(make praying hands)*
Your will be done on earth as in heaven. *(bring both hands from down low to high)*
This, then, is how you should pray. *(make praying hands)*

Yo-oh, *(bend knees to the beat)*
Yo-oh-oh,
This, then, is how you should pray. *(make praying hands)*
Yo-oh, *(bend knees to the beat)*
Yo-oh-oh,
This, then, is how you should pray. *(make praying hands)*

Give us today our daily bread. *(bring both hands in toward yourself, as if receiving a gift)*
And forgive us our debts, *(brush right fingers over left palm, as if wiping it clean)*
As we forgive our debtors. *(brush fingers over palm again)*
Hey! *(punch fist in air)*
And lead us not into temptation, *(march in place)*
This, then, is how you should pray. *(make praying hands)*
But deliver us from the evil one. *(cross arms in front; then uncross them as if breaking free)*
This, then, is how you should pray. *(make praying hands)*
And lead us not into temptation, *(march in place)*
This, then, is how you should pray. *(make praying hands)*
But deliver us from the evil one. *(cross arms in front; then uncross them as if breaking free)*
This, then, is how you should pray. *(make praying hands; then move freestyle to the beat until the end of the song)*
This, then, is how you should pray.
This, then, is how you should pray.
This, then, is how you should pray.

"How You Should Pray" (Matthew 6:9-13) by Uelese Fa'agutu and Jay Stocker. © 2006 Group Publishing, Inc. All rights reserved.

Have kids form new pairs.

Say: **With your partner, read the Lord's Prayer again on your Bible Buzz page. Then talk with your partner about one way you've seen God answer this prayer in your life or in someone else's life. For example, if you've seen one person forgive another, you might say how someone needed forgiveness and how that person was forgiven. This is something we'll share with the whole group in a few minutes.**

Give kids a few minutes to talk with each other. Then gather everyone's attention. Go to the center of the room.

Say: **The Lord's Prayer helps us to connect with God and also with each other. To show that, let's have each pair stand one at a time and move to the center of the room. Stand shoulder to shoulder with me and with each other. Share how you've seen God answer this prayer in your life or in someone else's life. Then another**



pair will come to the center, join the pair still there and stand shoulder to shoulder, and share God's answer to this prayer in your life or in someone else's life.

When all pairs have shared and are standing shoulder to shoulder, thank everyone for sharing and give this short prayer:

Pray: **God, thank you for connecting us with you and with each other. In Jesus' name, amen.**

Talk With Kids ■■■■

Lead kids in this discussion.

Ask:

- What did you discover about how prayer connects us with God? with each other?
- How does sharing our prayers with others help us connect with each other?
- What can we do to keep the Lord's Prayer fresh in our lives?

Say: **The Lord's Prayer provides a way to pray for different people and circumstances in our lives as well as for ourselves. We can see the effects and results of the Lord's Prayer all around us every day. When ► WE PRAY TO GOD, we connect with millions of Jesus' followers and with God. That's why Jesus told his disciples how to pray. And the same power of connection is available to us.**

.....

4 LASTING IMPRESSIONS

Daily Challenges

What You'll Do ■■■■

Say: **Let's think about how ► WE PRAY TO GOD this week.**

Have kids find this week's Daily Challenges on their Bible Buzz pages and choose one to do this week. They can choose one or more of these three options:

- **Pray the Lord's Prayer with your family. After each phrase, pause and let family members share something the phrase means to them personally.**
- **This week when you pray, instead of asking God what he can do for you, ask God to guide you in doing his will. Then look for ways to actively be the hands and feet of Jesus to someone this week.**
- **Think of something you've prayed for recently. How did God respond in a way that you didn't expect? Thank God for answering your prayers according to his will.**



Daily Challenges Supplies

.....
Bible Buzz





Weaving Faith at Home Supplies

Bible Buzz

Weaving Faith at Home Easy Prep

Tear out the letter to parents from each Bible Buzz student book.

Make sure you choose a Daily Challenge as well, and tell the kids what you chose. Kids will be more inclined to follow through on their commitments when they see you doing the same.

Talk With Kids

Ask:

- **What's a practical way you're going to do your Daily Challenge? Share a time, a place, or other ideas.** Allow time.

Say: ► **WE PRAY TO GOD.** Today we've looked at how not to pray like the hypocrites and the pagans in our Bible passage. More importantly, we've looked at Jesus' model of how we can pray to connect powerfully with God and with others. Let's use that power by following through with our Daily Challenges.

Weaving Faith at Home

Send the letter to parents home with your kids or give it to parents when they pick up their children. This is a great way to show families they're important to your church and to support their role as spiritual leaders to their children.

Encourage kids to talk with their parents about the Daily Challenges they chose and what they learned about prayer. Kids can also do the activities in the "HomeConnect" section of their Bible Buzz pages with their families.

Talk to your Director about emailing the FREE FamilyConnect to all your church's families. Available at group.com/digital.

Take a couple of minutes to pray with your kids by having kids pray the Lord's Prayer together from their Bible Buzz pages.

Lyrics

How You Should Pray (Matthew 6:9-13)

Yo-oh,
Yo-oh-oh,
This, then, is how you should pray.
Yo-oh,
Yo-oh-oh,
This, then, is how you should pray.
This, then, is how you should pray.

Our Father in heaven,
This, then, is how you should pray.
Hallowed be your name,
This, then, is how you should pray.
Your kingdom come on the earth,
This, then, is how you should pray.
Your will be done on earth as in heaven.
This, then, is how you should pray.

Yo-oh,
Yo-oh-oh,
This, then, is how you should pray.
Yo-oh,
Yo-oh-oh,
This, then, is how you should pray.

Give us today our daily bread.
And forgive us our debts
As we forgive our debtors.
Hey!
And lead us not into temptation,
This, then, is how you should pray.
But deliver us from the evil one.
This, then, is how you should pray.
And lead us not into temptation,
This, then, is how you should pray.
But deliver us from the evil one.
This, then, is how you should pray.
This, then, is how you should pray.
This, then, is how you should pray.
This, then, is how you should pray.

"How You Should Pray" (Matthew 6:9-13) by Uelese Fa'agutu and Jay Stocker. © 2006 Group Publishing, Inc. All rights reserved.



OK
TO COPY



FaithWeaver NOW is for today's Sunday school teachers. It's developed by real Sunday school teachers, examined by real ministry leaders, and tested and approved by thousands of churches so you get great lessons that work with today's families.

This quarter you'll explore these Bible passages:

	BIBLE CONTENT/SCRIPTURE	KEY VERSE	BIBLE POINT
WEEK 1	Jesus Teaches His Disciples to Pray (Matthew 6:5-13)	"This, then, is how you should pray: 'Our Father in heaven, hallowed be your name, your kingdom come, your will be done on earth as it is in heaven. Give us today our daily bread. Forgive us our debts, as we also have forgiven our debtors. And lead us not into temptation, but deliver us from the evil one' " (Matthew 6:9-13).	We pray to God.
WEEK 2	Jesus Feeds Thousands (John 6:1-15)	"And my God will meet all your needs according to his glorious riches in Christ Jesus" (Philippians 4:19).	God meets our needs.
WEEK 3	Jesus Explains Eternal Life to Nicodemus (John 3:1-17)	"For God so loved the world that he gave his one and only Son, that whoever believes in him shall not perish but have eternal life" (John 3:16).	Jesus gives us eternal life.
WEEK 4	Jesus Talks With the Samaritan Woman (John 4:5-42)	"He who has the Son has life; he who does not have the Son of God does not have life" (1 John 5:12).	Jesus loves everyone.
WEEK 5	Jesus Tells About the Good Samaritan (Luke 10:25-37)	"Be kind and compassionate to one another, forgiving each other, just as in Christ God forgave you" (Ephesians 4:32).	Jesus says to love others as ourselves.
WEEK 6	Jesus Raises Lazarus From the Dead (John 11:1-45)	"Jesus said to her, 'I am the resurrection and the life. He who believes in me will live, even though he dies' " (John 11:25).	Jesus gives us hope.
*WEEK 7	Crowds Welcome Jesus to Jerusalem (Psalm 118:19-29; Matthew 21:1-11)	"Worthy is the Lamb, who was slain, to receive power and wealth and wisdom and strength and honor and glory and praise!" (Revelation 5:12).	We praise Jesus.
*WEEK 8	Jesus Comes Back to Life (Matthew 27:27-56; 28:1-10)	"I have been crucified with Christ and I no longer live, but Christ lives in me. The life I live in the body, I live by faith in the Son of God, who loved me and gave himself for me" (Galatians 2:20).	Jesus is alive.
WEEK 9	Peter Explains Belief in Jesus (1 Peter 1:3-9)	"Not only so, but we also rejoice in our sufferings, because we know that suffering produces perseverance; perseverance, character; and character, hope" (Romans 5:3-4).	Have faith in Jesus.
WEEK 10	Jesus Returns to Heaven (Matthew 28:16-20; Acts 1:1-11)	"Therefore go and make disciples of all nations, baptizing them in the name of the Father and of the Son and of the Holy Spirit, and teaching them to obey everything I have commanded you. And surely I am with you always, to the very end of the age" (Matthew 28:19-20).	Tell others about Jesus.
WEEK 11	Christians Care for One Another (Psalm 23; Acts 2:42-47)	"And let us consider how we may spur one another on toward love and good deeds. Let us not give up meeting together, as some are in the habit of doing, but let us encourage one another—and all the more as you see the Day approaching" (Hebrews 10:24-25).	God's family takes care of each other.
WEEK 12	Stephen Forgives His Accusers as They Stone Him (Acts 6:8-7:60)	"But in your hearts set apart Christ as Lord. Always be prepared to give an answer to everyone who asks you to give the reason for the hope that you have. But do this with gentleness and respect" (1 Peter 3:15).	We stand up for Jesus.
WEEK 13	Paul Teaches in Athens (Acts 17:16-31)	"Do you not know? Have you not heard? The Lord is the everlasting God, the Creator of the ends of the earth" (Isaiah 40:28).	God created heaven and earth.


* Due to the way Easter falls, we recommend rearranging the lessons as needed so Lesson 7 lines up with Palm Sunday and Lesson 8 lines up with Easter.

PLUS...

Access all these FREE FaithWeaver NOW digital resources at group.com/digital:

- **FREE digital copies of Teacher Guides** in Word and PDF format so you can easily customize any lesson to your ministry. Sharing lessons with busy volunteers couldn't be easier! *Look inside Teacher Pack for activation code.*
- **A FREE downloadable Director Manual** to help you structure your program for maximum effectiveness.
- **FREE weekly FamilyConnect pages** you can print out or email to parents to help families grow together in faith throughout the week.

Don't forget...



***Get a colorful, age-appropriate student book for every child! Each week, you'll get...**

- Engaging activities that bring the Bible to life for every child
- Easy faith conversation-starters for kids to take home
- Meaningful at-home activities for families to dig into Scripture

***You'll need one per child. Sold separately.**



THIS IS A SAMPLE
The number of pages is limited.

Purchase the item for the complete version.

