



FAITHWEAVER

Weaving faith into today's families **NOW**[®]

**SUMMER
SUNDAY SCHOOL**

**GRADES 5 & 6
TEACHER GUIDE**

Group

FAITHWEAVER

Weaving faith into today's families **NOW**[®]

**SUMMER
SUNDAY SCHOOL**

**GRADES 5 & 6
TEACHER GUIDE**



YOUR ACTIVATION CODE IS NOW LOCATED INSIDE THE TEACHER PACK!

Group
Real. Bold. Love.

Group resources really work!

This Group resource incorporates our R.E.A.L. approach to ministry. It reinforces a growing friendship with Jesus, encourages long-term learning, and results in life transformation, because it's



Relational

Learner-to-learner interaction enhances learning and builds Christian friendships.

Experiential

What learners experience through discussion and action sticks with them up to 9 times longer than what they simply hear or read.

Applicable

The aim of Christian education is to equip learners to be both hearers and doers of God's Word.

Learner-based

Learners understand and retain more when the learning process takes into consideration how they learn best.

Group

group.com/sunday-school

We know you care about kids...

We do, too!

That's why we attempt to ensure that all crafts, toys, and gizmos meet or exceed national safety standards—and are produced by manufacturers that don't use child labor or abuse their labor force. You can order Group resources knowing that in addition to caring for *your* kids, you're also caring for children elsewhere.

Let's keep kids safe!

We strive to provide products that are mechanically reliable and hold together during normal, intended usage. Items are also checked for flammability, and both paint and surface coatings are checked for heavy metals—including lead.

You can help your children stay safe by seeing that toys and gizmos are used as designed, for the purposes designed, and that any broken pieces are disposed of promptly and properly. We value your feedback. If you become aware of a problem affecting the safety of any of our products, please inform us immediately.

FaithWeaver NOW® Bible Curriculum, Grades 5 & 6, Summer

Copyright © 2000 and 2015 Group Publishing, Inc.

All rights reserved. No part of this book may be reproduced in any manner whatsoever without prior written permission from the publisher, except where noted in the text and in the case of brief quotations embodied in critical articles and reviews. For information, visit group.com/permissions.



When you see the OK TO COPY icon, this means permission to photocopy the page from FaithWeaver NOW® Bible Curriculum for Grades 5 & 6, Summer, is granted for local church use. Copyright © Group Publishing, Inc. group.com

Credits

Contributing Authors: Tim Baker, Mikal Keefer, Julie Mieklejohn, Michael D. Warden, Paul Woods

Editors: Erica L. Feucht, Scott Firestone IV, Jennifer Hooks, Stephanie Martin, Jessica Sausto, Ali Thompson, Christine Yount Jones

Copy Editors: Lyndsay Gerwing, Deborah Helmers, Becky Helzer, Andrea Zimmerman

Chief Creative Officer: Joani Schultz

Cover Design and Art Direction: Jeff Spencer

Interior Design Team: Jared Bigham, Jeff Brunacci, Kate Elvin, Suzi Jensen, Randy Kady, Rebecca Swain

Cover Photography: © iStockphoto/Matthew Scherf & Aleks Le

All Scripture quotations, unless otherwise indicated, are taken from the Holy Bible, New International Version®, NIV®. Copyright © 1973, 1978, 1984 by Biblica, Inc.™ Used by permission of Zondervan. All rights reserved worldwide. www.zondervan.com.

ISBN 978-1-4707-6321-3

Printed in the United States of America.



Contents

Introduction 4

The Lessons

Lesson 1: God Tests Abraham—Genesis 22:1-18 5

Lesson 2: Isaac Marries Rebekah—Genesis 24 15

Lesson 3: Jacob Deceives Esau and Isaac—Genesis 25:27-34; 27:1-40 25

Lesson 4: Jacob Marries Leah and Rachel—Genesis 29:15-30 35

Lesson 5: Joseph Dreams Disturbing Dreams—Genesis 37:1-11 47

Lesson 6: Joseph’s Brothers Sell Him Into Slavery—Genesis 37:12-36 57

Lesson 7: Pharaoh Puts Joseph in Charge—Genesis 39:20–41:49 67

Lesson 8: Joseph Forgives His Brothers—Genesis 42–45 75

Lesson 9: God Protects Moses—Exodus 1:1–2:10 85

Lesson 10: Moses Meets God at the Burning Bush—Exodus 2:11–3:20 95

Lesson 11: The Israelites Receive Cruel Treatment—Exodus 5:1–6:1 105

Lesson 12: God Sends Plagues on Egypt—Exodus 7:8–10:29 117

Lesson 13: The Israelites Escape From Egypt—Exodus 11:1–12:36 127



The future of Sunday school + family ministry is NOW.



No doubt about it, the world is changing. Families used to go to church every week. Kids used to have longer attention spans. Teachers used to have more time to prepare. And didn't our budgets used to be bigger?

Even the Sunday school Bible curriculum you used just a couple of years ago is already out of date. But there's one thing that's never changed: the need to grow families closer to Jesus.

That's why we created FaithWeaver NOW®, and it's different from anything you've ever seen before!

It combines Sunday school with family ministry. ■■■■

Sure, you've seen Sunday school aimed at families. But FaithWeaver NOW actually hits the target by having everyone in the family learning about the same Scripture each week.

It's simpler and easier. ■■■■

Sometimes change is a wonderful thing. Gone are the days when you needed to spend hours preparing your lessons and hunting for supplies. FaithWeaver NOW will have you and your team ready to go in a snap.

It's made for NOW. ■■■■

Life is complicated and full of distractions. FaithWeaver NOW keeps faith on track through even the most frenzied lifestyles.

What makes FaithWeaver NOW the perfect curriculum for TODAY's church?

- Families learn the same Bible passage in age-appropriate ways.
- Kids don't just hear the Word. They experience it.
- Simple and easy lessons fit even the busiest lives.
- Kids see God in their everyday world.
- The Scope & Sequence goes through the Bible every three years.
- You can customize it however you like, with both print and digital versions.




Create a vibrant family ministry that's new...that's wow...that's NOW. FaithWeaver NOW gives you a fresh strategy for being more successful than ever in bringing families closer to Jesus.

Thom Schultz Joani Schultz

Thom and Joani Schultz
Chairman and Chief Creative Officer
Group Publishing, Inc.






God Tests Abraham

Genesis 22:1-18

Fifth- and sixth-graders are beginning to wander from their parents' control. They're trying new things—including some things that their parents have told them not to do. As you lead this lesson, remember that kids are learning the importance of obedience. Use this lesson to help kids learn that obedience matters and it's what keeps them in line with God's plans for their lives.



► **Bible Point**
Obey God.


LESSON	WHAT KIDS DO	SUPPLIES	EASY PREP
1 Getting Started	Obedience Rodeo <i>(about 15 min.)</i> Play a game of obedience.	Bible Buzz, paper, 2 rolls of crepe paper, 10 pennies, paper cup, markers, CD player Teacher Pack: CD	Tear out the Lesson 1 pages from each Bible Buzz student book. Create three stations. They'll be called Rodeos in the activity. At Rodeo 1, set up a cup with 10 pennies in it. Put markers and paper at Rodeo 2. Put 2 rolls of crepe paper at Rodeo 3.
2 Bible Exploration	Hard of Hearing <i>(about 20 min.)</i> Make presentations to people who don't hear well, and consider Abraham's obedience.	Bibles, Bible Buzz, paper, markers Teacher Pack: Bible Timeline 	

Key Verse
"So be careful to do what the Lord your God has commanded you; do not turn aside to the right or to the left. Walk in all the way that the Lord your God has commanded you, so that you may live and prosper and prolong your days in the land that you will possess" (Deuteronomy 5:32-33).

Weaving Faith Into Life
Preteens will obey God even when it's hard.

Bold text within the lesson is spoken text.



LESSON	WHAT KIDS DO	SUPPLIES	EASY PREP
3 Weaving Faith Into Life	The Heart of the Matter <i>(about 15 min.)</i> Struggle with disobedience to learn why obedience matters.	Bibles, scissors, CD player Teacher Pack: “To Obey or Not to Obey” poster, CD 	
	Tearing It Out <i>(about 10 min.)</i> Choose a way they’ll obey God in their lives this week.	paper, pens, CD player Teacher Pack: CD	
4 Lasting Impressions	Daily Challenges <i>(about 5 min.)</i> Choose a Daily Challenge to apply God’s Word.	Bible Buzz, pens	
	Weaving Faith at Home <i>(about 2 min.)</i> Talk about how to share what they learned with their families.	Bible Buzz, shapes from the “Tearing It Out” activity	Tear out the letter to parents from the back of each Bible Buzz student book.

Bold text within the lesson is spoken text.



Obedience Rodeo Supplies

Bible Buzz
paper
2 rolls of crepe paper
10 pennies
paper cup
markers
CD player
Teacher Pack
CD: "Rodeo Music"
(track 2)

Obedience Rodeo Easy Prep

Tear out the Lesson 1 pages from each Bible Buzz student book. Create three stations. They'll be called Rodeos in the activity. At Rodeo 1, set up a cup with 10 pennies in it. Put markers and paper at Rodeo 2. Put 2 rolls of crepe paper at Rodeo 3.

1 GETTING STARTED

Obedience Rodeo

What You'll Do ■■■■■■

Welcome kids warmly as they arrive, and ask them how their week went.

Say: **Today we're going to learn about obedience. Let's have an Obedience Rodeo to practice doing what someone else says. Get in pairs and decide who'll be the Horse and who'll be the Cowboy.** Allow time.

Say: **Horses, stand in front of the Cowboys. Cowboys will order the Horses around. If the Cowboy says "left," the Horse will turn left. If the Cowboy says "right," then the Horse will turn right. When the Horses arrive at the rodeo stops, the Cowboys will order the Horses to follow the directions at each stop.**

Show kids the three Rodeos you set up earlier, and tell them they're going to stop at each rodeo. Say: **Oh, and because you're Horses and Cowboys, you'll need to gallop while you move.**

At each Rodeo, you'll have to follow special instructions using the supplies there. Distribute this week's Bible Buzz pages. **Cowboys, use the instructions on the section called "Obedience Rodeo" on your Bible Buzz pages to tell your Horses what to do.**

These are the instructions on the Bible Buzz pages:

- Rodeo 1: Remove one penny from the cup and push it 3 feet using your nose.
- Rodeo 2: Hold the marker with your toes to write the name of your Cowboy.
- Rodeo 3: Wrap the crepe paper around your head so you look like a mummy.

Say: **Everybody ready? Move 'em out!** As kids travel between Rodeo stops, play "Rodeo Music" (track 2 on the CD). Repeat the song as necessary.


When kids have completed all their tasks, have the Cowboys direct their Horses to the center of the room and sit down.

Talk With Kids ■■■■

Lead kids in this discussion.

Ask:

- **What was it like doing this unusual rodeo?**
- **How did you decide whether to obey or disobey your Cowboy?**
- **How was obeying in this activity like or unlike obeying in real-life situations?**



Say: In our rodeo, some of you had to obey some pretty ridiculous requests. Sometimes it might seem like being obedient means we have to walk around like a Horse, doing whatever we're commanded. But God made his commands knowing what's best for us. When we ► OBEY GOD, we acknowledge that God knows better than us and we can save ourselves a lot of pain and difficulty. Let's learn about Abraham and how he obeyed God in everything.



2 BIBLE
EXPLORATION

Hard of Hearing

What You'll Do ■■■■■■

Distribute Bibles, and have kids look up Genesis 22:1-18. Show kids the "God Tests Abraham" picture on the Bible Timeline.

Say: **We're going to find out about how God told Abraham to do something that sounded crazy, but Abraham obeyed anyway and God took care of him and his son, Isaac.**

You've been asked to give a speech about this passage to a group of people who struggle with obedience and seem to have a very difficult time obeying authority figures. The people in this group are also hard of hearing, so the leader wants you to read the passage and use a silent speech to report on Abraham's acts of obedience. Your entire group must create a silent speech and then create ways to communicate Abraham's obedience without talking.

Have kids get into groups of four, and give each group a piece of paper and markers. Direct kids to the "Investigating Abe's Obedience" section on their Bible Buzz pages to help them read through the passage, discuss it, and get them thinking about what to include in their silent speeches.

When kids have finished, say: **Choose a Director for your team. You all must obey the Director and follow his or her instructions without arguing.** Ask groups to take several minutes to follow the Director's instructions for how to present their silent speeches. Kids can draw, use hand motions, or mime. When groups have finished, have them present their silent speeches.

Talk With Kids ■■■■

Lead kids in this discussion.

Ask:

- **What was it like to obey your Director even if you wanted to do something different?**
- **How was your obedience like Abraham's obedience to God?**

**Hard of Hearing
Supplies**

-
- Bibles
 - Bible Buzz
 - paper
 - markers
 - Teacher Pack**
 - Bible Timeline





The Heart of the Matter Supplies

Bibles
scissors
CD player
Teacher Pack
“To Obey or Not to Obey” poster
CD: “Family Love Pass” (track 7)

Say: **You guys did a great job helping those disobedient people understand how Abraham obeyed God. God chose to test Abraham’s obedience in an unusual way. God was pleased when Abraham chose to obey God, even when it must have been hard. We ► OBEY GOD, too. Let’s explore how we can please God with obedience in our lives.**

3 WEAVING FAITH INTO LIFE

The Heart of the Matter

What You’ll Do ■■■■■■

Have kids turn in their Bibles to the Key Verse, Deuteronomy 5:32-33. Say: **Our Key Verse says, “So be careful to do what the Lord your God has commanded you; do not turn aside to the right or to the left. Walk in all the way that the Lord your God has commanded you, so that you may live and prosper and prolong your days in the land that you will possess” (Deuteronomy 5:32-33).** Have kids repeat the verse with you.

Say: **Just like our Key Verse says, it’s best for us to ► OBEY GOD. God wanted Abraham’s obedience just as much as he wants our obedience today.**

Have a couple of kids cut the pictures from the “To Obey or Not to Obey” poster and scatter the pieces around on the floor of the room. Form up to eight groups. Play “Family Love Pass” (track 7 on the CD) as groups send a representative to wander around the room. Pause the CD at random intervals. When it stops, each representative will choose the closest picture. Have kids discuss the questions below. Then have each group choose a new representative who will place the picture on the floor. Play the music again. When you stop the music, have each representative pick up another picture, and have kids discuss the following questions together. Repeat these steps as many times as you want to.


Ask:

- Tell about how this picture does or doesn’t show what the Key Verse says.
- How might the action in each picture affect the life of the person making these choices?
- How might the action in each picture affect the lives of others around that person?
- Why is it important for you to obey God?

Have kids break from their groups and form pairs.

Ask:

- What’s one area in which you do really well at walking in the way the Lord has commanded?



Say: **Pray for one another about ways you can walk in God's ways more each day. Pray the Key Verse for one another.** Allow time.

Say: **God doesn't ask us to obey to be mean, though. He always has a purpose.**

Talk With Kids

Lead all the kids in this discussion.

Ask:

- **How did you decide which way to walk, whether to turn to the right or the left?**
- **How did that impact whether you got an obedient or disobedient picture?**
- **What does it mean to walk in God's way and not turn to the right or left?**
- **What's different about evaluating someone else's actions versus evaluating your own?**
- **What's an area of your life in which God wants you to work on obeying him?**

Say: **You evaluated different pictures to determine whether they followed God's will or not. God made each of us with a purpose, and when we obey God, we can find out what kind of masterpiece he wants to make of our lives. We ► OBEY GOD just like Abraham did, and we'll find out what amazing things God does with our obedience.**

Tearing It Out

What You'll Do

Say: **God wants us to obey him. Sometimes that may be easy. Other times it will be very difficult. But, like Abraham, we ► OBEY GOD no matter what the cost.**

Have kids each find a place in the room to be alone. Say: **God's call for us to obey isn't a general command. God tells us specifically how we need to obey. God wants us to obey him with everything in our lives. God asks us to look closely at our lives and search for areas in which we aren't obeying him. I'd like you to do that now.**

Play "Somber Music" (track 19 on the CD). Distribute one sheet of paper to each preteen. Ask kids to think about their lives and look for areas in which they know they can obey God better. Give kids a few minutes to think, and then instruct them to tear their papers into something that represents that area of their lives. For example, kids who think they could obey God better by obeying their parents better might tear their paper into stick figures of their parents. As preteens are thinking, replay the song "Somber Music" (track 19) softly in the background.

Gather kids back together to learn a song about obedience. Have them bring their paper tear-outs with them. Play "Trust and Obey" (track 4 on the CD). As the song plays, have kids each write on the back of their paper tear-out one way they're going to carry out this obedience this week.



Tearing It Out Supplies

paper

pens

CD player

Teacher Pack

CD: "Somber Music"
(track 19), "Trust and
Obey" (track 4)





Talk With Kids ■■■■

Lead kids in this discussion.

Ask:

- What thoughts did you have about how you can obey better?
- What did the shape you tore out represent to you?
- In what ways could you allow God to change that part of your life?

Say: **When we ► OBEY GOD, it pleases God. God has plans for us, and he wants to help us. If we trust that God's ways are better and we obey, great things will happen. In specific times like we thought of just now, our obedience makes a difference in our hearts. Our obedience helps our hearts change toward God. Abraham's obedience helped him follow God, and he saw God's glorious plan for his life through his obedience.**

4 LASTING IMPRESSIONS

Daily Challenges

Daily Challenges Supplies

Bible Buzz
pens

What You'll Do ■■■■■■

Say: **Let's think this week about how we can ► OBEY GOD this week.**

Have kids find this week's Daily Challenges on their Bible Buzz pages and choose one to do this week. They can choose one or more of these three options:

- **The next time your parents ask you to do something, obey them without hesitating or arguing.**
- **One way God wants us to obey is by loving a neighbor. Ask an elderly friend or neighbor what he or she needs help with. Within reason, do whatever the person mentions.**
- **God's greatest commandment is to love God. One way we do that is by spending time with God. Choose a time to meet with God without any interruptions or distractions.**


Make sure you choose a Daily Challenge as well, and tell the kids what you chose. Kids will be more inclined to follow through on their commitments when they see you doing the same.

Talk With Kids ■■■■

Lead kids in this discussion.

Ask:

- **What's a practical way you're going to do your Daily Challenge? Include a time, place, and other ideas.**



Say: **We can ► OBEY GOD in everything we do. Abraham obeyed God and saw God step into his life in a mighty way. Let's ► OBEY GOD this week as we follow through on our Daily Challenges.**

Weaving Faith at Home

Send the letter to parents home with your kids or give it to parents when they pick up their children. This is a great way to show families they're important to your church and to support their role as spiritual leaders to their children.

Encourage kids to talk with their parents about the Daily Challenges they chose and what they learned about obedience. Kids can also do the activities in the "HomeConnect" section of their Bible Buzz pages with their families.

Talk to your Director about emailing the FREE FamilyConnect to all your church's families! Available at group.com/digital.

Have kids form pairs and use the shapes they tore out to pray for each other about an area in which they need God's help with obedience.



Weaving Faith at Home Supplies

.....
Bible Buzz shapes from the "Tearing It Out" activity

Weaving Faith at Home Easy Prep

.....
Tear out the letter to parents from the back of each Bible Buzz student book.



FaithWeaver NOW is for today's Sunday school teachers. It's developed by real Sunday school teachers, examined by real ministry leaders, and tested and approved by thousands of churches so you get great lessons that work with today's families.

This quarter you'll explore these Bible passages:


	BIBLE CONTENT/SCRIPTURE	KEY VERSE	BIBLE POINT
WEEK 1	God Tests Abraham (Genesis 22:1-18)	"So be careful to do what the Lord your God has commanded you; do not turn aside to the right or to the left. Walk in all the way that the Lord your God has commanded you, so that you may live and prosper and prolong your days in the land that you will possess" (Deuteronomy 5:32-33).	Obey God.
WEEK 2	Isaac Marries Rebekah (Genesis 24)	"If any of you lacks wisdom, he should ask God, who gives generously to all without finding fault, and it will be given to him" (James 1:5).	Pray for God's direction.
WEEK 3	Jacob Deceives Esau and Isaac (Genesis 25:27-34; 27:1-40)	"The Lord detests lying lips, but he delights in men who are truthful" (Proverbs 12:22).	Honesty is important to God.
WEEK 4	Jacob Marries Leah and Rachel (Genesis 29:15-30)	"And we know that in all things God works for the good of those who love him, who have been called according to his purpose" (Romans 8:28).	God uses hard times to help us grow.
WEEK 5	Joseph Dreams Disturbing Dreams (Genesis 37:1-11)	"A new command I give you: Love one another. As I have loved you, so you must love one another" (John 13:34).	Show Jesus' love in our families.
WEEK 6	Joseph's Brothers Sell Him Into Slavery (Genesis 37:12-36)	"Dear children, let us not love with words or tongue but with actions and in truth" (1 John 3:18).	God wants us to do what's right.
WEEK 7	Pharaoh Puts Joseph in Charge (Genesis 39:20-41:49)	"Whatever you do, work at it with all your heart, as working for the Lord, not for men" (Colossians 3:23).	We can serve God anywhere.
WEEK 8	Joseph Forgives His Brothers (Genesis 42-45)	"Bear with each other and forgive whatever grievances you may have against one another. Forgive as the Lord forgave you" (Colossians 3:13).	God wants us to forgive.
WEEK 9	God Protects Moses (Exodus 1:1-2:10)	"God is our refuge and strength, an ever-present help in trouble" (Psalm 46:1).	God protects us.
WEEK 10	Moses Meets God at the Burning Bush (Exodus 2:11-3:20)	"I can do everything through him who gives me strength" (Philippians 4:13).	God can use us.
WEEK 11	The Israelites Receive Cruel Treatment (Exodus 5:1-6:1)	"But those who hope in the Lord will renew their strength. They will soar on wings like eagles; they will run and not grow weary, they will walk and not be faint" (Isaiah 40:31).	God wants us to hope in him.
WEEK 12	God Sends Plagues on Egypt (Exodus 7:8-10:29)	"So do not fear, for I am with you; do not be dismayed, for I am your God. I will strengthen you and help you; I will uphold you with my righteous right hand" (Isaiah 41:10).	God uses his power to help us.
WEEK 13	The Israelites Escape From Egypt (Exodus 11:1-12:36)	"So if the Son sets you free, you will be free indeed" (John 8:36).	Jesus sets us free.

PLUS...

Access all these **FREE FaithWeaver NOW digital resources** at group.com/digital:

- **FREE digital copies of Teacher Guides** in Word and PDF format so you can easily customize any lesson to your ministry. Sharing lessons with busy volunteers couldn't be easier! *See inside for activation code.*
- **A FREE downloadable Director Manual** to help you structure your program for maximum effectiveness.
- **FREE weekly FamilyConnect pages** you can print out or email to parents to help families grow together in faith throughout the week.

Don't forget...



***Get a colorful, age-appropriate student book for every child! Each week, you'll get...**

- Engaging activities that bring the Bible to life for every child
- Easy faith conversation-starters for kids to take home
- Meaningful at-home activities for families to dig into Scripture

***You'll need one per child. Sold separately.**



THIS IS A SAMPLE
The number of pages is limited.

Purchase the item for the complete version.

