



FAITHweaver

Weaving faith into today's families

NOW[®]

**FALL
SUNDAY SCHOOL**

**INFANTS, TODDLERS
& 2s
TEACHER GUIDE**

FAITHweAVER

Weaving faith into today's families **NOW**®



FALL
SUNDAY SCHOOL

INFANTS, TODDLERS
& 2s
TEACHER GUIDE

Group

Group resources really work!

This Group resource incorporates our R.E.A.L. approach to ministry. It reinforces a growing friendship with Jesus, encourages long-term learning, and results in life transformation, because it's:



Relational

Person-to-person interaction enhances spiritual growth and builds Christian friendships.

Experiential

What we experience through action and discussion sticks with us up to 9 times longer than what we simply hear or read.

Applicable

The aim of ministry is to equip people to be both hearers and doers of God's Word.

Lifelong

Experiences transform the heart, moving faith beyond the walls of church and into everyday life for years to come.

Group

group.com/sunday-school

We know you care about kids...

We do, too!

That's why we attempt to ensure that all crafts, toys, and gizmos meet or exceed national safety standards—and are produced by manufacturers that don't use child labor or abuse their labor force. You can order Group resources knowing that in addition to caring for *your* kids, you're also caring for children elsewhere.

Let's keep kids safe!

We strive to provide products that are mechanically reliable and hold together during normal, intended usage. Items are also checked for flammability, and both paint and surface coatings are checked for heavy metals—including lead.

You can help your children stay safe by seeing that toys and gizmos are used as designed, for the purposes designed, and that any broken pieces are disposed of promptly and properly. We value your feedback. If you become aware of a problem affecting the safety of any of our products, please inform us immediately.

FaithWeaver NOW® Bible Curriculum, Infants, Toddlers and 2-Year-Olds, Fall

Copyright © 2001 and 2013 Group Publishing, Inc.

All rights reserved. No part of this book may be reproduced in any manner whatsoever without prior written permission from the publisher, except where noted in the text and in the case of brief quotations embodied in critical articles and reviews. For information, visit group.com/permissions.



When you see the OK TO COPY icon, this means permission to photocopy the page from FaithWeaver NOW® Bible Curriculum for Infants/Toddlers/2-Year-Olds, Fall, is granted for local church use. Copyright © Group Publishing, Inc. group.com

Credits

Contributing Authors: Julie Lavender, Elaine Ernst Schneider, Larry Shallenberger, Courtney Jennings Wright

Editors: Lee Sparks, Ali Thompson, Christine Yount Jones

Copy Editors: Deborah Helmers, Becky Helzer, Andrea Zimmerman

Chief Creative Officer: Joani Schultz

Cover Design and Art Direction: Jeff Spencer

Interior Designers: Jeff Brunacci, Randy Kady, Rebecca Swain

Cover Photographer: Rodney Stewart

Production Manager: Pam Clifford

Illustrators: Sarah Beise, Nancy Munger

All Scripture quotations, unless otherwise indicated, are taken from the Holy Bible, New International Version®, NIV®. Copyright © 1973, 1978, 1984 by Biblica, Inc.™ Used by permission of Zondervan. All rights reserved worldwide. www.zondervan.com

ISBN 978-1-4707-6817-1

Printed in the United States of America.

Contents

Introduction	4
--------------------	---

The Lessons

Lesson 1: David Becomes King —2 Samuel 5:1-5; Psalm 37	5
Lesson 2: David Is Merciful to Mephibosheth —2 Samuel 9	17
Lesson 3: God Forgives David —2 Samuel 12:1-7; Psalm 51:1-12	29
Lesson 4: Absalom Rebels and Is Defeated —2 Samuel 15:1-12; 17:1-12; 18:1-18.....	41
Lesson 5: Solomon Asks for Wisdom —1 Kings 2:1-4; 3:3-28	53
Lesson 6: Solomon Writes Many Proverbs —1 Kings 4:29-34; Proverbs 1:1-7	65
Lesson 7: Solomon Turns Away From God —1 Kings 11:1-13	77
Lesson 8: The Kingdom Divides —1 Kings 11:28-12:24	89
Lesson 9: Elijah Helps a Widow —1 Kings 17:7-24	101
Lesson 10: Elijah Challenges the Prophets of Baal —1 Kings 18:16-40	113
Lesson 11: God Speaks to Elijah in a Whisper —1 Kings 19:9-18	125
Lesson 12: God Takes Elijah to Heaven —2 Kings 2:1-15	137
Lesson 13: Jehoshaphat Trusts God for Victory —2 Chronicles 20:1-30	149

The future of Sunday school + family ministry is NOW.



No doubt about it, the world is changing. Families used to go to church every week. Kids used to have longer attention spans. Teachers used to have more time to prepare. And didn't our budgets used to be bigger?

Even the Sunday school Bible curriculum you used just a couple of years ago is already out of date. But there's one thing that's never changed: the need to grow families closer to Jesus.

That's why we created FaithWeaver NOW®, and it's different from anything you've ever seen before!

It combines Sunday school with family ministry. ■■■■

Sure, you've seen Sunday school aimed at families. But FaithWeaver NOW actually hits the target by having everyone in the family learning about the same Scripture each week.

It's simpler and easier. ■■■■

Sometimes change is a wonderful thing. Gone are the days when you needed to spend hours preparing your lessons and hunting for supplies. FaithWeaver NOW will have you and your team ready to go in a snap.

It's made for NOW. ■■■■

Life is complicated and full of distractions. FaithWeaver NOW keeps faith on track through even the most frenzied lifestyles.

What makes FaithWeaver NOW the perfect curriculum for TODAY's church?

- Families learn the same Bible point in age-appropriate ways.
- Kids don't just hear the Word. They experience it.
- Simple and easy lessons fit even the busiest lives.
- Kids see God in their everyday world.
- The Scope & Sequence covers the whole Bible in three years.
- You can customize it however you like, with both print and digital versions.



Create a vibrant family ministry that's new...that's wow...that's NOW. FaithWeaver NOW gives you a fresh strategy for being more successful than ever in bringing families closer to Jesus.

Thom Schultz Joani Schultz

Thom and Joani Schultz
Chairman and Chief Creative Officer
Group Publishing, Inc.






David Becomes King

2 Samuel 5:1-5; Psalm 37

Young children think very concretely and probably won't be able to completely grasp the concept of being able to count on someone they can't see or touch. But they do understand when someone helps them. Use this lesson to help children understand that God is dependable and he helps them. Help them understand that they can count on God in the same way they can count on you and the other adults in their lives to help them, to protect them, and to always be there for them.

INFANT

LESSON	WHAT CHILDREN DO	SUPPLIES	EASY PREP
1 Getting Started	Sing and Celebrate Listen to "Jesus Is All the World to Me" and "I Can Count on God."	CD player Teacher Pack: CD: "Jesus Is All the World to Me" (track 2)	
2 Bible Exploration	A Smiling King See King David smile.	scissors, glue Teacher Pack: "David's Two Faces" teaching picture, paint-mixing stick	Cut out the two faces of David, and glue them back to back with the paint-mixing stick between them. Leave the end of the stick out to use as a handle. 
3 Weaving Faith Into Life	God Helps Us Rhyme Hear a rhyme about counting on God.		
	Weaving Faith at Home Take home their "Growing With Jesus" pages.	My Bible Snuggles or 1 copy per child of the "Growing With Jesus" page (at the end of the lesson)	Remove the Lesson 1 pages from each My Bible Snuggles student book.

► Bible Point

God helps us.

Key Verse


God is our help (adapted from Psalm 46:1).

Weaving Faith Into Life

Children will count on God to provide for and take care of them.




TODDLER

LESSON	WHAT CHILDREN DO	SUPPLIES	EASY PREP
1 Getting Started	Sing and Celebrate Sing or listen to “Jesus Is All the World to Me” and “I Can Count on God.”	CD player Teacher Pack: CD: “Jesus Is All the World to Me” (track 2)	
2 Bible Exploration	A “Crowned” Face Make the faces that David made.	Bible, scissors, glue Teacher Pack: “David’s Two Faces” teaching picture, paint-mixing stick	Cut out the two faces of David, and glue them back to back with the paint-mixing stick between them. Leave the end of the stick out to use as a handle. 
3 Weaving Faith Into Life	Good Gifts Name gifts God gives his children, and thank God for those gifts.	pictures of outdoor scenes	
	“Hee, Hee, Hee” Rhyme Participate in a rhyme about counting on God.		
	Weaving Faith at Home Take home their “Growing With Jesus” pages.	My Bible Snuggles or 1 copy per child of the “Growing With Jesus” page (at the end of the lesson)	Remove the Lesson 1 pages from each My Bible Snuggles student book.





2-YEAR-OLD

LESSON	WHAT CHILDREN DO	SUPPLIES	EASY PREP
1 Getting Started	Sing and Celebrate Sing or listen to "Jesus Is All the World to Me" and "I Can Count on God."	CD player Teacher Pack: CD: "Jesus Is All the World to Me" (track 2)	
2 Bible Exploration	Obedying and Smiling Watch the turning puppet to see when David smiles.	Bible, scissors, glue Teacher Pack: "David's Two Faces" teaching picture, paint-mixing stick	Cut out the two faces of David, and glue them back to back with the paint-mixing stick between them. Leave the end of the stick out to use as a handle. 
3 Weaving Faith Into Life	Counting on a Caring God Make a picture to learn how much God cares for his children.	crayons, glue sticks, gold glitter, My Bible Snuggles or 1 copy per child of the "God's World" coloring page (at the end of the lesson)	Remove the Lesson 1 pages from each My Bible Snuggles student book. Write children's names and "I thank God for giving me you!" on each coloring page.
	Weaving Faith at Home Take home their "Growing With Jesus" pages.	My Bible Snuggles or 1 copy per child of the "Growing With Jesus" page (at the end of the lesson)	



David Becomes King

2 Samuel 5:1-5; Psalm 37

BIBLE BACKGROUND
FOR LEADERS

David Mourns King Saul

We begin this quarter of Old Testament studies with the anointing of David as king of Israel. Many years earlier, Israel's first king, Saul, had turned from the Lord, and God had selected David to succeed Saul. For years after that, Saul sought to have David killed. However, David had refused to act against Saul or to become king until he was certain of God's timing. He had lived a difficult life, almost as an outlaw. Now Saul was dead; after being wounded in battle, he had taken his own life. In fact, Saul and three of his sons, including David's friend Jonathan, had died in the same battle (1 Samuel 31:1-6). So the door was wide open for David to become king of Israel.

David didn't rejoice when he learned of the deaths. Instead he and all his men mourned and wept the entire day (2 Samuel 1:1-12). David even wrote a song in honor of Saul and Jonathan, which can be found in 2 Samuel 1:19-27. He was truly saddened that their lives had ended as they did.

Uniting the Kingdom

David was made king of Judah. Israel followed Abner, the commander of Saul's army, who made Ish-Bosheth, a son of Saul, king over Israel (2 Samuel 2:1-9). After years of much fighting, intrigue, and bloodshed, Ish-Bosheth was murdered, and the leaders of Israel came to David to make him king over them.

David Leads Israel

David was 37 when he became king over all Israel. He had first been anointed to succeed Saul many years earlier, while still in his teens. After his long, patient wait, David was able to lead Israel to great prosperity, fend off the Philistines, and expand the boundaries of Israel during his reign. David wasn't perfect, but as

he relied on God, God rewarded him and Israel with prosperity.

David wrote Psalm 37, which describes his trust in God even when he was surrounded by enemies. In this psalm, David says to “delight yourself in the Lord and he will give you the desires of your heart” (Psalm 37:4). This could have been the theme of David’s life.

The Jesus Connection

Through Jesus, God showed us how to take every step of life relying on him. Because of Jesus' courage, we can believe that trusting God will always be worth it!

What past experience has God used to teach you how to rely on him?

God has a wonderful way of not letting teachable moments in our lives go to waste. What is God using to teach you right now?

Ask God for wisdom to see and strength to move forward with faith, knowing that he'll always have everything you need. You can write your prayer here.

[illegible]

INFANT


1 GETTING STARTED

Tip Don't know the melodies to the songs in this guide? Download the 99-cent Kids Songs app by Alkeo and play the tunes for 200+ common children's songs.

Sing and Celebrate

What You'll Do


Sing or listen to these simple songs. During "Jesus Is All the World to Me" (track 2 on the CD), clap baby's hands to the rhythm of the music.

 **Jesus is all the world to me:**
My life, my joy, my all.
He is my strength from day to day;
Without him I would fall.
When I am sad, to him I go.

No other one can cheer me so.
When I am sad,
He makes me glad;
He's my friend.
(Repeat 2x.)

"Jesus Is All the World to Me" by Will L. Thompson.

Sing "I Can Count on God" to the tune of "The Farmer in the Dell" (not on the CD).

 **I can count on God.** *(clap hands twice quickly)*
I can count on God. *(clap hands twice quickly)*
God is always there for me. *(raise baby's hands to heaven)*
I can count on God. *(clap hands twice quickly).*

2 BIBLE EXPLORATION

A Smiling King

What You'll Do

Sit on the floor with a baby. Show the face of David without a crown. Say: **This is David.**

Turn the face to the other side so the baby can see the crown. Say: **David is happy!**
God gave King David a crown. ► GOD HELPS US, too. Repeat several times.



Sing and Celebrate Supplies

CD player

Teacher Pack

CD: "Jesus Is All the World to Me" (track 2)

A Smiling King Supplies

scissors

glue

Teacher Pack

"David's Two Faces"
teaching picture
paint-mixing stick

A Smiling King Easy Prep

Cut out the two faces of David, and glue them back to back with the paint-mixing stick between them. Leave the end of the stick out to use as a handle.



Weaving Faith at Home Supplies

My Bible Snuggles or 1 copy per child of the “Growing With Jesus” page (at the end of the lesson)

Weaving Faith at Home Easy Prep

Remove the Lesson 1 pages from each My Bible Snuggles student book.

Sing and Celebrate Supplies

CD player
Teacher Pack
CD: “Jesus Is All the World to Me” (track 2)

3 WEAVING FAITH INTO LIFE

God Helps Us Rhyme

What You’ll Do

Hold a baby on your lap. As you say the following rhyme, lead the baby in the motions.

Say: **God helps us when we sing and play.**

God helps us listen as we pray. (*fold the baby’s hands together*)

God is always here; he gives us all his love. (*hug the baby*)

God helps us; he’s watching from above. (*point to heaven*)

Pray for the baby.

Weaving Faith at Home

Have children take home their “Growing With Jesus” pages. Encourage parents to do the activities with children to help them grow with Jesus. By working together and focusing on the same goals, you and parents can help children weave faith into their lives!

Talk to your Director about e-mailing the FREE FamilyConnect to all your church’s families. Available at group.com/digital.

TODDLER

1 GETTING STARTED



Tip Don’t know the melodies to the songs in this guide? Download the 99-cent Kids Songs app by Alkeo and play the tunes for 200+ common children’s songs.

Sing and Celebrate

What You’ll Do

Sing or listen to these simple songs. During “Jesus Is All the World to Me” (track 2 on the CD), lead toddlers in clapping their hands to the rhythm of the music.



Jesus is all the world to me:
My life, my joy, my all.
He is my strength from day to day;
Without him I would fall.
When I am sad, to him I go.
No other one can cheer me so.
When I am sad,
He makes me glad;
He's my friend.
(Repeat 2x.)

"Jesus Is All the World to Me" by Will L. Thompson.

Seat a few toddlers around you to sing "I Can Count on God" to the tune of "The Farmer in the Dell" (not on the CD).



I can count on God. (clap hands twice quickly)
I can count on God. (clap hands twice quickly)
God is always there for me. (raise both hands)
I can count on God. (clap hands twice quickly)

2

BIBLE EXPLORATION

A "Crowned" Face

What You'll Do

Gather a few toddlers around you. Open your Bible to 2 Samuel 5, and tell children this is God's book. Hold up the David puppet, and show the serious side to the children first.

Say: **This is David. This is his "thinking" face. David is thinking about how God promised that he would be king one day.** Use the handle to spin the face around. **This is David's "crowned" face. See? David has a crown on his head. Look how he's smiling. That's because God made him king. Can you make a happy face like David?** Encourage children to show you their smiling faces. **How about a thinking face?** Encourage children to show you their thinking faces. Lead the children in matching David's face each time you turn the handle. End on David's smiling face.

Say: **David is smiling because God kept his promise and made him king. God helped David. And ► GOD HELPS US, too.**



A "Crowned" Face Supplies

Bible
scissors
glue

Teacher Pack

"David's Two Faces"
teaching picture
paint-mixing stick

A "Crowned" Face Easy Prep

Cut out the two faces of David, and glue them back to back with the paint-mixing stick between them. Leave the end of the stick out to use as a handle.



Good Gifts Supplies

.....
pictures of outdoor
scenes

Weaving Faith at Home Supplies

.....
My Bible Snuggles or 1
copy per child of the
“Growing With Jesus”
page (at the end of the
lesson)

Weaving Faith at Home Easy Prep

.....
Remove the Lesson 1
pages from each My
Bible Snuggles student
book.

3

WEAVING FAITH INTO LIFE

Good Gifts

What You'll Do ■■■■■■

Working with a few toddlers at a time, hold up one of the outdoor pictures.

Say: **Do you see my pretty picture? There are many beautiful things in it. I see** [name a few things in the picture]. **What do you see?** Allow the children time to look at the picture and point to or tell about things they see. Repeat the process with another picture.

Say: **All of these wonderful things are gifts from God. ► GOD HELPS US and gives good gifts to his children. Let's pray and thank God for his gifts to us.**

Lead children in prayer.

“Hee, Hee, Hee” Rhyme

What You'll Do ■■■■■■

Gather one or two toddlers around you. Help each child hold up his or her “pointer” finger. Then have children practice nodding their heads. Have children do the actions while you say the following rhyme:

Hee, hee, hee—you can count on me. (*use your index finger to point to yourself*)
Nod, nod, nod—we can count on God. (*nod your head “yes,” and then point up to heaven*)

God helped David. ► GOD HELPS US, too. (*clasp hands together as if in prayer*)

Weaving Faith at Home

Have children take home their “Growing With Jesus” pages. Encourage parents to do the activities with children to help them grow with Jesus. By working together and focusing on the same goals, you and parents can help children weave faith into their lives!

Talk to your Director about e-mailing the FREE FamilyConnect to all your church's families. Available at group.com/digital.



2-YEAR-OLD

1

GETTING STARTED

Tip Don't know the melodies to the songs in this guide? Download the 99-cent Kids Songs app by Alkeo and play the tunes for 200+ common children's songs.

Sing and Celebrate

What You'll Do

Sing or listen to these simple songs. During "Jesus Is All the World to Me" (track 2 on the CD), have children clap to the rhythm of the music.



Jesus is all the world to me:
My life, my joy, my all.
He is my strength from day to day;
Without him I would fall.
When I am sad, to him I go.

No other one can cheer me so.
When I am sad,
He makes me glad;
He's my friend.
(Repeat 2x.)

"Jesus Is All the World to Me" by Will L. Thompson.

Sing "I Can Count on God" to the tune of "The Farmer in the Dell" (not on the CD). Encourage children to sing along with you and follow the motions.



I can count on God. *(clap hands twice quickly)*
I can count on God. *(clap hands twice quickly)*
God is always there for me. *(raise both hands)*
I can count on God. *(clap hands twice quickly)*

2

BIBLE EXPLORATION

Obeying and Smiling

What You'll Do

Gather a group of children around you. Open your Bible to 2 Samuel 5, and tell children this is God's book. Hold up the David puppet, and show the serious face to the children.



Sing and Celebrate Supplies

CD player

Teacher Pack

CD: "Jesus Is All the World to Me" (track 2)

Obeying and Smiling Supplies

Bible
scissors
glue

Teacher Pack

"David's Two Faces"
teaching picture
paint-mixing stick

Obeying and Smiling Easy Prep

Cut out the two faces of David, and glue them back to back with the paint-mixing stick between them. Leave the end of the stick out to use as a handle.



Counting on a Caring God Supplies

crayons
glue sticks
gold glitter
My Bible Snuggles or 1
copy per child of the
“God’s World” coloring
page (at the end of the
lesson)

Counting on a Caring God Easy Prep

Remove the Lesson 1
pages from each My
Bible Snuggles student
book. Write children’s
names and “I thank God
for giving me you!” on
each coloring page.

Weaving Faith at Home Supplies

My Bible Snuggles or 1
copy per child of the
“Growing With Jesus”
page (at the end of the
lesson)

Say: **This is David. He’s thinking about obeying. David obeyed his parents, and he obeyed God. Use the handle to spin the face around. God made David the king. David obeyed God, and God made him king. You can see the crown on David’s head.**

Point to the crown.

Say: **I’m going to turn the puppet. When you see David smiling and wearing his crown, clap your hands.** Turn the puppet several times. **David was happy because God helped David, and ► GOD HELPS US.**

3

WEAVING FAITH INTO LIFE

Counting on a Caring God

What You’ll Do

Give each 2-year-old a “God’s World” coloring page. Set out crayons, glue sticks, and a container of gold glitter.

Say: **God gives us many wonderful things. What do you see in this picture?**

Allow the children to color their pictures. Help them use the glitter to make the sun sparkle.

Say: ► **GOD HELPS US and gives us all these things.**

After children are finished with their pictures, pray with them and thank God for all the things he’s given us in the picture.

Weaving Faith at Home

Have children take home their “Growing With Jesus” pages. Encourage parents to do the activities with children to help them grow with Jesus. By working together and focusing on the same goals, you and parents can help children weave faith into their lives!

Talk to your Director about e-mailing the FREE FamilyConnect to all your church’s families. Available at group.com/digital.

Growing With Jesus



Your child learned that God helps us just as he helped David and gave him a crown (from 2 Samuel 5:1-5). Your child participated in one of the following activities today. You can do these activities with your child to help your child grow with Jesus throughout the week.

INFANT

God Helps Us Rhyme

Hold your baby on your lap. As you say the following rhyme, gently take baby's hands in yours, and raise them to heaven on the phrase "God is always here." Cross baby's hands over his or her heart on the word *love*.

**God helps us when we sing and play.
God helps us listen as we pray.
God is always here; he gives us all his love.
God helps us; he's watching from above.**

TODDLER

Good Gifts

Look through magazines, and cut out an outdoor picture.

Ask: **Do you see my pretty picture? There are many beautiful things in it. I see** [name a few things in the picture]. **What do you see?**

Allow your child time to look at the picture and point to or tell about things he or she sees.

Say: **All of these wonderful things are gifts from God. God helps us and gives good gifts to his children.**

2-YEAR-OLD

Counting on a Caring God

Use the "God's World" coloring page your child brought home.

Say: **God gives us many wonderful things. What do you see in your picture?** Tell what you see also.

Say: **God helps us and gives us good gifts like all the things in your picture.**



Safe, Secure, and Special

Babies and toddlers develop a sense of security by learning that they are special to parents and caregivers. Reassuring words, hugs, and pats demonstrate that you value your child. Tell your child how special he or she is to you and to God. This helps little ones grow up confident in who they are and whose they are.




Help your child become a FaithWeaver with these ideas:

- Take a nature walk through your backyard or at a park. Remind your child that God helps us and gives us good things.
- Help your son or daughter say simple prayers. Emphasize that God helps us when we pray.

**OK
TO COPY**

God's World



OK
TO COPY

Fall Quarter

Lesson 1

Infants/Toddlers/2-Year-Olds

FaithWeaver NOW is for today's Sunday school teachers. It's developed by real Sunday school teachers, examined by real ministry leaders, and tested and approved by thousands of churches so you get great lessons that work with today's families.

This quarter you'll explore these Bible passages:


	BIBLE CONTENT/SCRIPTURE	KEY VERSE	BIBLE POINT
WEEK 1	David Becomes King (2 Samuel 5:1-5; Psalm 37)	God is our help (adapted from Psalm 46:1).	God helps us.
WEEK 2	David Is Merciful to Mephibosheth (2 Samuel 9)		God helps us be kind.
WEEK 3	God Forgives David (2 Samuel 12:1-7; Psalm 51:1-12)		We tell God we're sorry when we do wrong things.
WEEK 4	Absalom Rebels and Is Defeated (2 Samuel 15:1-12; 17:1-12; 18:1-18)		God wants us to share.
WEEK 5	Solomon Asks for Wisdom (1 Kings 2:1-4; 3:3-28)	"Trust in the Lord with all your heart" (Proverbs 3:5).	God teaches us.
WEEK 6	Solomon Writes Many Proverbs (1 Kings 4:29-34; Proverbs 1:1-7)		The Bible shows us how to live.
WEEK 7	Solomon Turns Away From God (1 Kings 11:1-13)		Worship God only.
WEEK 8	The Kingdom Divides (1 Kings 11:28-12:24)	"Do not worry" (Matthew 6:31).	Obey God.
WEEK 9	Elijah Helps a Widow (1 Kings 17:7-24)		God takes care of us.
WEEK 10	Elijah Challenges the Prophets of Baal (1 Kings 18:16-40)		Serve God.
WEEK 11	God Speaks to Elijah in a Whisper (1 Kings 19:9-18)	Do not fear; God is with you (adapted from Isaiah 41:10).	God is always with us.
WEEK 12	God Takes Elijah to Heaven (2 Kings 2:1-15)		God can help us be good friends.
WEEK 13	Jehoshaphat Trusts God for Victory (2 Chronicles 20:1-30)		God helps us.

PLUS...

Access all these FREE FaithWeaver NOW digital resources at group.com/digital:

- **FREE digital copies of Teacher Guides** in PDF format so you can easily download any lesson for your ministry. Sharing lessons with busy volunteers couldn't be easier! *Look inside kit box for activation code.*
- **A FREE downloadable Director Manual** to help you structure your program for maximum effectiveness.
- **FREE weekly FamilyConnect pages** you can print out or email to parents to help families grow together in faith throughout the week.

Don't forget...



My Bible Snuggles*

This convenient booklet collects all of the reproducible coloring and take-home pages from this quarterly teacher guide to save you the time and expense of photocopying.

***Optional—get one for each of your little ones.**



THIS IS A SAMPLE
The number of pages is limited.

Purchase the item for the complete version.

