



FAITHWEAVER

Weaving faith into today's families **NOW**[®]

FALL
SUNDAY SCHOOL

INFANTS, TODDLERS
& 2s
TEACHER GUIDE

FAITHWEAVER

Weaving faith into today's families **NOW**[®]

**FALL
SUNDAY SCHOOL**

**INFANTS, TODDLERS
& 2s
TEACHER GUIDE**



YOUR ACTIVATION CODE IS NOW LOCATED INSIDE THE TEACHER PACK!

Group

Group resources really work!

This Group resource incorporates our R.E.A.L. approach to ministry. It reinforces a growing friendship with Jesus, encourages long-term learning, and results in life transformation, because it's



Relational

Learner-to-learner interaction enhances learning and builds Christian friendships.

Experiential

What learners experience through discussion and action sticks with them up to 9 times longer than what they simply hear or read.

Applicable

The aim of Christian education is to equip learners to be both hearers and doers of God's Word.

Learner-based

Learners understand and retain more when the learning process takes into consideration how they learn best.

Group

group.com/sunday-school

We know you care about kids...

We do, too!

That's why we attempt to ensure that all crafts, toys, and gizmos meet or exceed national safety standards—and are produced by manufacturers that don't use child labor or abuse their labor force. You can order Group resources knowing that in addition to caring for *your* kids, you're also caring for children elsewhere.

Let's keep kids safe!

We strive to provide products that are mechanically reliable and hold together during normal, intended usage. Items are also checked for flammability, and both paint and surface coatings are checked for heavy metals—including lead.

You can help your children stay safe by seeing that toys and gizmos are used as designed, for the purposes designed, and that any broken pieces are disposed of promptly and properly. We value your feedback. If you become aware of a problem affecting the safety of any of our products, please inform us immediately.

FaithWeaver NOW® Bible Curriculum, Infants, Toddlers and 2-Year-Olds, Fall

Copyright © 2002 and 2014 Group Publishing, Inc.

All rights reserved. No part of this book may be reproduced in any manner whatsoever without prior written permission from the publisher, except where noted in the text and in the case of brief quotations embodied in critical articles and reviews. For information, visit group.com/permissions.



When you see the OK TO COPY icon, this means permission to photocopy the page from FaithWeaver NOW® Bible Curriculum for Infants/Toddlers/2-Year-Olds, Fall, is granted for local church use. Copyright © Group Publishing, Inc. group.com

Credits

Contributing Authors: Lori Haynes Niles, Barbie Murphy

Editors: Laycie Costigan, Scott Firestone IV, Jennifer Hooks, Stephanie Martin, Jessica Sausto, Ali Thompson, Christine Yount Jones

Copy Editors: Erica L. Feucht, Deborah Helmers, Becky Helzer, Andrea Zimmerman

Chief Creative Officer: Joani Schultz

Cover Design and Art Direction: Jeff Spencer

Interior Design Team: Jeff Brunacci, Kate Elvin, Suzi Jensen, Randy Kady, Rebecca Swain

Cover Photographer: Rodney Stewart

Illustrator: Nancy Munger

All Scripture quotations, unless otherwise indicated, are taken from the Holy Bible, New International Version®, NIV®. Copyright © 1973, 1978, 1984 by Biblica, Inc.™ Used by permission of Zondervan. All rights reserved worldwide. www.zondervan.com

ISBN 978-1-4707-5987-2

Printed in the United States of America.



Contents

Introduction 4

The Lessons

Lesson 1: God Creates the World—Genesis 1:1–2:3 5

Lesson 2: God Creates Adam and Eve—Genesis 2:4–22 19

Lesson 3: Adam and Eve Sin—Genesis 3 33

Lesson 4: Cain Kills Abel—Genesis 4:1–16 49

Lesson 5: Noah Builds the Ark—Genesis 6:5–22 63

Lesson 6: God Floods the Earth—Genesis 7–8; 9:8–16 79

Lesson 7: People Build a Tower at Babel—Genesis 11:1–9 93

Lesson 8: Abram Follows God’s Direction—Genesis 12:1–8 107

Lesson 9: Lot and Abram Divide the Land—Genesis 13 121

Lesson 10: God Makes a Covenant With Abram— Genesis 15:1–18 135

Lesson 11: Abraham Has Three Visitors—Genesis 18:1–19:29 149

Lesson 12: Isaac Is Born—Genesis 21:1–6 163

Lesson 13: God Cares for Hagar and Ishmael— Genesis 21:8–21 177



The future of Sunday school + family ministry is NOW.



No doubt about it, the world is changing. Families used to go to church every week. Kids used to have longer attention spans. Teachers used to have more time to prepare. And didn't our budgets used to be bigger?

Even the Sunday school Bible curriculum you used just a couple of years ago is already out of date. But there's one thing that's never changed: the need to grow families closer to Jesus.

That's why we created FaithWeaver NOW®, and it's different from anything you've ever seen before!

It combines Sunday school with family ministry. ■■■■

Sure, you've seen Sunday school aimed at families. But FaithWeaver NOW actually hits the target by having everyone in the family learning about the same Scripture each week.

It's simpler and easier. ■■■■

Sometimes change is a wonderful thing. Gone are the days when you needed to spend hours preparing your lessons and hunting for supplies. FaithWeaver NOW will have you and your team ready to go in a snap.

It's made for NOW. ■■■■

Life is complicated and full of distractions. FaithWeaver NOW keeps faith on track through even the most frenzied lifestyles.

What makes FaithWeaver NOW the perfect curriculum for TODAY's church?

- Families learn the same Bible passage in age-appropriate ways.
- Kids don't just hear the Word. They experience it.
- Simple and easy lessons fit even the busiest lives.
- Kids see God in their everyday world.
- The Scope & Sequence goes through the Bible every three years.
- You can customize it however you like, with both print and digital versions.



Create a vibrant family ministry that's new...that's wow...that's NOW. FaithWeaver NOW gives you a fresh strategy for being more successful than ever in bringing families closer to Jesus.

Thom Schultz Joani Schultz

Thom and Joani Schultz
Chairman and Chief Creative Officer
Group Publishing, Inc.






God Creates the World

Genesis 1:1–2:3

Infants and toddlers explore their world from the inside out. First they discover themselves as fingers and toes wave and wiggle and eventually find their way into babies' mouths. Once babies are on the move, they enthusiastically touch, see, smell, hear, and taste God's good creation. On their own, babies and toddlers won't yet connect the Creator to the creations they're experiencing. But you can help little ones begin to make the connection by telling them continually about the good things God made for them to enjoy.

INFANT

LESSON	WHAT CHILDREN DO	SUPPLIES	EASY PREP
1 Getting Started	Sing and Celebrate Listen to praise songs.	CD player Teacher Pack: CD	
2 Bible Exploration	God Made Everything Look at things God made.	Teacher Pack: "God Made" teaching picture 	
3 Weaving Faith Into Life	Reach and Touch Touch things God created.	clean rock or leaf	
	Whisper-So-Soft Follow and touch a feather.	Teacher Pack: feathers	
	Weaving Faith at Home Take home their "Growing With Jesus" pages.	My Bible Snuggles or 1 copy per child of the "Growing With Jesus" page (at the end of the lesson)	Remove the Lesson 1 pages from each My Bible Snuggles student book.

Bold text within the lesson is spoken text.



Bible Point
God made everything.



Key Verse
"In the beginning God created the heavens and the earth" (Genesis 1:1).

Weaving Faith Into Life
Children will celebrate the wonderful creation God has made.





TODDLER



LESSON	WHAT CHILDREN DO	SUPPLIES	EASY PREP
1 Getting Started	Sing and Celebrate Sing or listen to praise songs.	CD player Teacher Pack: CD	
2 Bible Exploration	The World God Made Experience different parts of creation.	Bible, CD player Teacher Pack: CD, "God Made" teaching picture, feathers	
3 Weaving Faith Into Life	Story Scribbles: Made by God Create pictures resembling God's creation.	large crayons or washable markers, My Bible Snuggles or 1 copy per child of the "God Creates" page (at the end of this lesson) Teacher Pack: nature stickers 	Remove the Lesson 1 pages from each My Bible Snuggles student book.
	Rock 'n' Seek Find a hidden rock.	clean rock	
	Weaving Faith at Home Take home their "Growing With Jesus" pages.	My Bible Snuggles or 1 copy per child of the "Growing With Jesus" page (at the end of the lesson)	

***Bold text** within the lesson is spoken text.*





2-YEAR-OLD

LESSON	WHAT CHILDREN DO	SUPPLIES	EASY PREP
<p>1 Getting Started</p>	<p>Sing and Celebrate Sing or listen to praise songs.</p>	<p>CD player Teacher Pack: CD, "God Made" teaching picture</p>	
<p>2 Bible Exploration</p>	<p>Days of Creation Hear how God made the world.</p>	<p>Bible, CD player, sheet of black construction paper, pin, flashlight, star stickers, glue (optional) Teacher Pack: CD, feathers, "God's Creation" poster (from the Big Bible Poster Pack)</p> 	<p>Poke several small pinholes in a sheet of black construction paper.</p>
<p>3 Weaving Faith Into Life</p>	<p>Creation Sprinkles Point out things that God has made.</p>	<p>large crayons or washable markers, glue, My Bible Snuggles or 1 copy per child of the "God Creates" page (at the end of this lesson), a handful of herbs</p>	<p>Remove the Lesson 1 pages from each My Bible Snuggles student book.</p>
	<p>Creation Sing 'n' Play Sing a song about God's creation.</p>	<p>large rock or flowers, other natural objects</p>	
	<p>Weaving Faith at Home Take home their "Growing With Jesus" pages.</p>	<p>My Bible Snuggles or 1 copy per child of the "Growing With Jesus" page (at the end of the lesson)</p>	

Bold text within the lesson is spoken text.





INFANT

1 GETTING STARTED



Tip Don't know the melodies to the songs in this guide? Download the 99-cent Kids Songs app by Alkeo and play the tunes for 200+ common children's songs.

Sing and Celebrate

What You'll Do

Sing "Thank You, Thank You, God" (track 2 on the CD) to the tune of "Ten Little Indians" as you rock, feed, or play with the infants.



**God made the land, and
God made the sea.
Happy, happy we will be.
Look around at all we see!
Thank you, thank you, God.
(Repeat 2x.)**

Afterward, say: ► **GOD MADE EVERYTHING.**

As you sing "God, the Maker" (not on the CD) to the tune of "The Farmer in the Dell," gently touch each baby's arms, legs, hands, and feet. Give babies gentle hugs, and tell them that God made them in a wonderful way.



**God made the world.
God made the world.
In my Bible book it says
God made the world.**

**God made your arms and legs.
God made your hands and feet.
In my Bible book it says
God made you very sweet.**

Afterward, say: ► **GOD MADE EVERYTHING.**



Sing and Celebrate Supplies

CD player

Teacher Pack

CD: "Thank You, Thank You, God" (track 2)





God Made Everything Supplies

Teacher Pack
“God Made” teaching
picture

Reach and Touch Supplies

clean rock or leaf

Whisper-So-Soft Supplies

Teacher Pack
feather

2 BIBLE EXPLORATION

God Made Everything

What You'll Do ■■■■■■

As crawlers are playing on the floor or as you hold an infant, show the “God Made” teaching picture and point out the various elements.

Say: **Look. See the flowers. Touch the flowers. God made the flowers. The Bible tells us God made everything. Let's find the doggies.** Help the babies find the dogs in the picture. Older babies may be able to point to them themselves. **God made the doggies. The Bible tells us ► GOD MADE EVERYTHING.**

3 WEAVING FAITH INTO LIFE

Reach and Touch

What You'll Do ■■■■■■

Get down on the floor with the baby for this activity. Lay the infant on his or her tummy. Place a clean nature object, such as a large rock or a large leaf, or a stuffed animal just out of reach. Say: **God made [the object]. Can you reach out and touch [the object]? ► GOD MADE EVERYTHING.**

Whisper-So-Soft

What You'll Do ■■■■■■

Slowly wave a feather in front of the baby's face. Watch to see if the baby's eyes are tracking the feather's movement. Gently stroke the baby's head, arms, and tummy with the feather. Older babies will also enjoy holding the feather in one hand.

Whisper: **I'm glad God made birds. I'm glad God gave soft feathers to the birds. I'm glad ► GOD MADE EVERYTHING.**



Weaving Faith at Home

Have children take home their “Growing With Jesus” pages. Encourage parents to do the activities with children to help them grow with Jesus. By working together and focusing on the same goals, you and parents can help children weave faith into their lives!

Talk to your Director about emailing the FREE FamilyConnect to all your church’s families. Available at group.com/digital.

TODDLER

1 GETTING STARTED

Tip Don’t know the melodies to the songs in this guide? Download the 99-cent Kids Songs app by Alkeo and play the tunes for 200+ common children’s songs.

Sing and Celebrate

What You’ll Do

Sing “Thank You, Thank You, God” (track 2 on the CD) to the tune of “Ten Little Indians” anytime during the lesson.

**God made the land, and
God made the sea.
Happy, happy we will be.
Look around at all we see!
Thank you, thank you, God.*(Repeat 2x.)***

Afterward, say: ► **GOD MADE EVERYTHING.**

Add the following motions to “God, the Maker” (not on the CD) as you sing to the tune of “The Farmer in the Dell.”

God made the world. *(point up to heaven; then trace a circle with hands)*
God made the world. *(point up to heaven; then trace a circle with hands)*
In my Bible book it says *(open hands like a book)*
God made the world. *(point up to heaven; then trace a circle with hands)*



Weaving Faith at Home Supplies

My Bible Snuggles or 1 copy per child of the “Growing With Jesus” page (at the end of the lesson)

Weaving Faith at Home Easy Prep

Remove the Lesson 1 pages from each My Bible Snuggles student book.

Sing and Celebrate Supplies

CD player
Teacher Pack
CD: “Thank You, Thank You, God” (track 2)





The World God Made Supplies

Bible
CD player
Teacher Pack
“God Made” teaching picture
feathers
CD: “Thank You, Thank You, God” (track 2)

God made your arms and legs. (*touch arms and then legs*)
God made your hands and feet. (*touch hands and then feet*)
In my Bible book it says (*open hands like a book*)
God made you very sweet. (*hug self*)

Afterward, say: ► **GOD MADE EVERYTHING.**

2 BIBLE EXPLORATION

The World God Made

What You'll Do ■■■■■■

Gather a group of toddlers together, and show them the “God Made” teaching picture.

Then open your Bible to Genesis 1:1–2:3, and tell children this is God’s special book.

Say: **The Bible tells us God created the world. ► GOD MADE EVERYTHING. We’re going to learn about what God made. Cover your eyes.** Show children how to do this. **It’s nighttime, and it’s dark. Open your eyes.** Show children how to do this. **Now it’s day. First God made the night, and then he made the day.**

The next day, God made the sky. Hold out your hands to feel the wind. Blow on children’s hands, and then point to the sky in the “God Made” teaching picture. **God made rain. God made plants and trees to grow.** Invite a child to touch a tree or flower in the picture.

God made the sun and the moon. And God put some very special twinkling stars in the sky. Show the children how to open and close their fingers to make “twinkling” stars.

God made the birds and butterflies. ► GOD MADE EVERYTHING. Pass around the feathers. Have children point to a bird or butterfly in the picture. Then have them flap their arms and fly like butterflies.

God made animals. Hold up the “God Made” teaching picture, and ask the children to point to an animal. Have kids bark like dogs and meow like cats. ► **GOD MADE EVERYTHING. God even made a day to rest. Let’s lie down to rest and listen to a song about what God made.**

Play “Thank You, Thank You, God” (track 2 on the CD) softly while children rest.



3

WEAVING FAITH
INTO LIFE

Story Scribbles: Made by God

What You'll Do

Set out crayons or washable markers, copies of the "God Creates" page, and the nature stickers from the Teacher Pack. Let each child choose a flower sticker. Help children identify the pictures on their stickers and then place the stickers on their pictures. Let toddlers color their pictures.

Say: ► **GOD MADE EVERYTHING. Let's find the tree in the picture. God made the tree. Touch the flower. God made the flower. Touch the sheep. God made sheep.**

Rock 'n' Seek

What You'll Do

Place a clean, fist-sized rock on the floor for toddlers to touch. Gather toddlers in a circle around the rock, and lead them in singing "God, the Maker" (not on the CD) to the tune of "The Farmer in the Dell." For a third verse, use the words "God made the rock."

🎵 **God made the world.** *(point up to heaven; then trace a circle with hands)*

God made the world. *(point up to heaven; then trace a circle with hands)*

In my Bible book it says *(open hands like a book)*

God made the world. *(point up to heaven; then trace a circle with hands)*

God made your arms and legs. *(touch arms and then legs)*

God made your hands and feet. *(touch hands and then feet)*

In my Bible book it says *(open hands like a book)*

God made you very sweet. *(hug self)*

During the third verse, have children cover their eyes while you hide the rock in an easy-to-spot location.

Say: **Where's the rock? Let's find the rock.** Continue hiding and finding the rock as long as toddlers are interested. Say: **God made this rock. ► GOD MADE EVERYTHING.**

Weaving Faith at Home

Have children take home their "Growing With Jesus" pages. Encourage parents to do the activities with children to help them grow with Jesus. By working together and focusing on the same goals, you and parents can help children weave faith into their lives!



Story Scribbles: Made by God Supplies

large crayons or washable markers
My Bible Snuggles or 1 copy per child of the "God Creates" page (at the end of this lesson)
Teacher Pack
nature stickers

Story Scribbles: Made by God Easy Prep

Remove the Lesson 1 pages from each My Bible Snuggles student book.)

Rock 'n' Seek Supplies

clean rock

Weaving Faith at Home Supplies

My Bible Snuggles or 1 copy per child of the "Growing With Jesus" page (at the end of the lesson)





Sing and Celebrate Supplies

CD player

Teacher Pack

CD: "Thank You, Thank
You, God" (track 2)
"God Made" teaching
picture

Talk to your Director about emailing the FREE FamilyConnect to all your church's families. Available at group.com/digital.

2-YEAR-OLD

1 GETTING STARTED




Tip Don't know the melodies to the songs in this guide? Download the 99-cent Kids Songs app by Alkeo and play the tunes for 200+ common children's songs.

Sing and Celebrate


What You'll Do ■■■■■■

Sing "Thank You, Thank You, God" (track 2 on the CD) to the tune of "Ten Little Indians" with 2-year-olds anytime during the lesson.

 **God made the land, and
God made the sea.
Happy, happy we will be.
Look around at all we see!
Thank you, thank you, God.**
(Repeat 2x.)

Afterward, say: ► **GOD MADE EVERYTHING.**

As 2-year-olds sing "God, the Maker" (not on the CD) to the tune of "The Farmer in the Dell," have them point to items in the "God Made" teaching picture and make up new verses about things God made. As you repeat this song, add additional verses by naming specific things God made. For example, instead of "God made the world," sing "God made the trees" or "God made flowers."

 **God made the world.
God made the world.
In my Bible book it says
God made the world.**

**God made your arms and legs.
God made your hands and feet.
In my Bible book it says
God made you very sweet.**

Afterward, say: ► **GOD MADE EVERYTHING.**



2 BIBLE EXPLORATION

Days of Creation

What You'll Do ■■■■■■

Gather children together. Set the "God's Creation" poster on the floor. Open your Bible to Genesis 1:1-2:3, and tell children this is God's special book.

Say: **The Bible says God created the world. ► GOD MADE EVERYTHING. We're going to learn about what God made. Cover your eyes. It's nighttime, and it's dark. Open your eyes. That's day one. First God made the night (cover your eyes), and then he made the day.** (Open your eyes.)

The next day, God made the sky. Hold out your hands while I blow on them. Blow on children's hands. Point to the sky on the "God's Creation" poster. **God made rain and snow, lakes, rivers, and big, wide oceans. It's the end of day two. Cover your eyes. It's night again.**

Open your eyes. Now it's day three. God made plants and trees to grow. Invite a child to touch a tree or flower in the poster. **Let's crouch down in a ball like a little seed. Now start to grow into a big, tall tree. Stand up tall. Your arms can be your branches. After God made plants and trees, it was night again. Let's cover our eyes.**

Open your eyes. On day four God made the sun and the moon. At the end of the day, God put some very special little lights in the sky. They're called stars. Have a helper turn off the lights. Shine a flashlight behind a sheet of black construction paper with pinholes in it so the children can see the "stars." Have children put star stickers on the sky in the poster.

Day four has ended. Cover your eyes. Have the helper turn on the lights. **Open your eyes. Now it's day five. God made the birds and butterflies in the sky. ► GOD MADE EVERYTHING.** Pass around the feathers.

Ask: **What did God make that has feathers?** Help children point to a bird on the "God's Creation" poster, and place or glue the feather onto the bird.

Say: **It's the end of the fifth day, so let's close our eyes. Now open your eyes. On day six God made animals. Have children point to an animal in the picture.** Direct the children to crawl and bark like dogs.

Day six is over, and it's nighttime again. Let's close our eyes. Open your eyes. ► GOD MADE EVERYTHING. He even made a day to rest. Let's lie down to rest and listen to a song about what God has made.

Play "Thank You, Thank You, God" (track 2 on the CD) softly while the children rest.



Days of Creation Supplies

- Bible
- CD player
- sheet of black construction paper
- pin
- flashlight
- star stickers
- glue (optional)
- Teacher Pack**
- CD: "Thank You, Thank You, God" (track 2)
- feathers
- "God's Creation" poster (from the Big Bible Poster Pack)

Days of Creation Easy Prep

- Poke several small pinholes in a sheet of black construction paper.





Creation Sprinkles Supplies

large crayons or
washable markers
glue
My Bible Snuggles or 1
copy per child of the
“God Creates” page (at
the end of this lesson)
a handful of herbs

**! ALLERGY
■ ALERT**

Creation Sprinkles Easy Prep

Remove the Lesson 1
pages from each My
Bible Snuggles student
book.

Creation Sing 'n' Play Supplies

large rock or flowers
other natural objects

Weaving Faith at Home Supplies

My Bible Snuggles or 1
copy per child of the
“Growing With Jesus”
page (at the end of the
lesson)

3

WEAVING FAITH INTO LIFE

Creation Sprinkles

What You'll Do ■■■■■■

Set out large crayons or washable markers, glue, and copies of the “God Creates” page. (You may want to put a plastic tablecloth under your space for easier cleanup.)

Hold out a handful of herbs, such as mint and basil, and invite children to smell them.
Say: ► **GOD MADE EVERYTHING. Smell some of the pretty plants God made.**

Help children dot green on the trees on their handouts. Say: ► **GOD MADE EVERYTHING. Let's see what things God has made in this picture. Who can find a tree? Who can find a butterfly? ► GOD MADE EVERYTHING.** Let children color their pictures.

Creation Sing 'n' Play

What You'll Do ■■■■■■

Help a small group of children hold hands and gather around nature objects such as a large rock, flowers, and sticks. Choose a child to select a nature object and stand in the center of the circle. Lead children in singing “God, the Maker” (not on the CD) to the tune of “The Farmer in the Dell.” As you sing, replace “world” with the name of the object the child selected. For example, you might sing “God made the rock” or “God made the flower.” Continue until each child has had a turn.



**God made the world.
God made the world.
In my Bible book it says
God made the world.**

Then have children sit. Give each child a nature object. Help children thank God for each item they're holding. Close by saying: **Thank you, God! ► GOD MADE EVERYTHING.**

Weaving Faith at Home

Have children take home their “Growing With Jesus” pages. Encourage parents to do the activities with children to help them grow with Jesus. By working together and focusing on the same goals, you and parents can help children weave faith into their lives!

Talk to your Director about emailing the FREE FamilyConnect to all your church's families. Available at group.com/digital.



Growing With Jesus



Your child learned that God made everything (from Genesis 1:1–2:3). Your child participated in one of the following activities today. You can use these activities with your child to help your child grow with Jesus throughout the week.

INFANT

Reach and Touch

Get on the floor with your baby for this activity. Lay your infant on his or her tummy. Place a clean nature object, such as a large rock or a large leaf, just out of reach. Tell your baby that God made the object, and encourage him or her to reach out, move toward the object, and touch it.

Say: **God made everything!**

TODDLER

Rock 'n' Seek

Place a clean, fist-sized rock on the floor for your toddler to touch.

Then have your child cover his or her eyes while you hide the rock in the room.

Say: **Where's the rock? Let's go find the rock.** Continue hiding and finding the rock as long as your toddler is interested.

Say: **God made this rock. God made everything.**

2-YEAR-OLD

Creation Sing 'n' Play

Set out nature objects such as a large rock, flowers, and sticks. Sing "God, the Maker" to the tune of "The Farmer in the Dell" replacing "world" with each object.

God made the world. God made the world. In my Bible book it says God made the world.

Help your child thank God for each of the objects.

Say: **God made everything!**



God Made It All

Infants and toddlers explore their world from the inside out. First they discover themselves as fingers and toes wave and wiggle and eventually find their way into babies' mouths. Once babies are on the move, they enthusiastically touch, see, smell, hear, and taste God's good creation. On their own, babies and toddlers won't yet connect the Creator to the creations they're experiencing. But you can help your child begin to make the connection by talking about the good things God made for them to enjoy.




Use these ideas to help your child become a FaithWeaver:

- Play Peekaboo with a blanket for "day and night." Explain to your child that God made day and night. Play with stuffed animals and dolls for "animals and people." Help your child thank God for making everything—including us!
- When you go on a walk or a hike, consider allowing your child to walk (or crawl) at his or her own pace for a little while. Rather than pointing out what you find interesting, allow your child to point out what he or she finds interesting. How fun it is to see what grabs a young child's attention!

OK TO COPY



God Creates



OK
TO COPY



FaithWeaver NOW is for today's Sunday school teachers. It's developed by real Sunday school teachers, examined by real ministry leaders, and tested and approved by thousands of churches so you get great lessons that work with today's families.

This quarter you'll explore these Bible passages:


	BIBLE CONTENT/SCRIPTURE	KEY VERSE	BIBLE POINT
WEEK 1	God Creates the World (Genesis 1:1-2:3)	"In the beginning God created the heavens and the earth" (Genesis 1:1).	God made everything.
WEEK 2	God Creates Adam and Eve (Genesis 2:4-22)		God made us.
WEEK 3	Adam and Eve Sin (Genesis 3)	Love God with your whole heart (adapted from Deuteronomy 6:5).	God wants us to make good choices.
WEEK 4	Cain Kills Abel (Genesis 4:1-16)		God wants us to love our families.
WEEK 5	Noah Builds the Ark (Genesis 6:5-22)		God wants us to obey.
WEEK 6	God Floods the Earth (Genesis 7-8; 9:8-16)		God never lies.
WEEK 7	People Build a Tower at Babel (Genesis 11:1-9)		We need God.
WEEK 8	Abram Follows God's Direction (Genesis 12:1-8)	"Trust in the Lord with all your heart" (Proverbs 3:5).	We can follow God.
WEEK 9	Lot and Abram Divide the Land (Genesis 13)		God wants us to get along.
WEEK 10	God Makes a Covenant With Abram (Genesis 15:1-18)		God has good plans for us.
WEEK 11	Abraham Has Three Visitors (Genesis 18:1-19:29)	Ask and God will hear you (adapted from Luke 11:9).	God does amazing things.
WEEK 12	Isaac Is Born (Genesis 21:1-6)		God makes us happy.
WEEK 13	God Cares for Hagar and Ishmael (Genesis 21:8-21)		God hears us when we pray.

PLUS...

Access all these **FREE FaithWeaver NOW digital resources** at group.com/digital:

- **FREE digital copies of Teacher Guides** in Word and PDF format so you can easily customize any lesson to your ministry. Sharing lessons with busy volunteers couldn't be easier! *Look inside the teacher pack for activation code.*
- **A FREE downloadable Director Manual** to help you structure your program for maximum effectiveness.
- **FREE weekly FamilyConnect pages** you can print out or email to parents to help families grow together in faith throughout the week.

Don't forget...



My Bible Snuggles*

This convenient booklet collects all of the reproducible coloring and take-home pages from this quarterly teacher guide to save you the time and expense of photocopying.

***Optional—get one for each of your little ones.**



THIS IS A SAMPLE
The number of pages is limited.

Purchase the item for the complete version.

