



FAITHWEAVER

Weaving faith into today's families **NOW**[®]

**SPRING
SUNDAY SCHOOL**

**INFANTS, TODDLERS
& 2s
TEACHER GUIDE**

Group

FAITHWEAVER

Weaving faith into today's families **NOW**[®]

**SPRING
SUNDAY SCHOOL**

**INFANTS, TODDLERS
& 2s
TEACHER GUIDE**



YOUR ACTIVATION CODE IS NOW LOCATED INSIDE THE TEACHER PACK!

Group resources really work!

This Group resource incorporates our R.E.A.L. approach to ministry. It reinforces a growing friendship with Jesus, encourages long-term learning, and results in life transformation, because it's



Relational

Learner-to-learner interaction enhances learning and builds Christian friendships.

Experiential

What learners experience through discussion and action sticks with them up to 9 times longer than what they simply hear or read.

Applicable

The aim of Christian education is to equip learners to be both hearers and doers of God's Word.

Learner-based

Learners understand and retain more when the learning process takes into consideration how they learn best.

Group

group.com/sunday-school

We know you care about kids...

We do, too!

That's why we attempt to ensure that all crafts, toys, and gizmos meet or exceed national safety standards—and are produced by manufacturers that don't use child labor or abuse their labor force. You can order Group resources knowing that in addition to caring for *your* kids, you're also caring for children elsewhere.

Let's keep kids safe!

We strive to provide products that are mechanically reliable and hold together during normal, intended usage. Items are also checked for flammability, and both paint and surface coatings are checked for heavy metals—including lead. You can help your children stay safe by seeing that toys and gizmos are used as designed, for the purposes designed, and that any broken pieces are disposed of promptly and properly. We value your feedback. If you become aware of a problem affecting the safety of any of our products, please inform us immediately.

FaithWeaver NOW® Bible Curriculum, Infants, Toddlers & 2s, Spring

Copyright © 2000 and 2015 Group Publishing, Inc.

All rights reserved. No part of this book may be reproduced in any manner whatsoever without prior written permission from the publisher, except where noted in the text and in the case of brief quotations embodied in critical articles and reviews. For information, visit group.com/permissions.



When you see the OK TO COPY icon, this means permission to photocopy the page from FaithWeaver NOW® Bible Curriculum for Infants, Toddlers & 2s, Spring, is granted for local church use. Copyright © Group Publishing, Inc. group.com

Credits

Contributing Authors: Laurie Castañeda, Barbie Murphy, Beth Robinson, Anna Goodwin Smith, Kelli B. Trujillo

Editors: Erica L. Feucht, Scott Firestone IV, Jennifer Hooks, Stephanie Martin, Jessica Sausto, Ali Thompson,

Christine Yount Jones

Copy Editors: Lyndsay Gerwing, Deborah Helmers, Becky Helzer, Andrea Zimmerman

Chief Creative Officer: Joani Schultz

Cover Design and Art Direction: Jeff Spencer

Interior Design Team: Jared Bigham, Jeff Brunacci, Kate Elvin, Suzi Jensen, Randy Kady, Rebecca Swain


Cover Photographer: Rodney Stewart

Illustrator: Nancy Munger

All Scripture quotations, unless otherwise indicated, are taken from the Holy Bible, New International Version®, NIV®. Copyright © 1973, 1978, 1984 by Biblica, Inc.™ Used by permission of Zondervan. All rights reserved worldwide. www.zondervan.com

ISBN 978-1-4707-6289-6

Printed in the United States of America.



Contents

Introduction	4
The Lessons	
.....	
Lesson 1: Jesus Teaches About Commitment—Mark 8:31-38	5
Lesson 2: Jesus Clears Merchants From the Temple—John 2:13-22	19
Lesson 3: Jesus Explains Why God Sent Him—John 3:12-21	35
Lesson 4: Jesus Notices a Widow’s Giving—Mark 12:41-44	49
* Lesson 5: People Rejoice as Jesus Enters Jerusalem—Mark 11:1-11	63
* Lesson 6: Jesus Is Alive!—Mark 16:1-8	77
Lesson 7: Jesus Appears to His Disciples—John 20:19-31	91
Lesson 8: Paul Teaches About Spiritual Gifts—1 Corinthians 12:4-27	105
Lesson 9: Peter Tells the Sanhedrin About Jesus—Acts 4:5-14	119
Lesson 10: Philip Tells the Ethiopian About Jesus—Acts 8:26-40	133
Lesson 11: Peter Visits Cornelius—Acts 10:1-44	147
Lesson 12: Barnabas Encourages Christians in Antioch—Acts 11:19-26	163
Lesson 13: Jesus Sends Power From God—Acts 2:1-21	179

* We recommend starting the quarter so that Lessons 5 and 6 align with the dates of Palm Sunday and Easter Sunday. Visit the Digital Download Center for a suggested schedule.



The future of Sunday school + family ministry is NOW.



No doubt about it, the world is changing. Families used to go to church every week. Kids used to have longer attention spans. Teachers used to have more time to prepare. And didn't our budgets used to be bigger?

Even the Sunday school Bible curriculum you used just a couple of years ago is already out of date. But there's one thing that's never changed: the need to grow families closer to Jesus.

That's why we created FaithWeaver NOW®, and it's different from anything you've ever seen before!

It combines Sunday school with family ministry. ■■■■

Sure, you've seen Sunday school aimed at families. But FaithWeaver NOW actually hits the target by having everyone in the family learning about the same Scripture each week.

It's simpler and easier. ■■■■

Sometimes change is a wonderful thing. Gone are the days when you needed to spend hours preparing your lessons and hunting for supplies. FaithWeaver NOW will have you and your team ready to go in a snap.

It's made for NOW. ■■■■

Life is complicated and full of distractions. FaithWeaver NOW keeps faith on track through even the most frenzied lifestyles.

What makes FaithWeaver NOW the perfect curriculum for TODAY's church?

- Families learn the same Bible passage in age-appropriate ways.
- Kids don't just hear the Word. They experience it.
- Simple and easy lessons fit even the busiest lives.
- Kids see God in their everyday world.
- The Scope & Sequence goes through the Bible every three years.
- You can customize it however you like, with both print and digital versions.



Create a vibrant family ministry that's new...that's wow...that's NOW. FaithWeaver NOW gives you a fresh strategy for being more successful than ever in bringing families closer to Jesus.

Thom Schultz Joani Schultz

Thom and Joani Schultz
Chairman and Chief Creative Officer
Group Publishing, Inc.




Jesus Teaches About Commitment

Mark 8:31-38

Your infants, toddlers, and 2-year-olds don't have the developmental understanding to know what a commitment is or even what it means to follow Jesus. But they do enjoy playing "follow-me" games. When you point to a part of your body and say, "Here are my eyes. Show me your eyes," they can do it and will follow your lead. When you show them a picture of Jesus and say, "Here is Jesus," you're helping them learn about someone they haven't met yet but are learning to trust and believe in.

INFANT

LESSON	WHAT CHILDREN DO	SUPPLIES	EASY PREP
1 Getting Started	Sing and Celebrate Listen to praise songs.	CD player Teacher Pack: CD	
2 Bible Exploration	Come After Jesus Look at and touch a picture of Jesus.	yarn, tape, scissors, cutting blade Teacher Pack: "Follow Jesus" teaching picture, "Jesus Figure" 	Use a blade to cut the line marked on the teaching picture. Cut out the "Jesus Figure." Tape a yarn loop securely to the back of the "Jesus Figure," and thread the loop through the slit in the teaching picture so you can move Jesus in the picture as you tell what happened.
3 Weaving Faith Into Life	Reach and Touch Watch and touch a toy.	blanket, toy	
	Toy Tracking Stretch to grasp a toy.	blanket, toy	
	Weaving Faith at Home Take home their "Growing With Jesus" pages.	My Bible Snuggles or 1 copy per child of the "Growing With Jesus" page (at the end of the lesson)	Remove the Lesson 1 pages from each My Bible Snuggles student book.

Bold text within the lesson is spoken text.



► **Bible Point**
Follow Jesus.

Key Verse

"I am not ashamed of the gospel, because it is the power of God for the salvation of everyone who believes: first for the Jew, then for the Gentile" (Romans 1:16).


Weaving Faith Into Life

Children will explore what it means to follow Jesus.





TODDLER

LESSON	WHAT CHILDREN DO	SUPPLIES	EASY PREP
1 Getting Started	Sing and Celebrate Listen to or sing praise songs.	CD player Teacher Pack: CD	
2 Bible Exploration	Go With God! “Follow” a picture of Jesus.	Bible, yarn, tape, scissors, cutting blade Teacher Pack: “Follow Jesus” teaching picture, “Jesus Figure” 	Use a blade to cut the line marked on the teaching picture. Cut out the “Jesus Figure.” Tape a yarn loop securely to the back of the “Jesus Figure,” and thread the loop through the slit in the teaching picture so you can move Jesus in the picture as you tell what happened.
3 Weaving Faith Into Life	Come and Get Me! Play Chase-and-Catch with the teacher.		
	Mirrored Movements Copy movements to learn about following.	1 toy per child	
	Weaving Faith at Home Take home their “Growing With Jesus” pages.	My Bible Snuggles or 1 copy per child of the “Growing With Jesus” page (at the end of the lesson)	Remove the Lesson 1 pages from each My Bible Snuggles student book.


***Bold text** within the lesson is spoken text.*





2-YEAR-OLD



LESSON	WHAT CHILDREN DO	SUPPLIES	EASY PREP
<p>1 Getting Started</p>	<p>Sing and Celebrate Listen to or sing praise songs.</p>	<p>CD player, items for a mini-obstacle course Teacher Pack: CD</p>	<p>Create a mini-obstacle course with something to crawl under (such as a table) and something to crawl over (such as a pillow or cushion).</p>
<p>2 Bible Exploration</p>	<p>Faithful Followers March around and follow Jesus.</p>	<p>Bible, CD player, yarn, tape, scissors, cutting blade Teacher Pack: CD, "Follow Jesus" teaching picture, "Jesus Figure," "Cutout of Jesus' Face," "People Follow Jesus" poster (from the Big Bible Poster Pack), "Smiley Face" stickers</p> 	<p>Use a blade to cut the line marked on the teaching picture. Cut out the "Jesus Figure." Tape a yarn loop securely to the back of the "Jesus Figure," and thread the loop through the slit in the teaching picture so you can move Jesus in the picture as you tell what happened.</p>
<p>3 Weaving Faith Into Life</p>	<p>Under, Over, and Around Follow a simple obstacle course.</p>	<p>table, large pillow, chairs, masking tape</p>	
	<p>Follow the Leader Trace their feet along a path following Jesus.</p>	<p>My Bible Snuggles or 1 copy per child of the "Follow Jesus" page (at the end of the lesson), crayons</p>	<p>Remove the Lesson 1 pages from each My Bible Snuggles student book.</p>
	<p>Weaving Faith at Home Take home their "Growing With Jesus" pages.</p>	<p>My Bible Snuggles or 1 copy per child of the "Growing With Jesus" page (at the end of the lesson)</p>	

Bold text within the lesson is spoken text.





INFANT

1

**GETTING
STARTED**



Tip Don't know the melodies to the songs in this guide? Download the 99-cent Kings Songs app by Alkeo and play the tunes for 200+ common children's songs.

Sing and Celebrate

What You'll Do

Sing "Follow, Follow Jesus" (track 3 on the CD) to the tune of "For He's a Jolly Good Fellow" anytime during the lesson. Sing as you rock, feed, or play with the infants. As you sing, march around with a baby. Lift the baby up high and down low at the appropriate places in the song.



**Follow, follow Jesus,
Follow, follow Jesus,
Follow, follow Jesus,
Yes, I will follow him.**

**I'll follow him up high.
I'll follow him down low.**

**Yes, I will follow Jesus,
I will follow Jesus,
I will follow Jesus
Wherever he tells me to go.**

Afterward, say: ► **FOLLOW JESUS.**

Sing "I Am Proud to Follow Jesus" (not on the CD) to the tune of "Did You Ever See a Lassie?" anytime during the lesson. March around the room with a baby in your arms as you sing.



**I am proud to follow Jesus,
Follow Jesus, follow Jesus.
I am proud to follow Jesus,
For Jesus is good.**

Afterward, say: ► **FOLLOW JESUS.**





Come After Jesus Supplies

yarn
tape
scissors
cutting blade

Teacher Pack

“Follow Jesus” teaching
picture
“Jesus Figure”

Come After Jesus Easy Prep

Use a blade to cut the
line marked on the
teaching picture.
Cut out the “Jesus
Figure.” Tape a yarn
loop securely to the
back of the “Jesus
Figure,” and thread the
loop through the slit in
the teaching picture so
you can move Jesus in
the picture as you tell
what happened.

Reach and Touch Supplies

blanket
toy

Toy Tracking Supplies

blanket
toy

2

BIBLE EXPLORATION

Come After Jesus

What You’ll Do

As crawlers are playing on the floor or as you hold an infant, show the “Follow Jesus” teaching picture you prepared.

Say: **See the people? They’re following Jesus. Our Bible tells us to follow Jesus. Watch Jesus move down the road. Help babies touch Jesus, and move the figure slowly along as babies touch. Good for you! We ► FOLLOW JESUS.**

3

WEAVING FAITH INTO LIFE

Reach and Touch

What You’ll Do

Lay a baby on his or her back on a blanket on the floor. Hold a toy above the baby just within reach of his or her hands. Move the toy back and forth. Encourage the baby to follow the toy with his or her eyes and try to reach out for it. Then hold the toy near baby’s feet, and try to get the baby to kick at it.

As the baby tracks the toy, softly say this rhyme:

**Watch and follow Jesus
Every single day.
Watch and follow Jesus,
He will lead your way.**

Afterward, say: ► **FOLLOW JESUS.**

Toy Tracking

What You’ll Do

Lay an infant on his or her tummy on a blanket on the floor. Set a toy just out of reach, and encourage the baby to try to get the toy. Cheer when the baby reaches the toy.

Say: **Good for you; you followed the toy. You can follow Jesus, too. We ► FOLLOW**

JESUS. For an older infant, hold the toy just out of reach and move it away as the baby gets closer. Repeat this a few times, being sensitive to each baby’s tolerance level, and then let the baby grasp and hold the toy.


Weaving Faith at Home

Have children take home their “Growing With Jesus” pages. Encourage parents to do the activities with children to help them grow with Jesus. By working together and focusing on the same goals, you and parents can help children weave faith into their lives!

Talk to your Director about emailing the FREE FamilyConnect to all your church’s families. Available at group.com/digital.

TODDLER


1 GETTING STARTED

 **Tip** Don’t know the melodies to the songs in this guide? Download the 99-cent Kings Songs app by Alkeo and play the tunes for 200+ common children’s songs.

Sing and Celebrate

What You’ll Do

Sing “Follow, Follow Jesus” (track 3 on the CD) to the tune of “For He’s a Jolly Good Fellow” anytime during the lesson. Early walkers can hold on to your hand as you walk with them.

 **Follow, follow Jesus,
Follow, follow Jesus,
Follow, follow Jesus,
Yes, I will follow him.**

**I’ll follow him up high.
I’ll follow him down low.**

**Yes, I will follow Jesus,
I will follow Jesus,
I will follow Jesus
Wherever he tells me to go.**

Afterward, say: ► **FOLLOW JESUS.**



Weaving Faith at Home Supplies

My Bible Snuggles or 1 copy per child of the “Growing With Jesus” page (at the end of the lesson)

Weaving Faith at Home Easy Prep

Remove the Lesson 1 pages from each My Bible Snuggles student book.

Sing and Celebrate Supplies

CD player
Teacher Pack
CD: “Follow, Follow Jesus” (track 3)






Go With God! Supplies

Bible
yarn
tape
scissors
cutting blade
Teacher Pack
"Follow Jesus" teaching picture
"Jesus Figure"

Go With God! Easy Prep

Use a blade to cut the line marked on the teaching picture. Cut out the "Jesus Figure." Tape a yarn loop securely to the back of the "Jesus Figure," and thread the loop through the slit in the teaching picture so you can move Jesus in the picture as you tell what happened.

Sing "I Am Proud to Follow Jesus" (not on the CD) to the tune of "Did You Ever See a Lassie?" anytime during the lesson. March around the room with a child in your arms as you sing "I Am Proud to Follow Jesus."

 **I am proud to follow Jesus,
Follow Jesus, follow Jesus.
I am proud to follow Jesus,
For Jesus is good.**

Afterward, say: ► **FOLLOW JESUS.**

2 BIBLE EXPLORATION

Go With God!

What You'll Do

Open your Bible to Mark 8:31-38. Show children the words and tell them the Bible is God's special book.

Say: **The Bible tells us about Jesus and his friends. Hold up the teaching picture. Look, here's Jesus now! His friends know Jesus is good. They follow Jesus. See? Wherever Jesus walks, people follow him. We can follow him, too. ► FOLLOW JESUS.**

Move the figure of Jesus along the path forward and backward as toddlers "chase" the figure with their fingers. Vary the pace and talk about following fast, slow, up the path, or down the path. Then let toddlers take turns carefully moving the Jesus figure down the path as you hold the loop on the back of the teaching picture to keep the figure from pulling through.

3 WEAVING FAITH INTO LIFE

Come and Get Me!

What You'll Do

Begin to crawl or slowly run away from a toddler.

Say: **Follow me! Follow me! Come catch me!** Stop now and then, and allow yourself to be caught. Hug the toddler and repeat the activity again. **Jesus wants us to follow him. ► FOLLOW JESUS.**

Mirrored Movements

What You'll Do ■■■■■■

Give one or more toddlers each a toy to hold.

Say: **Follow me. Do what I do.** Then have toddlers imitate you in the following motions:

- Hug the toy.
- Swing the toy back and forth.
- Put the toy on the floor.
- Hold the toy above your head.
- Dance with the toy.

Praise your toddlers.

Say: **Very good! You followed me! You can follow Jesus, too. ► FOLLOW JESUS.**

Weaving Faith at Home

Have children take home their “Growing With Jesus” pages. Encourage parents to do the activities with children to help them grow with Jesus. By working together and focusing on the same goals, you and parents can help children weave faith into their lives!

Talk to your Director about emailing the FREE FamilyConnect to all your church’s families. Available at group.com/digital.

2-YEAR-OLD

1 GETTING STARTED

- **Tip** Don’t know the melodies to the songs in this guide? Download the 99-cent Kings Songs app by Alkeo and play the tunes for 200+ common children’s songs.

Sing and Celebrate

What You'll Do ■■■■■■

Sing “Follow, Follow Jesus” (track 3 on the CD) to the tune of “For He’s a Jolly Good Fellow” anytime during the lesson. As you sing, lead children through the mini-obstacle course you set up.



Mirrored Movements Supplies

1 toy per child

Weaving Faith at Home Supplies

My Bible Snuggles or 1 copy per child of the “Growing With Jesus” page (at the end of the lesson)

Weaving Faith at Home Easy Prep

Remove the Lesson 1 pages from each My Bible Snuggles student book.

Sing and Celebrate Supplies

CD player
 items for a mini-obstacle course
Teacher Pack
 CD: “Follow, Follow Jesus” (track 3)

Sing and Celebrate Easy Prep

Create a mini-obstacle course with something to crawl under (such as a table) and something to crawl over (such as a pillow or cushion).




Faithful Followers Supplies

Bible
CD player
yarn
scissors
tape
cutting blade
Teacher Pack
CD: "Follow, Follow
Jesus" (track 3)
"Follow Jesus" teaching
picture
"Jesus Figure"
"Cutout of Jesus' Face"
"People Follow Jesus"
poster (from the Big
Bible Poster Pack)
"Smiley Face" stickers

Faithful Followers Easy Prep

Use a blade to cut the line marked on the teaching picture. Cut out the "Jesus Figure." Tape a yarn loop securely to the back of the "Jesus Figure," and thread the loop through the slit in the teaching picture so you can move Jesus in the picture as you tell what happened.


 **Follow, follow Jesus,
Follow, follow Jesus,
Follow, follow Jesus,
Yes, I will follow him.**

**I'll follow him up high.
I'll follow him down low.**

**Yes, I will follow Jesus,
I will follow Jesus,
I will follow Jesus
Wherever he tells me to go.**

Afterward, say: ► **FOLLOW JESUS.**

Sing "I Am Proud to Follow Jesus" (not on the CD) to the tune of "Did You Ever See a Lassie?" anytime during the lesson. Lead children through the mini-obstacle course you set up as you sing.

 **I am proud to follow Jesus,
Follow Jesus, follow Jesus.
I am proud to follow Jesus,
For Jesus is good.**

Afterward, say: ► **FOLLOW JESUS.**

2 BIBLE EXPLORATION

Faithful Followers

What You'll Do

Place the "Follow Jesus" teaching picture on the floor in one corner of your room and the "People Follow Jesus" poster on the floor in a different corner of your room. Gather a group of children together near the "Follow Jesus" teaching picture.

Open your Bible to Mark 8:31-38. Show children the words and tell them the Bible is God's special book.

Say: **The Bible tells us about Jesus and his friends. Jesus' friends knew Jesus is good. Jesus wants us to follow him. Let's make a "Follow Jesus" parade.** Hold the "Cutout of Jesus' Face" up high, and lead a parade as you play the song "Follow, Follow Jesus" (track 3 on the CD). Let the children take turns holding the image of Jesus' face.

When you're finished marching, have children gather around the "People Follow Jesus" poster. Hold up the poster.

Say: **Jesus wanted people to follow him when he asked. Jesus told people not to wait to follow him. He may have said, "Follow me even when you're sad." Let's pretend to be sad.** Lead the children in crying. **Jesus may have said, "Follow me even when you're mad." Let's pretend to be mad.** Lead the children in making angry sounds. **He may have said, "Follow me when you're happy!" Let's be happy!** Lead the children in laughing and cheering. Then help children place "Smiley Face" stickers on the people in the crowd on the poster.

Lead children in a parade back to the "Follow Jesus" teaching picture, and have them sit around it.

Say: **You did a great job following me! No matter what happens, we can follow Jesus, just as the people followed Jesus. See?** Move the figure of Jesus attached to the teaching picture down the path. Let each child take a turn moving the figure. ► **FOLLOW JESUS.**



3 WEAVING FAITH INTO LIFE

Under, Over, and Around

What You'll Do ■■■■■■

Expand the obstacle course used during your music time by adding a large pillow, a few chairs grouped together, and a masking tape line on the floor. Invite children to crawl under the table, around the large pillow, between the chairs, and along the line. You may need to physically direct some 2-year-olds. Praise children for following your directions as they travel through the obstacle course.

Say: **You did a good job following my directions! You're learning to follow Jesus, too.** ► **FOLLOW JESUS.**

Follow the Leader

What You'll Do ■■■■■■

Give each child a "Follow Jesus" handout and a crayon. Have each child remove a shoe and sock from one foot. Help each child trace the bare foot onto the pathway following Jesus. Remind children that Jesus is good and that they can ► **FOLLOW JESUS.**

Under, Over, and Around Supplies

.....
table
large pillow
chairs
masking tape

Follow the Leader Supplies

.....
My Bible Snuggles or 1
copy per child of the
"Follow Jesus" page
(at the end of the
lesson)
crayons

Follow the Leader Easy Prep

.....
Remove the Lesson 1
pages from each My
Bible Snuggles student
book.





Weaving Faith at Home Supplies

My Bible Snuggles or 1
copy per child of the
“Growing With Jesus”
page (at the end of the
lesson)

Weaving Faith at Home

Have children take home their “Growing With Jesus” pages. Encourage parents to do the activities with children to help them grow with Jesus. By working together and focusing on the same goals, you and parents can help children weave faith into their lives!

Talk to your Director about emailing the FREE FamilyConnect to all your church’s families. Available at group.com/digital.





Growing With Jesus



Your child learned he or she can follow Jesus (from Mark 8:31-38). Your child participated in one of the following activities today. You can use these activities with your child to help your child grow with Jesus throughout the week.

INFANT

Toy Tracking

Place your infant on his or her tummy on a blanket on the floor. Place a toy just out of reach, and encourage your baby to try to get the toy. Cheer when your baby reaches the toy.

Say: **Good for you; you followed the toy. You can follow Jesus. We follow Jesus.**

For an older infant, hold the toy just out of reach and move it away as your baby gets closer. Then let your baby grasp and hold the toy.

TODDLER

Come and Get Me!

Begin to crawl or slowly run away from your toddler.

Say: **Follow me! Follow me! Come catch me!** Stop now and then, and allow your child to catch you. Hug your toddler and repeat the activity again. **Jesus wants us to follow him. We can follow Jesus.**

2-YEAR-OLD

Under, Over, and Around

Use a table, pillows, chairs, and masking tape to create a small obstacle course. Direct your child to crawl under the table, around the large pillow, between the chairs, and along the line. You may need to physically direct your child. Praise your child for following your directions as he or she travels through the obstacle course.

Say: **You did a good job following my directions! You are learning to follow Jesus, too. We can follow Jesus.**



Model Behavior

Whether we like it or not, children follow and imitate our ways as they grow up. It may be cute to see children mimic hand expressions or repeat phrases commonly used, but when children pick up bad habits, cuteness quickly wears off. Remember that your child learns about following Jesus by following your actions and attitudes. Take this responsibility seriously as you model the love and kindness of Jesus to those around you.



Help your child become a FaithWeaver with these ideas:

- Place your infant in a semi-upright position, and move a toy from left to right as an encouragement to follow the toy with his or her eyes and reach for it.
- Stand in front of a mirror with your child, make crazy movements, and try to copy each other. Talk about the kinds of things Jesus did with his followers, such as praying, eating, and helping others.
- Let your child be the leader and play Follow the Leader together. Then switch roles. Talk about what it's like to be the leader and what it's like to be the follower.



Follow Jesus



**OK
TO COPY**

Illustrated by Nancy Munger.



FaithWeaver NOW is for today's Sunday school teachers. It's developed by real Sunday school teachers, examined by real ministry leaders, and tested and approved by thousands of churches so you get great lessons that work with today's families.

This quarter you'll explore these Bible passages:

	BIBLE CONTENT/SCRIPTURE	KEY VERSE	BIBLE POINT
WEEK 1	Jesus Teaches About Commitment (Mark 8:31-38)	"I am not ashamed of the gospel" (simplified from Romans 1:16).	Follow Jesus.
WEEK 2	Jesus Clears Merchants From the Temple (John 2:13-22)		Worship God.
WEEK 3	Jesus Explains Why God Sent Him (John 3:12-21)	"Jesus Christ is Lord" (simplified from Philippians 2:11).	Jesus came to show God's love.
WEEK 4	Jesus Notices a Widow's Giving (Mark 12:41-44)		Give to God.
*WEEK 5	People Rejoice as Jesus Enters Jerusalem (Mark 11:1-11)		Jesus is our king.
*WEEK 6	Jesus Is Alive! (Mark 16:1-8)		Jesus is alive.
WEEK 7	Jesus Appears to His Disciples (John 20:19-31)	People who believe in Jesus will live forever (adapted from John 11:25).	Believe in Jesus.
WEEK 8	Paul Teaches About Spiritual Gifts (1 Corinthians 12:4-27)	The Holy Spirit will teach you (adapted from John 14:26).	Serve God.
WEEK 9	Peter Tells the Sanhedrin About Jesus (Acts 4:5-14)		God helps us be brave.
WEEK 10	Philip Tells the Ethiopian About Jesus (Acts 8:26-40)		Listen to God.
WEEK 11	Peter Visits Cornelius (Acts 10:1-44)		Tell everyone about Jesus.
WEEK 12	Barnabas Encourages Christians in Antioch (Acts 11:19-26)		Help others love Jesus.
WEEK 13	Jesus Sends Power From God (Acts 2:1-21)		God gives us the Holy Spirit.


* We recommend starting the quarter so that Lessons 5 and 6 align with the dates of Palm Sunday and Easter Sunday. Visit the Digital Download Center for a suggested schedule.

PLUS...

Access all these **FREE FaithWeaver NOW digital resources** at group.com/digital:

- **FREE digital copies of Teacher Guides** in Word and PDF format so you can easily customize any lesson to your ministry. Sharing lessons with busy volunteers couldn't be easier! *See inside for activation code.*
- **A FREE downloadable Director Manual** to help you structure your program for maximum effectiveness.
- **FREE weekly FamilyConnect pages** you can print out or email to parents to help families grow together in faith throughout the week.

Don't forget...



My Bible Snuggles*

This convenient booklet collects all of the reproducible coloring and take-home pages from this quarterly teacher guide to save you the time and expense of photocopying.

***Optional—get one for each of your little ones.**



THIS IS A SAMPLE
The number of pages is limited.

Purchase the item for the complete version.

