



FAITHWEAVER

Weaving faith into today's families **NOW**[®]

**SPRING
SUNDAY SCHOOL**

**INFANTS, TODDLERS
& 2s
TEACHER GUIDE**

Group

FAITHWEAVER

Weaving faith into today's families **NOW**®

**SPRING
SUNDAY SCHOOL**

**INFANTS, TODDLERS
& 2s
TEACHER GUIDE**



YOUR ACTIVATION CODE IS NOW LOCATED INSIDE THE TEACHER PACK!

Group

Group resources really work!

This Group resource incorporates our R.E.A.L. approach to ministry. It reinforces a growing friendship with Jesus, encourages long-term learning, and results in life transformation, because it's:



Relational

Person-to-person interaction enhances spiritual growth and builds Christian friendships.

Experiential

What we experience through action and discussion sticks with us up to 9 times longer than what we simply hear or read.

Applicable

The aim of ministry is to equip people to be both hearers and doers of God's Word.

Lifelong

Experiences transform the heart, moving faith beyond the walls of church and into everyday life for years to come.

Group

group.com/sunday-school

We know you care about kids...

We do, too!

That's why we attempt to ensure that all crafts, toys, and gizmos meet or exceed national safety standards—and are produced by manufacturers that don't use child labor or abuse their labor force. You can order Group resources knowing that in addition to caring for *your* kids, you're also caring for children elsewhere.

Let's keep kids safe!

We strive to provide products that are mechanically reliable and hold together during normal, intended usage. Items are also checked for flammability, and both paint and surface coatings are checked for heavy metals—including lead. You can help your children stay safe by seeing that toys and gizmos are used as designed, for the purposes designed, and that any broken pieces are disposed of promptly and properly. We value your feedback. If you become aware of a problem affecting the safety of any of our products, please inform us immediately.

FaithWeaver NOW® Bible Curriculum, Infants, Toddlers & 2s, Spring

Copyright © 2000 and 2016 Group Publishing, Inc.

All rights reserved. No part of this book may be reproduced in any manner whatsoever without prior written permission from the publisher, except where noted in the text and in the case of brief quotations embodied in critical articles and reviews. For information, visit group.com/permissions.



When you see the OK TO COPY icon, this means permission to photocopy the page from FaithWeaver NOW® Bible Curriculum for Infants, Toddlers & 2s, Spring, is granted for local church use. Copyright © Group Publishing, Inc. group.com

Credits

Contributing Authors: Enelle G. Eder, Julie Lavender, Larry Shallenberger, Courtney Jennings Wright

Editors: Stephanie Martin, Amy Nappa, Jessica Sausto, Owen Shattuck, Ali Thompson

Copy Editors: Lyndsay Gerwing, Becky Helzer, Sarah Yepishin, Andrea Zimmerman

Chief Creative Officer: Joani Schultz

Cover Design and Art Direction: Jeff Spencer

Interior Design Team: Jared Bigham, Jeff Brunacci, Joyce Douglas, Kate Elvin, Suzi Jensen, Dolly Palmer, Rebecca Swain


Cover Photographer: Rodney Stewart

Illustrator: Nancy Munger

All Scripture quotations, unless otherwise indicated, are taken from the Holy Bible, New International Version®, NIV®. Copyright © 1973, 1978, 1984 by Biblica, Inc.™ Used by permission of Zondervan. All rights reserved worldwide. www.zondervan.com

ISBN 978-1-4707-6635-1

Printed in the United States of America.



Contents

Introduction	4
The Lessons	
.....	
Lesson 1: Jesus Teaches About Good Fruit—Luke 6:43-45	5
Lesson 2: Jesus Tells the Parable of the Lost Son—Luke 15:11-32	21
Lesson 3: Jesus Washes the Disciples’ Feet—John 13:1-17	35
* Lesson 4: Jesus Is Tried and Crucified—Luke 19:28-40; 23:1-49	49
* Lesson 5: Jesus Appears to Mary—John 20:1-18	63
Lesson 6: Apostles Defend Their Faith—Acts 5:12-42	77
Lesson 7: Saul Meets Jesus Near Damascus—Acts 9:1-20	91
Lesson 8: Peter Raises Tabitha From the Dead—Acts 9:36-43	105
Lesson 9: An Angel Frees Peter From Jail—Acts 12:1-18	119
Lesson 10: Lydia Is Converted—Acts 16:9-15	133
Lesson 11: Paul’s Jailer Believes in Jesus—Acts 16:16-34	147
Lesson 12: Paul Describes Living by God’s Spirit—Romans 8:9-17	161
Lesson 13: Paul Describes Genuine Love—1 Corinthians 13:1-13	175

* We recommend starting the quarter so that Lessons 4 and 5 align with the dates of Palm Sunday and Easter Sunday. Visit the Digital Download Center for a suggested schedule.



The future of Sunday school + family ministry is NOW.



No doubt about it, the world is changing. Families used to go to church every week. Kids used to have longer attention spans. Teachers used to have more time to prepare. And didn't our budgets used to be bigger?

Even the Sunday school Bible curriculum you used just a couple of years ago is already out of date. But there's one thing that's never changed: the need to grow families closer to Jesus.

That's why we created FaithWeaver NOW®, and it's different from anything you've ever seen before!

It combines Sunday school with family ministry. ■■■■

Sure, you've seen Sunday school aimed at families. But FaithWeaver NOW actually hits the target by having everyone in the family learning about the same Scripture each week.

It's simpler and easier. ■■■■

Sometimes change is a wonderful thing. Gone are the days when you needed to spend hours preparing your lessons and hunting for supplies. FaithWeaver NOW will have you and your team ready to go in a snap.

It's made for NOW. ■■■■

Life is complicated and full of distractions. FaithWeaver NOW keeps faith on track through even the most frenzied lifestyles.

What makes FaithWeaver NOW the perfect curriculum for TODAY's church?

- Families learn the same Bible passage in age-appropriate ways.
- Kids don't just hear the Word. They experience it.
- Simple and easy lessons fit even the busiest lives.
- Kids see God in their everyday world.
- The Scope & Sequence goes through the Bible every three years.
- You can customize it however you like, with both print and digital versions.



Create a vibrant family ministry that's new...that's wow...that's NOW. FaithWeaver NOW gives you a fresh strategy for being more successful than ever in bringing families closer to Jesus.

Thom Schultz Joani Schultz

Thom and Joani Schultz
Chairman and Chief Creative Officer
Group Publishing, Inc.






Jesus Teaches About Good Fruit

Luke 6:43-45

Just as good nutrition is vital to a child’s physical growth, a balance of “spiritual nutrients” is important for a child’s spiritual growth. Bible stories, conversation about God’s work in our lives, prayer, and the chance to demonstrate God’s love are all important nutrients for the growing soul. Every situation offers opportunity to teach children about God’s love. Thanks for making this critical difference!

INFANT

LESSON	WHAT CHILDREN DO	SUPPLIES	EASY PREP
1 Getting Started	Sing and Celebrate Listen to praise songs.	CD player Teacher Pack: CD	
2 Bible Exploration	God’s Trees Hear about how God makes both trees and children grow.	masking tape, scissors Teacher Pack: red felt, “Apple Tree” teaching picture 	Cut 1-inch circles from the red felt to represent apples. Put a loop of masking tape on the back of each felt circle.
3 Weaving Faith Into Life	Tummy Ticklers Thank God for fruity gifts.		
	God Helps Me Grow Watch a paper child “grow” as they hear about God’s plan.	construction paper, tape, 1 copy of the “God Helps Me Grow” page (at the end of the lesson), scissors	Cut out the face and feet of one or both figures. Accordion fold two 2x12-inch strips of construction paper, and tape a head and pair of feet to the ends of each strip.
	Weaving Faith at Home Take home their “Growing With Jesus” pages.	My Bible Snuggles or 1 copy per child of the “Growing With Jesus” page (at the end of the lesson)	Remove the Letter to Parents and Lesson 1 pages from each My Bible Snuggles student book.

Bold text within the lesson is spoken text.



Bible Point
God helps us grow.


Key Verse
“You are a forgiving God, gracious and compassionate, slow to anger and abounding in love” (Nehemiah 9:17).

Weaving Faith Into Life
Children will learn that God helps good things to grow in our lives.






TODDLER

LESSON	WHAT CHILDREN DO	SUPPLIES	EASY PREP
1 Getting Started	Sing and Celebrate Listen to or sing praise songs.	CD player Teacher Pack: CD	
2 Bible Exploration	Yummy Apples Explore how apples and children grow by God's plan.	Bible, CD player, scissors, masking tape Teacher Pack: CD, red felt, "Apple Tree" teaching picture 	Cut 1-inch circles from the red felt to represent apples. Put a loop of masking tape on the back of each felt circle.
3 Weaving Faith Into Life	Fruit Bracelets Make and wear a bracelet.	masking tape, fruit-flavored cereal	
	Fruit Basket Match apples to learn that God wants us to grow to be like Jesus.	2 red, 2 green, and 2 yellow apples; basket	Place the apples in a basket.
	Weaving Faith at Home Take home their "Growing With Jesus" pages.	My Bible Snuggles or 1 copy per child of the "Growing With Jesus" page (at the end of the lesson)	Remove the Letter to Parents and Lesson 1 pages from each My Bible Snuggles student book.


***Bold text** within the lesson is spoken text.*





2-YEAR-OLD



LESSON	WHAT CHILDREN DO	SUPPLIES	EASY PREP
1 Getting Started	Sing and Celebrate Listen to or sing praise songs.	CD player Teacher Pack: CD	
2 Bible Exploration	Like Good Fruit Learn about how God plans for children to grow.	Bible, CD player, scissors, masking tape Teacher Pack: CD, red felt, gray felt, "Apple Tree" teaching picture 	Cut six circles from each color felt to represent apples. Save half of the gray felt for Lesson 4. Put a loop of masking tape on the back of each circle. Listen to "Apple Tree Sounds" on the CD to get a feel for how you need to pace the story and instructions.
3 Weaving Faith Into Life	Good Fruit in My Heart Make a print of an apple heart to remind them that God is growing good fruit in their hearts.	My Bible Snuggles or 1 copy per child of the "God Helps Me Grow" page (at the end of the lesson), sponge, paper plate, washable red paint, knife, apple	Remove the Lesson 1 pages from each My Bible Snuggles student book. Pour washable red paint on a dampened sponge on a paper plate. Cut an apple in half along the stem.
	Fruit Partners Find partners to learn that God helps us grow.	2 red, 2 green, and 2 yellow apples; CD player Teacher Pack: CD	Count out one apple for each child. If you have more than six children in your group, add more apples and have children pair up. Make sure you have more than one color of each apple, whether you have a large or small group.
	Weaving Faith at Home Take home their "Growing With Jesus" pages.	My Bible Snuggles or 1 copy per child of the "Growing With Jesus" page (at the end of the lesson)	Remove the Letter to Parents from each My Bible Snuggles student book.

Bold text within the lesson is spoken text.





INFANT

1

**GETTING
STARTED**



Tip Don't know the melodies to the songs in this guide? Download the 99-cent Kids Songs app by Alkeo and play the tunes for 200+ common children's songs.

Sing and Celebrate

What You'll Do

Sing "I Am Growing" (track 2) to the tune of "Little Cabin in the Wood" to the babies anytime during the lesson. As you sing or listen to the song, stand holding a baby around his or her torso. Bend slightly at the beginning of each line, and raise baby up higher as the line progresses. End the song with a hug.



**I am growing; God helps me.
God helps me grow strong and big.
I am growing; God helps me.
God helps me grow.**

**Bigger, bigger every day!
Watch me grow and grow each day!
I am growing in God's way.
God helps me to grow. Yeah!**

Sing "Hey, Hey, Lord Jesus" (not on CD) to the tune of "Playmate" to the babies anytime during the lesson. Tap baby's hands or feet as you sing.



**Hey, hey, Lord Jesus,
Will you please help me grow
Fruit that will please you so?
I want the world to know
I love you, Jesus!
And since you're here with me,
I know that I can be
Your growing child.**



Sing and Celebrate Supplies

CD player

Teacher Pack

CD: "I Am Growing"
(track 2)





God's Trees Supplies

masking tape
scissors

Teacher Pack

red felt
"Apple Tree" teaching
picture

God's Trees Easy Prep

Cut 1-inch circles from
the red felt to represent
apples. Put a loop of
masking tape on the
back of each felt circle.

2


BIBLE EXPLORATION

God's Trees

What You'll Do

As you hold an infant, lay the teaching picture nearby.

Say: **God gave us wonderful trees. When this tree grows, it will have beautiful apples.** Attach the apples to the tree in the picture, and sing this song (not on CD) to the tune of "Ten Little Indians."

 **One little, two little, three little apples,
Four little, five little, six little apples,
All the red and shiny apples,
Growing as God planned.**

Say: **Good fruit grows on good trees. As we grow, good things come from us, too, like love, joy, and peace. ► GOD HELPS US GROW.**

3

WEAVING FAITH INTO LIFE

Tummy Ticklers

What You'll Do

Gently pat a baby's tummy as you ask the questions in the rhyme below. Wiggle your fingers against baby's tummy as you say, "Thank you, God."

**Is there an apple in your tummy?
Was the apple good and yummy?
Thank you, thank you, thank you, God!**

**Would you like a banana to eat?
Would that be a yummy treat?
Thank you, thank you, thank you, God!**

**Are you growing good fruit
As you wear that baby suit?
Thank you, thank you, thank you, God!**



Say: ► **GOD HELPS US GROW.** God is helping your body grow, and God is helping your loving heart to grow. Thank you, thank you, thank you, God!

God Helps Me Grow

What You'll Do

Hold an accordion figure with the paper folded as you say this rhyme:

Here's a happy little [boy or girl] **who loves God, this we know.**
And as [he or she] **walks with God each day, God will help** [him or her] **grow!**

Let the folded paper open so the legs bounce out, making the figure appear to grow. Do this several times.

Say: **God will help your body grow, and God will help you grow good fruit, too.**
► **GOD HELPS US GROW!**

Weaving Faith at Home

Send the letter to parents home with your kids or give it to parents when they pick up their kids. This is a great way to show families they're important to your church and to support their role as spiritual leaders to their kids.

Have children take home their "Growing With Jesus" pages. Encourage parents to do the activities with children to help them grow with Jesus. By working together and focusing on the same goals, you and parents can help children weave faith into their lives!

Talk to your Director about emailing the FREE FamilyConnect to all your church's families. Available at group.com/digital.



God Helps Me Grow Supplies

construction paper
tape
1 copy of the "God Helps Me Grow" page (at the end of the lesson)
scissors

God Helps Me Grow Easy Prep

Cut out the face and feet of one or both figures. Accordion fold two 2x12-inch strips of construction paper, and tape a head and pair of feet to the ends of each strip.

Weaving Faith at Home Supplies

My Bible Snuggles or 1 copy per child of the "Growing With Jesus" page (at the end of the lesson)

Weaving Faith at Home Easy Prep

Remove the Letter to Parents and Lesson 1 pages from each My Bible Snuggles student book.





Sing and Celebrate Supplies

CD player

Teacher Pack

CD: "I Am Growing"
(track 2)

TODDLER


1 GETTING STARTED

Tip Don't know the melodies to the songs in this guide? Download the 99-cent Kids Songs app by Alkeo and play the tunes for 200+ common children's songs.

Sing and Celebrate


What You'll Do

Sing "I Am Growing" (track 2) to the tune of "Little Cabin in the Wood" anytime during the lesson. Have toddlers raise and lower their arms during each line of the song.

 I am growing; God helps me.
God helps me grow strong and big.
I am growing; God helps me.
God helps me grow.

Bigger, bigger every day!
Watch me grow and grow each day!
I am growing in God's way.
God helps me to grow. Yeah!

Sing "Hey, Hey, Lord Jesus" (not on CD) to the tune of "Playmate" anytime during the lesson. Sing the song with one child at a time, touching your right palm to the child's right palm as you face each other.

 Hey, hey, Lord Jesus,
Will you please help me grow
Fruit that will please you so?
I want the world to know
I love you, Jesus!
And since you're here with me,
I know that I can be
Your growing child.



2

**BIBLE
EXPLORATION**

Yummy Apples

What You'll Do ■■■■■■

Place the teaching picture on the floor, and then gather one or two toddlers near you. Open the Bible to Luke 6:43-45.

Say: **The Bible says that God made all kinds of wonderful trees for us to enjoy! This is an apple tree. Let's see what happens to an apple tree.** Play "Apple Tree Sounds" (track 3). As the CD segment plays, say: **The apple tree sways in the gentle breeze. Can you raise your arms and sway in the breeze? God sends birds to the tree to make their nests. Can you flap your arms like a bird? The birds say, "Thank you, God, for our homes in the trees." God makes fruit grow on the tree!** At the sound of each apple growing, place a felt circle on the tree. Turn off the CD after the sixth "boing" sound.

Look at the big, juicy apples on that tree! God helps the apple tree to grow apples. God helps you grow, too. Show me how God is helping you grow tall. Stretch up high! Show me how God is helping you grow strong. Show me your muscles! Show me how God is helping you grow to be more loving. Give me a hug! God is helping you grow! ► **GOD HELPS US GROW!**

3

**WEAVING FAITH
INTO LIFE**

Fruit Bracelets

What You'll Do ■■■■■■

Wrap a loop of masking tape, sticky side out, on each toddler's wrist.

Say: **God is helping you grow each day! You're learning to be kind and loving. God is helping you learn to help and share. ► GOD HELPS US GROW.** Talk about other positive things you've noticed about each child. Press one piece of fruit-flavored cereal on the masking tape for each attribute you mention.

Look how your bracelets have grown! You have lots of good fruit. Throughout class point out the good fruit on each child's bracelet. **God helps** [child's name] **grow good fruit.** The tape may be torn or carefully cut off children's wrists.



**Yummy Apples
Supplies**

- Bible
- CD player
- scissors
- masking tape
- Teacher Pack**
- CD: "Apple Tree Sounds" (track 3)
- red felt
- "Apple Tree" teaching picture

**Yummy Apples
Easy Prep**

Cut 1-inch circles from the red felt to represent apples. Put a loop of masking tape on the back of each felt circle.

**Fruit Bracelets
Supplies**

- masking tape
- fruit-flavored cereal

**! ALLERGY
! ALERT**





Fruit Basket Supplies

2 red, 2 green, and 2
yellow apples
basket

! ALLERGY ALERT

Fruit Basket Easy Prep

Place the apples in a
basket.

Weaving Faith at Home Supplies

My Bible Snuggles or 1
copy per child of the
“Growing With Jesus”
page (at the end of the
lesson)

Weaving Faith at Home Easy Prep

Remove the Letter to
Parents and Lesson 1
pages from each My
Bible Snuggles student
book.

Fruit Basket

What You'll Do

Set out the basket of apples. Work with one toddler at a time.

Say: **As ► GOD HELPS US GROW, we'll be more like Jesus. Let's see if you can find apples that have grown to look alike.** Help the child take the apples from the basket, matching pairs. Describe the apples by color, size, and shape as the child takes them out. **► GOD HELPS US GROW to be like Jesus. When we love and obey Jesus, we have good fruit.**

Weaving Faith at Home

Send the letter to parents home with your kids or give it to parents when they pick up their kids. This is a great way to show families they're important to your church and to support their role as spiritual leaders to their kids.

Have children take home their “Growing With Jesus” pages. Encourage parents to do the activities with children to help them grow with Jesus. By working together and focusing on the same goals, you and parents can help children weave faith into their lives!

Talk to your Director about emailing the FREE FamilyConnect to all your church's families. Available at group.com/digital.





2-YEAR-OLD

1

**GETTING
STARTED**



Tip Don't know the melodies to the songs in this guide? Download the 99-cent Kids Songs app by Alkeo and play the tunes for 200+ common children's songs.

Sing and Celebrate

What You'll Do

Sing "I Am Growing" (track 2) to the tune of "Little Cabin in the Wood" anytime during the lesson. As twos sing, have them start each line in a squatting position and gradually stand up. Twos may also flex their muscles on the word "strong" and raise both arms as they sing, "God helps me." Have children jump up and down on the word "yeah."



**I am growing; God helps me.
God helps me grow strong and big.
I am growing; God helps me.
God helps me grow.**

**Bigger, bigger every day!
Watch me grow and grow each day!
I am growing in God's way.
God helps me to grow. Yeah!**

Sing "Hey, Hey, Lord Jesus" (not on CD) to the tune of "Playmate" anytime during the lesson. As you sing, help partners stand facing each other, clapping their palms together.



**Hey, hey, Lord Jesus,
Will you please help me grow
Fruit that will please you so?
I want the world to know
I love you, Jesus!
And since you're here with me,
I know that I can be
Your growing child.**



Sing and Celebrate Supplies

CD player

Teacher Pack

CD: "I Am Growing"
(track 2)





Like Good Fruit Supplies

- Bible
- CD player
- scissors
- masking tape
- Teacher Pack**
- CD: "Apple Tree Sounds" (track 3)
- red felt
- gray felt
- "Apple Tree" teaching picture

Like Good Fruit Easy Prep

Cut six circles from each color felt to represent apples. Save half of the gray felt for Lesson 4. Put a loop of masking tape on the back of each circle. Listen to "Apple Tree Sounds" (track 3) on the CD to get a feel for how you need to pace the story and instructions.

Good Fruit in My Heart Supplies

- My Bible Snuggles or 1 copy per child of the "God Helps Me Grow" page (at the end of the lesson)
- sponge
- paper plate
- washable red paint
- knife
- apple

ALLERGY ALERT

Spring Quarter

2 BIBLE EXPLORATION

Like Good Fruit

What You'll Do ■■■■■■

Place the teaching picture on the floor near you. Gather the 2-year-olds.

Say: **God made all kinds of wonderful trees for us to enjoy! This is an apple tree. Let's see what happens to an apple tree.** Turn on the CD. As the CD segment plays, say: **The apple tree sways in the gentle breeze. Can you raise your arms and sway in the breeze? God sends birds to the tree to make their nests. Can you flap your arms like a bird? The birds say, "Thank you, God, for our homes in the trees." God makes fruit grow on the tree!** At the sound of each apple growing, place one of the red felt circles on the tree. Have the twos jump each time they hear a "boing" sound.

Soon someone will come to pick the delicious apples. The person will climb a ladder. Climb up! Let's pick the apples. Hear them fall into the basket? Let's climb down so the birds won't be frightened. Now let's sit under the apple tree and rest. Listen to the sound of rustling leaves until the end of the track.

Ask:

- **What do you think the farmer would do if the apples looked like this?**

Hang the gray felt circles in place of the red. Say: **These apples don't look good to eat. If all the apples looked like this, the farmer might cut the tree down and plant another one that would grow yummy apples.**

Open your Bible to Luke 6:43-45.

Say: **Jesus told us that God wants to help us be like the tree that grows good fruit, not like the tree that grows yucky apples. Our fruit is love, kindness, joy, and other good things. ► GOD HELPS US GROW.**

3 WEAVING FAITH INTO LIFE

Good Fruit in My Heart

What You'll Do ■■■■■■

Set out materials you prepared earlier.

Lesson 1 ■ Infants, Toddlers & 2s





Say: **God is growing good things inside you that others will someday see. Let's print some fruit hearts on these children to remember that ► GOD HELPS US GROW.** Help each child press the apple half on the sponge and then between the head and feet of each child on the handout.

Ask:

- **What's something you can do to be loving? What's something you can do to be joyful?** You may need to prompt twos by asking, "Can you hug your friend?" or "Can you clap happy praise to God?"

Pray: **Thank you, God, for growing good fruit in my friend** [child's name].

Fruit Partners

What You'll Do

Form a circle. Have the children pass the apples you counted out earlier as you play "I Am Growing" (track 2) on the CD. When you stop the music, let children join others who are holding the same color apple. Collect the apples, and lead partners in this action rhyme.

Apples grow on tall, tall trees. (*Hold hands above heads.*)

Grass grows on the ground. (*Squat while holding hands.*)

But we are special; we're unique. (*Stand while holding hands.*)

We're growing all around. (*Walk around in a circle.*)

Say: **You don't need to be on a tree to grow like apples or on the ground to grow like grass. You can grow anywhere! ► GOD HELPS US GROW.**



continued

Good Fruit in My Heart Easy Prep

Remove the Lesson 1 pages from each My Bible Snuggles student book. Pour washable red paint on a dampened sponge on a paper plate. Cut an apple in half along the stem.

Fruit Partners Supplies

2 red, 2 green, and 2 yellow apples
CD player

Teacher Pack

CD: "I Am Growing" (track 2)

ALLERGY ALERT

Fruit Partners Easy Prep

Count out one apple for each child. If you have more than six children in your group, add more apples and have children pair up. Make sure you have more than one color of each apple, whether you have a large or small group.





Weaving Faith at Home Supplies

My Bible Snuggles or 1 copy per child of the “Growing With Jesus” page (at the end of the lesson)

Weaving Faith at Home Easy Prep

Remove the Letter to Parents from each My Bible Snuggles student book.

Weaving Faith at Home

Send the letter to parents home with your kids or give it to parents when they pick up their kids. This is a great way to show families they’re important to your church and to support their role as spiritual leaders to their kids.

Have children take home their “Growing With Jesus” pages. Encourage parents to do the activities with children to help them grow with Jesus. By working together and focusing on the same goals, you and parents can help children weave faith into their lives!

Talk to your Director about emailing the FREE FamilyConnect to all your church’s families. Available at group.com/digital.

**OK
TO COPY**



Growing With Jesus

Your child learned God helps us grow (from Luke 6:43-45). Your child participated in one of the following activities today. You can use these activities with your child to help your child grow with Jesus throughout the week.

INFANT

Tummy Ticklers

Gently pat your baby's tummy as you ask these questions, and wiggle your fingers against baby's tummy as you say, "Thank you, God."

Is there an apple in your tummy?

Was the apple good and yummy?

Thank you, God!

Are you growing good fruit

As you wear that baby suit?

Thank you, God!

Say: **God is helping your body grow, and God is helping your loving heart to grow. Thank you, thank you, thank you, thank you, God!**



Use these ideas to help your child become a FaithWeaver:

- As you go through the produce aisle, ask your child if the lettuce grew on an apple tree or if the apples grew on a banana tree. Remind your child that God helps good things grow in children who love him.
- Start a growth chart. Show your child how tall he or she was at birth and now. Note evidences of your child's growth in acts of kindness, compassion, and love. Write notes about things your child does that touch your heart.

TODDLER

Fruit Bracelets

Encourage your child with this simple game.

Say: **God is helping you grow each day! You're learning to be kind and loving. God is helping you learn to help and share. God is helping you grow.**

Wrap a loop of masking tape, sticky side out, on your toddler's wrist. Then press one piece of fruit-flavored cereal on the masking tape for each attribute you mention. Talk about other positive things you've noticed about your child.

Say: **Look how your bracelet has grown! You have lots of good fruit. God helps [child's name] grow good fruit.**

2-YEAR-OLD

Fruit Partners

Lead your child in this action rhyme.

Apples grow on tall, tall trees. *(Hold hands above heads.)*

Grass grows on the ground. *(Squat while holding hands.)*

But we are special; we're unique. *(Stand while holding hands.)*

We're growing all around. *(Walk around in a circle.)*

You don't need to be on a tree to grow like apples or on the ground to grow like grass. You can grow anywhere! God helps us grow. Thank you, God! *(Clap your hands.)*

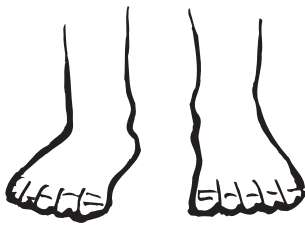



Deep Lessons

Just as you provide a balanced diet for your child, give attention to a balanced spiritual diet, too. Bible stories, natural conversation about God's work in our lives, prayer, and even the chance to demonstrate God's love are all important "nutrients" to feed the growing soul. Every situation offers opportunity to teach young children about the love and nurture of their heavenly Father.

OK TO COPY

God Helps Me Grow



OK
TO COPY
Illustrated by Nancy Munger.



FaithWeaver NOW is for today's Sunday school teachers. It's developed by real Sunday school teachers, examined by real ministry leaders, and tested and approved by thousands of churches so you get great lessons that work with today's families.

This quarter you'll explore these Bible passages:

	BIBLE CONTENT/SCRIPTURE	KEY VERSE	BIBLE POINT
WEEK 1	Jesus Teaches About Good Fruit (Luke 6:43-45)	"You are a forgiving God, gracious and compassionate, slow to anger and abounding in love" (Nehemiah 9:17).	God helps us grow.
WEEK 2	Jesus Tells the Parable of the Lost Son (Luke 15:11-32)		God is loving and forgiving.
WEEK 3	Jesus Washes the Disciples' Feet (John 13:1-17)	"Christ died for us" (Romans 5:8).	God wants us to help others.
*WEEK 4	Jesus Is Tried and Crucified (Luke 19:28-40; 23:1-49)		Jesus died for us.
*WEEK 5	Jesus Appears to Mary (John 20:1-18)		Jesus is alive.
WEEK 6	Apostles Defend Their Faith (Acts 5:12-42)	"The prayer of a righteous man is powerful and effective" (James 5:16).	Tell others about Jesus.
WEEK 7	Saul Meets Jesus Near Damascus (Acts 9:1-20)		Jesus changes our lives.
WEEK 8	Peter Raises Tabitha From the Dead (Acts 9:36-43)		God hears our prayers.
WEEK 9	An Angel Frees Peter From Jail (Acts 12:1-18)		God's angels help us.
WEEK 10	Lydia Is Converted (Acts 16:9-15)		Everyone needs Jesus.
WEEK 11	Paul's Jailer Believes in Jesus (Acts 16:16-34)		Jesus saves us.
WEEK 12	Paul Describes Living by God's Spirit (Romans 8:9-17)		We can live for God.
WEEK 13	Paul Describes Genuine Love (1 Corinthians 13:1-13)	God's love is kind.	


* We recommend starting the quarter so that Lessons 4 and 5 align with the dates of Palm Sunday and Easter Sunday. Visit the Digital Download Center for a suggested schedule.

PLUS...

Access all these **FREE FaithWeaver NOW digital resources** at group.com/digital:

- **FREE digital copies of Teacher Guides** in PDF format so you can easily download any lesson for your ministry. Sharing lessons with busy volunteers couldn't be easier!
See inside kit for activation code.
- **A FREE downloadable Director Manual** to help you structure your program for maximum effectiveness.
- **FREE weekly FamilyConnect pages** you can print out or email to parents to help families grow together in faith throughout the week.

Don't forget...



My Bible Snuggles*

This convenient booklet collects all of the reproducible coloring and take-home pages from this quarterly teacher guide to save you the time and expense of photocopying.

***Optional—get one for each of your little ones.**



THIS IS A SAMPLE
The number of pages is limited.

Purchase the item for the complete version.

