



FAITHWEAVER

Weaving faith into today's families **NOW**[®]

**WINTER
SUNDAY SCHOOL**

**INFANTS, TODDLERS
& 2s
TEACHER GUIDE**

FAITHWEAVER

Weaving faith into today's families **NOW**[®]

**WINTER
SUNDAY SCHOOL**

**INFANTS, TODDLERS
& 2s
TEACHER GUIDE**



YOUR ACTIVATION CODE IS NOW LOCATED INSIDE THE TEACHER PACK!

Group

Group resources really work!

This Group resource incorporates our R.E.A.L. approach to ministry. It reinforces a growing friendship with Jesus, encourages long-term learning, and results in life transformation, because it's:



Relational

Person-to-person interaction enhances spiritual growth and builds Christian friendships.

Experiential

What we experience through action and discussion sticks with us up to 9 times longer than what we simply hear or read.

Applicable

The aim of ministry is to equip people to be both hearers and doers of God's Word.

Lifelong

Experiences transform the heart, moving faith beyond the walls of church and into everyday life for years to come.

Group

group.com/sunday-school

We know you care about kids...

We do, too!

That's why we attempt to ensure that all crafts, toys, and gizmos meet or exceed national safety standards—and are produced by manufacturers that don't use child labor or abuse their labor force. You can order Group resources knowing that in addition to caring for *your* kids, you're also caring for children elsewhere.

Let's keep kids safe!

We strive to provide products that are mechanically reliable and hold together during normal, intended usage. Items are also checked for flammability, and both paint and surface coatings are checked for heavy metals—including lead.

You can help your children stay safe by seeing that toys and gizmos are used as designed, for the purposes designed, and that any broken pieces are disposed of promptly and properly. We value your feedback. If you become aware of a problem affecting the safety of any of our products, please inform us immediately.

FaithWeaver NOW® Bible Curriculum, Infants, Toddlers & 2s, Winter

Copyright © 2000 and 2015 Group Publishing, Inc.

All rights reserved. No part of this book may be reproduced in any manner whatsoever without prior written permission from the publisher, except where noted in the text and in the case of brief quotations embodied in critical articles and reviews. For information, visit group.com/permissions or e-mail Permissions at inforights@group.com.

Visit our website: group.com

OK TO COPY When you see the OK TO COPY icon, this means permission to photocopy the page from FaithWeaver NOW® Bible Curriculum for Infants, Toddlers & 2s, Winter, is granted for local church use. Copyright © Group Publishing, Inc. group.com

Credits

Contributing Authors: Linda A. Anderson, Marsha Hall, Julie Lavender, Barbie Murphy, Courtney Jennings Wright

Editors: Erica L. Feucht, Scott Firestone IV, Jennifer Hooks, Stephanie Martin, Jessica Sausto, Owen Shattuck, Ali Thompson, Christine Yount Jones

Copy Editors: Lyndsay Gerwing, Becky Helzer, Andrea Zimmerman

Chief Creative Officer: Joani Schultz

Cover Design and Art Direction: Jeff Spencer

Interior Design Team: Jared Bigham, Jeff Brunacci, Kate Elvin, Suzi Jensen, Randy Kady, Rebecca Swain

Illustrators: Nancy Munger and Matt Wood

Cover Photography: Rodney Stewart

All Scripture quotations, unless otherwise indicated, are taken from the Holy Bible, New International Version®, NIV®. Copyright © 1973, 1978, 1984 by Biblica, Inc.™ Used by permission of Zondervan. All rights reserved worldwide. www.zondervan.com

ISBN 978-1-4707-6622-1

Printed in the United States of America.



Contents

Introduction	4
The Lessons	
.....	
Lesson 1: Prophets Foretell Jesus’ Coming—Jeremiah 33:14-16	5
Lesson 2: Zechariah Prophecies About Jesus—Luke 1:68-79	21
Lesson 3: John Prepares People for Jesus’ Coming—Luke 3:7-18	37
*Lesson 4: The Son of God Is Born!—Luke 1:26-45; 2:1-20	51
Lesson 5: Jesus Grows Up—Luke 2:39-52	65
Lesson 6: The Word Became Flesh—John 1:1-18	79
Lesson 7: Satan Tempts Jesus—Luke 4:1-13	93
Lesson 8: Jesus Performs His First Miracle—John 2:1-11	109
Lesson 9: Jesus Teaches in a Synagogue—Luke 4:14-21	123
Lesson 10: Jesus Is Rejected in His Hometown—Luke 4:22-30	137
Lesson 11: Moses and Elijah Appear With Jesus—Luke 9:28-36	153
Lesson 12: Jesus Teaches About Rewards—Luke 6:17-26	167
Lesson 13: Jesus Teaches About Loving Enemies—Luke 6:27-38	181

*We recommend rearranging the lessons so that Lesson 4 aligns with the week of Christmas.



The future of Sunday school + family ministry is NOW.



No doubt about it, the world is changing. Families used to go to church every week. Kids used to have longer attention spans. Teachers used to have more time to prepare. And didn't our budgets used to be bigger?

Even the Sunday school Bible curriculum you used just a couple of years ago is already out of date. But there's one thing that's never changed: the need to grow families closer to Jesus.

That's why we created FaithWeaver NOW®, and it's different from anything you've ever seen before!

It combines Sunday school with family ministry. ■■■■

Sure, you've seen Sunday school aimed at families. But FaithWeaver NOW actually hits the target by having everyone in the family learning about the same Scripture each week.

It's simpler and easier. ■■■■

Sometimes change is a wonderful thing. Gone are the days when you needed to spend hours preparing your lessons and hunting for supplies. FaithWeaver NOW will have you and your team ready to go in a snap.

It's made for NOW. ■■■■

Life is complicated and full of distractions. FaithWeaver NOW keeps faith on track through even the most frenzied lifestyles.

What makes FaithWeaver NOW the perfect curriculum for TODAY's church?

- Families learn the same Bible passage in age-appropriate ways.
- Kids don't just hear the Word. They experience it.
- Simple and easy lessons fit even the busiest lives.
- Kids see God in their everyday world.
- The Scope & Sequence goes through the Bible every three years.
- You can customize it however you like, with both print and digital versions.



Create a vibrant family ministry that's new...that's wow...that's NOW. FaithWeaver NOW gives you a fresh strategy for being more successful than ever in bringing families closer to Jesus.

Thom Schultz Joani Schultz

Thom and Joani Schultz
Chairman and Chief Creative Officer
Group Publishing, Inc.





Prophets Foretell Jesus' Coming

Jeremiah 33:14-16

Even young children have different levels of patience. Some babies wait patiently in an uncomfortable diaper for a diaper change, while others express their intolerance at the first sign of discomfort. As children get older, they begin to develop the ability to experience a little more waiting time to see their wishes acted upon. It's important to be sensitive to each child's patience level. When you notice an infant is in need of a diaper change, taking a moment to address that need will help him or her trust you. When you delay in following through on your words, help older children connect what you said earlier with what you're doing in the present. Doing so builds trust between you and the children and also helps children place their trust in God to keep his promises, too.

INFANT

LESSON	WHAT CHILDREN DO	SUPPLIES	EASY PREP
1 Getting Started	Sing and Celebrate Listen to praise songs.	CD player Teacher Pack: CD	
2 Bible Exploration	God's Promise Hear a rhyme about prophets.	1 copy of the "Jeremiah and Isaiah Puppets" page (at the end of the lesson), cardboard tube, scissors, tape	Cut out 1 Jeremiah and 1 Isaiah figure from the "Jeremiah and Isaiah Puppets" page. Cut a cardboard tube in half. Tape each figure onto a cardboard tube half, wrapping the tabs around the tube.
3 Weaving Faith Into Life	Promises for You and Me Do an action rhyme.		
	God's Promised Gifts Look at a book or pictures that show God's creation.	picture book of Creation or simple pictures of things God made	
	Weaving Faith at Home Take home their "Growing With Jesus" pages.	My Bible Snuggles or 1 copy per child of the "Growing With Jesus" page (at the end of the lesson)	Remove the letter to parents from the back of each My Bible Snuggles student book and the Lesson 1 pages from each student book.

Bold text within the lesson is spoken text.



Bible Point
God keeps his promises.

Key Verse
"For to us a child is born, to us a son is given, and the government will be on his shoulders. And he will be called Wonderful Counselor, Mighty God, Everlasting Father, Prince of Peace" (Isaiah 9:6).

Weaving Faith Into Life
Children will remember that God keeps his promises.





TODDLER

LESSON	WHAT CHILDREN DO	SUPPLIES	EASY PREP
1 Getting Started	Sing and Celebrate Listen to or sing praise songs.	CD player Teacher Pack: CD	
2 Bible Exploration	Where's a Prophet? Do a finger-puppet show about the prophets.	My Bible Snuggles or 1 copy for every 4 children of the "Jeremiah and Isaiah Puppets" page (at the end of the lesson), 1 cardboard tube per child, scissors, tape	Remove the Lesson 1 pages from each My Bible Snuggles student book. Cut out the Jeremiah and Isaiah figures. Cut the cardboard tubes in half. Tape each figure onto a cardboard tube half, wrapping the tabs around the tube.
3 Weaving Faith Into Life	Here's the Prophet Do a finger play about Isaiah and Jeremiah.	puppets from the "Where's a Prophet?" activity	
	The Prophet Says Pass on the prophet's message.	puppets from the "Where's a Prophet?" activity	
	Weaving Faith at Home Take home their "Growing With Jesus" pages.	My Bible Snuggles or 1 copy per child of the "Growing With Jesus" page (at the end of the lesson)	Remove the letter to parents from the back of each student book and the Lesson 1 "Growing With Jesus" pages from each student book.

***Bold text** within the lesson is spoken text.*






2-YEAR-OLD



LESSON	WHAT CHILDREN DO	SUPPLIES	EASY PREP
1 Getting Started	Sing and Celebrate Listen to or sing praise songs.	CD player Teacher Pack: CD	
2 Bible Exploration	Hear the Prophets' Words Do a finger-puppet show about the prophets.	Bible, My Bible Snuggles or 1 copy for every 4 children of the "Jeremiah and Isaiah Puppets" page (at the end of the lesson), 1 cardboard tube per child, scissors, tape	Remove the Lesson 1 pages from each My Bible Snuggles student book. Cut out the Jeremiah and Isaiah figures. Cut the cardboard tubes in half. Tape each figure onto a cardboard tube half, wrapping the tabs around the tube.
3 Weaving Faith Into Life	Listen to the Prophets Do an action rhyme about the prophets.	puppets from the "Hear the Prophets' Words" activity	
	God's Message Through the Prophet Play a game to pass on the prophet's message.	puppets from the "Hear the Prophets' Words" activity	
	Weaving Faith at Home Take home their "Growing With Jesus" pages.	My Bible Snuggles or 1 copy per child of the "Growing With Jesus" page (at the end of the lesson)	Remove the letter to parents from the back of each student book and the Lesson 1 "Growing With Jesus" pages from each student book.

Bold text within the lesson is spoken text.





INFANT
1
**GETTING
STARTED**


Tip Don't know the melodies to the songs in this guide? Download the 99-cent Kids Songs app by Alkeo and play the tunes for 200+ common children's songs.

Sing and Celebrate


What You'll Do

Sing or listen to "God Keeps His Promises" (track 11 on the CD) to the tune of "If You're Happy and You Know It" anytime during the lesson. Sing as you rock, feed, or play with an infant. Each time you hear the words "yes, he does," lift baby's arms high above his or her head to cheer.

 **God keeps his promises—yes, he does; yes, he does!**
God keeps his promises—yes, he does; yes, he does!
God sent his Son, the holy, promised one.
God keeps his promises—yes, he does; yes, he does!
(Repeat 2x.)

Afterward, say: ► **GOD KEEPS HIS PROMISES.**

Sing "God Is With Us" (not on the CD) to the tune of "If You're Happy and You Know It" anytime during the lesson. If you sing the song more than once, clap together other body parts such as feet or knees.

 **God is with us, and we know it, clap your hands.** *(clap hands twice)*
God is with us, and we know it, clap your hands. *(clap hands twice)*
God is with us, and we know it, and our faces surely show it.
(smile a big smile)
God is with us, and we know it, clap your hands. *(clap hands twice)*

Afterward, say: **God promises he'll be with us.** ► **GOD KEEPS HIS PROMISES.**



Sing and Celebrate Supplies

CD player

Teacher Pack

CD: "God Keeps His Promises" (track 11)





God's Promise Supplies

1 copy of the "Jeremiah and Isaiah Puppets" page (at the end of the lesson)

cardboard tube
scissors
tape

God's Promise Easy Prep

Cut out 1 Jeremiah and 1 Isaiah figure from the "Jeremiah and Isaiah Puppets" page. Cut a cardboard tube in half. Tape each figure onto a cardboard tube half, wrapping the tabs around the tube.

2 BIBLE EXPLORATION

God's Promise

What You'll Do ■■■■■■

As crawlers are playing on the floor or as you hold an infant, stand a Jeremiah and an Isaiah figure nearby. Hold up the Jeremiah figure, and sway it back and forth.

Say: **This is Jeremiah. Jeremiah says, "God told me the days were near When he would send his Son so dear. God kept his promise true. God will always keep promises to you."**

Hold up the Isaiah figure.

Say: **This is Isaiah. Isaiah says, "Soon a child will be born. Expect his birth on Christmas morn. I have heard what God has spoken. His promises are never broken."**

Still holding up the Isaiah figure, say: **God kept his promises to Isaiah.** Hold up the Jeremiah figure. **God kept his promises to Jeremiah. God sent Jesus! ► GOD KEEPS HIS PROMISES to you, too.** Gently touch baby's tummy.

3 WEAVING FAITH INTO LIFE

Promises for You and Me

What You'll Do ■■■■■■

Hold an infant in your lap facing you. Hold baby's hands in yours as you do the motions of this action rhyme together.

Say: ► **GOD KEEPS HIS PROMISES to** [child's name]. *(gently tap the baby's tummy with his or her hands)*

God keeps his promises to me. *(help baby gently tap your tummy)*

God always keeps his promises. *(hold baby's arms out wide)*

Just you wait and see! *(carefully cover baby's eyes with his or her hands; then pull hands away on "see")*

God's Promised Gifts

What You'll Do

Hold an infant in your arms as you look at a picture book or pictures together.

Say: **God promised there would be light. See the light?** Point to the light. Turn to the next page, and say: **God promised there would be _____** (describe what is on the page). **See the _____?** Point to the item described. Continue to turn the pages of the book while identifying and pointing to each object on the page and recognizing that God promised great things. **God promised he would send his Son, Jesus. God kept his promise. ► GOD KEEPS HIS PROMISES to you, too.**

Weaving Faith at Home


Send the letter to parents home with your kids or give it to parents when they pick up their kids. This is a great way to show families they're important to your church and to support their role as spiritual leaders to their kids.

Have children take home their "Growing With Jesus" pages. Encourage parents to do the activities with children to help them grow with Jesus. By working together and focusing on the same goals, you and parents can help children weave faith into their lives!

Talk to your Director about emailing the FREE FamilyConnect to all your church's families. Available at group.com/digital.

TODDLER

1 GETTING STARTED

 **Tip** Don't know the melodies to the songs in this guide? Download the 99-cent Kids Songs app by Alkeo and play the tunes for 200+ common children's songs.

Sing and Celebrate

What You'll Do

Sing or listen to "God Keeps His Promises" (track 11 on the CD) to the tune of "If You're Happy and You Know It" anytime during the lesson. As toddlers sing, have them bend over on the first "yes, he does" and stand up straight with arms high for the echo.



God's Promised Gifts Supplies

.....
picture book of Creation or simple pictures of things God made

Weaving Faith at Home Supplies

.....
My Bible Snuggles or 1 copy per child of the "Growing With Jesus" page (at the end of the lesson)

Weaving Faith at Home Easy Prep


.....
Remove the letter to parents from the back of each student book and the Lesson 1 "Growing With Jesus" pages from each student book.

Sing and Celebrate Supplies

.....
CD player
Teacher Pack
CD: "God Keeps His Promises" (track 11)






 **God keeps his promises—yes, he does; yes, he does!**
God keeps his promises—yes, he does; yes, he does!
God sent his Son, the holy, promised one.
God keeps his promises—yes, he does; yes, he does!
(Repeat 2x.)

Afterward, say: ► **GOD KEEPS HIS PROMISES.**

Sing “God Is With Us” (not on the CD) to the tune of “If You’re Happy and You Know It” anytime during the lesson. Lead toddlers in the motions in parentheses as you sing.

 **God is with us, and we know it, clap your hands.** *(clap hands twice)*
God is with us, and we know it, clap your hands. *(clap hands twice)*
God is with us, and we know it, and our faces surely show it. *(smile a big smile)*
God is with us, and we know it, clap your hands. *(clap hands in applause and cheer)*

Afterward, say: **God promises he’ll be with us.** ► **GOD KEEPS HIS PROMISES.**

Where’s a Prophet? Supplies

My Bible Snuggles
 or 1 copy for every
 4 children of the
 “Jeremiah and Isaiah
 Puppets” page (at the
 end of the lesson)
 1 cardboard tube per
 child
 tape
 scissors

Where’s a Prophet? Easy Prep

Remove the Lesson
 1 pages from each
 My Bible Snuggles
 student book. Cut
 out the Jeremiah and
 Isaiah figures. Cut the
 cardboard tubes in
 half. Tape each figure
 onto a cardboard tube
 half, wrapping the tabs
 around the tube.

2 BIBLE EXPLORATION

Where’s a Prophet?

What You’ll Do

Gather two or three toddlers, and have them sit in a circle on the floor. Give each child two prophet puppets. Help children hold the puppets by putting the ends of the cardboard tubes over the first two fingers on each of their hands. Explain that these puppet men were called prophets.

Ask: **Where’s a prophet?** Help toddlers each wiggle one finger puppet.

Say: **There he is! Prophets gave God’s message that Jesus would be born! God keeps his promises. Where’s another prophet?** Help children each wiggle the other finger puppet as you talk. **There he is! Many prophets told that God would send a Savior. ► GOD KEEPS HIS PROMISES. God sent Jesus as a tiny little baby. God will keep his promises to you, too.**

3 WEAVING FAITH INTO LIFE

Here's the Prophet

What You'll Do

Have a toddler sit near you. Help the toddler hold the Jeremiah puppet on his or her fingers. Hold the Isaiah puppet on your first two fingers. Help the toddler with the motions in the parentheses as you do this finger play.

Say: **Here's the prophet Isaiah;** (*bow the Isaiah puppet*)

Jeremiah, too. (*help child bow the Jeremiah puppet*)

God gave them a message

To give to me and you.

"Jesus will be born,"

Said prophet number one. (*bow the Isaiah puppet*)

Said prophet number two, (*help child bow the Jeremiah puppet*)

"He will be God's Son."

God gave this prophet a promise; (*bow the Isaiah puppet*)

And one to this one, too. (*help child bow the Jeremiah puppet*)

God always keeps his promises.

We know that to be true.

Say: **God promised to send his Son, Jesus, so you could be friends with him. Jesus was born on Christmas, just as God promised. ► GOD KEEPS HIS PROMISES.**

Thank you, God. We love you, Jesus.

The Prophet Says

What You'll Do

Gather three or four toddlers, and have them sit with you on the floor. Give either an Isaiah or a Jeremiah puppet to one of the children.

Say: **The prophet gave [child's name] God's message. The prophet said, "Jesus is coming!" Can you give God's message to [another child's name]?** Encourage the child to hand the puppet to the other child you named and to repeat the phrase "Jesus is coming." Continue in this fashion until each child has had a turn to give the message.

Jesus came at Christmastime. God kept his promise. ► GOD KEEPS HIS PROMISES to you, too.



Here's the Prophet Supplies

.....
puppets from the
"Where's a Prophet?"
activity

The Prophet Says Supplies

.....
puppets from the
"Where's a Prophet?"
activity





Weaving Faith at Home Supplies

My Bible Snuggles or 1 copy per child of the “Growing With Jesus” page (at the end of the lesson)

Weaving Faith at Home Easy Prep

Remove the letter to parents from the back of each student book and the Lesson 1 “Growing With Jesus” pages from each student book.

Sing and Celebrate Supplies

CD player
Teacher Pack
CD: “God Keeps His Promises” (track 11)

Weaving Faith at Home

Send the letter to parents home with your kids or give it to parents when they pick up their kids. This is a great way to show families they’re important to your church and to support their role as spiritual leaders to their kids.

Have children take home their “Growing With Jesus” pages. Encourage parents to do the activities with children to help them grow with Jesus. By working together and focusing on the same goals, you and parents can help children weave faith into their lives!

Talk to your Director about emailing the FREE FamilyConnect to all your church’s families. Available at group.com/digital.

2-YEAR-OLD


1 GETTING STARTED

Tip Don’t know the melodies to the songs in this guide? Download the 99-cent Kids Songs app by Alkeo and play the tunes for 200+ common children’s songs.

Sing and Celebrate

What You’ll Do

Sing “God Keeps His Promises” (track 11 on the CD) to the tune of “If You’re Happy and You Know It” anytime during the lesson. As twos sing, have them march in place on the words “God keeps his promises,” crouch down on the first “yes, he does,” and jump up high on the second “yes, he does.”

 **God keeps his promises—yes, he does; yes, he does!**
God keeps his promises—yes, he does; yes, he does!
God sent his Son, the holy, promised one.
God keeps his promises—yes, he does; yes, he does!
(Repeat 2x.)

Afterward, say: ► **GOD KEEPS HIS PROMISES.**

Sing “God Is With Us” (not on the CD) to the tune of “If You’re Happy and You Know It” anytime during the lesson. Once 2-year-olds know the song, have each child suggest a new action to replace clapping.



God is with us, and we know it, clap your hands. (*clap hands twice*)
God is with us, and we know it, clap your hands. (*clap hands twice*)
God is with us, and we know it, and our faces surely show it. (*smile a big smile*)
God is with us, and we know it, clap your hands. (*clap hands in applause and cheer*)

Afterward, say: **God promises he'll be with us. ► GOD KEEPS HIS PROMISES.**

2

BIBLE EXPLORATION

Hear the Prophets' Words

What You'll Do ■■■■■■

Gather two or three 2-year-olds, and have them sit in a circle on the floor. Give each child two prophet puppets. Help children hold the puppets by putting the ends of the cardboard tubes over the first two fingers on each of their hands. Open your Bible to Jeremiah 33, and show children the words. Tell them the Bible is God's special book.

Say: **The Bible tells about two men named Isaiah and Jeremiah. They were called prophets. They spoke for God. Where is Isaiah?** Encourage children to wiggle a puppet and answer, "Here I am." **God wanted Isaiah to tell people that Jesus would be born.** Help children wiggle the puppet and say, "God said, 'Jesus will be born.'"
Where is Jeremiah? Encourage children to wiggle the other puppet and answer, "Here I am." **God also wanted Jeremiah to tell people that Jesus would be born.** Encourage children to wiggle the puppet and say, "God said, 'Jesus will be born.'"

Say: ► **GOD KEEPS HIS PROMISES. Jesus was born on Christmas. God kept his promises then. God will keep his promises to you, too. Let your prophets take a bow.** Help children bend both index fingers so the puppets bow.

3

WEAVING FAITH INTO LIFE

Listen to the Prophets

What You'll Do ■■■■■■

Gather three or four 2-year-olds near you on the floor. Have two children put the prophet puppets on their fingers. Have the other children do the action-rhyme motions with you. After saying the rhyme once, let the children switch roles.



Hear the Prophets' Words Supplies

Bible
 My Bible Snuggles
 or 1 copy for every
 4 children of the
 "Jeremiah and Isaiah
 Puppets" page (at the
 end of the lesson)
 1 cardboard tube per
 child
 scissors
 tape

Hear the Prophets' Words Easy Prep

Remove the Lesson
 1 pages from each
 My Bible Snuggles
 student book. Cut
 out the Jeremiah and
 Isaiah figures. Cut the
 cardboard tubes in
 half. Tape each figure
 onto a cardboard tube
 half, wrapping the tabs
 around the tube.

Listen to the Prophets Supplies

puppets from the "Hear
 the Prophets' Words"
 activity



God's Message Through the Prophet Supplies

puppets from the "Hear the Prophets' Words" activity

Weaving Faith at Home Supplies

My Bible Snuggles or 1 copy per child of the "Growing With Jesus" page (at the end of the lesson)

Weaving Faith at Home Easy Prep

Remove the letter to parents from the back of each student book and the Lesson 1 "Growing With Jesus" pages from each student book.

Say: **I see the prophets with my eyes.** (*point to and tap eyes gently*)

With my ears I hear their surprise. (*point to and tap ears*)

Jeremiah and Isaiah were told to say, (*point to and tap mouth*)

"A new baby child will be born someday. (*pretend to cradle a baby in your arms, swinging your arms back and forth*)

This little baby will be God's own Son. (*point up*)

A baby called Prince of Peace, the Chosen One." (*swing cradled arms back and forth*)

What the prophets told, we all can believe. (*point to the prophet puppets*)

For ► GOD KEEPS HIS PROMISES—yes, indeed! (*point up, and nod head*)

Afterward, say: **God kept his promise by sending us Jesus. God will keep his promises to you, too.**

God's Message Through the Prophet

What You'll Do

Have twos sit in a circle on the floor, facing outward. Let one child be "the prophet" and walk around the outside of the circle, holding a prophet puppet. As the child walks around the circle, have the others sing the following song to the tune of "The Farmer in the Dell."

 **The prophet told God's news.
The prophet told God's news.
God will send his Son, Jesus.
The prophet told God's news.**

Then have the child who's walking around the circle choose a person to become the next prophet. Have the child holding the puppet tell the new "prophet" that Jesus is coming and give that child the puppet.

Say: **The prophet's message was told over and over. Now the message has come to** [chosen child's name].

Have the new prophet walk around the circle as the group sings. Continue the game until each child has had a turn.

Say: **The prophet's message was that God promised to send us his Son, Jesus. God kept his promise. ► GOD KEEPS HIS PROMISES to you, too.**

Weaving Faith at Home

Send the letter to parents home with your kids or give it to parents when they pick up their kids. This is a great way to show families they're important to your church and to support their role as spiritual leaders to their kids.



Have children take home their “Growing With Jesus” pages. Encourage parents to do the activities with children to help them grow with Jesus. By working together and focusing on the same goals, you and parents can help children weave faith into their lives!

Talk to your Director about emailing the FREE FamilyConnect to all your church’s families. Available at group.com/digital.





Growing With Jesus



Promises to Keep

As children learn to depend on their parents, they gain the ability to rely on God as well. A prompt response to infants' needs helps them to feel that we're dependable. In fact, children whose needs are promptly attended to are more likely to be able to wait when necessary. As your child grows, it'll be increasingly important to be reliable—to keep promises both expressed and implied. Whether you promise a cookie or a timeout, follow-through is important. Experiences with these little things form young children's understanding of promise keeping.

**OK
TO COPY**

Your child learned God keeps his promises (from Jeremiah 33:14-16). Your child participated in one of the following activities today. You can use these activities with your child to help your child grow with Jesus throughout the week.

INFANT

Promises for You and Me

Hold your infant in your lap facing you. Hold your baby's hands in yours as you do the motions of this action rhyme together.

Say: **God keeps his promises to** [child's name]. *(gently tap your baby's tummy with his or her hands)*

God keeps his promises to me. *(help your baby gently tap your tummy)*

God always keeps his promises. *(hold your baby's arms out wide)*

Just you wait and see! *(carefully cover your baby's eyes with his or her hands; then pull hands away on "see")*

TODDLER

The Prophet Says

Make a finger puppet with your child to represent either the prophet Isaiah or Jeremiah.

Say: **The prophet gave** [child's name] **God's message. The prophet said, "Jesus is coming!" Can you give God's message to me?** Encourage your child to hand the finger puppet to you as he or she repeats the phrase "Jesus is coming." Continue back and forth until your child is no longer interested.

Jesus came at Christmastime. God kept his promise. God keeps his promises to you, too.

2-YEAR-OLD


Listen to the Prophets

Do this action rhyme with your child.








Say: **I see the prophets with my eyes.** *(point to eyes)*
With my ears I hear their surprise. *(point to ears)*
The prophets were told to say, *(point to mouth)*
"A baby will be born someday. *(cradle a baby in arms)*
This little baby is God's own Son. *(point up)*
The Prince of Peace, the Chosen One." *(swing cradled arms)*
What the prophets told, we can believe. *(point to mouth)*
God keeps his promises—yes, indeed! *(nod head)*

Use these ideas to help your child become a FaithWeaver:

- As you take a walk, look for lights, Christmas trees, or other decorations. Tell your child that these changes remind us that Christmas is coming, just like the prophets' words reminded all people that Jesus would be born.
- Make a finger puppet with your child to represent either the prophet Isaiah or Jeremiah. Ask, "Where's the prophet? What does the prophet say?" Encourage your child to hold up the puppet and remember that Jesus' birthday is coming.



Jeremiah and Isaiah Puppets



**OK
TO COPY**
Illustrated by Nancy Munger.



FaithWeaver NOW is for today's Sunday school teachers. It's developed by real Sunday school teachers, examined by real ministry leaders, and tested and approved by thousands of churches so you get great lessons that work with today's families.

This quarter you'll explore these Bible passages:


	BIBLE CONTENT/SCRIPTURE	KEY VERSE	BIBLE POINT
WEEK 1	Prophets Foretell Jesus' Coming (Jeremiah 33:14-16)	"For to us a child is born, to us a son is given, and the government will be on his shoulders. And he will be called Wonderful Counselor, Mighty God, Everlasting Father, Prince of Peace" (Isaiah 9:6).	God keeps his promises.
WEEK 2	Zechariah Prophesies About Jesus (Luke 1:68-79)		We need Jesus.
WEEK 3	John Prepares People for Jesus' Coming (Luke 3:7-18)		Get ready for Jesus.
WEEK 4	The Son of God Is Born! (Luke 1:26-45; 2:1-20)		Jesus was born.
WEEK 5	Jesus Grows Up (Luke 2:39-52)	"Yet to all who received him, to those who believed in his name, he gave the right to become children of God" (John 1:12).	Jesus is special.
WEEK 6	The Word Became Flesh (John 1:1-18)		We can be God's children.
WEEK 7	Satan Tempts Jesus (Luke 4:1-13)		Jesus helps us do what's right.
WEEK 8	Jesus Performs His First Miracle (John 2:1-11)	"For the Son of Man came to seek and to save what was lost" (Luke 19:10).	Jesus can do miracles.
WEEK 9	Jesus Teaches in a Synagogue (Luke 4:14-21)		Jesus helps us.
WEEK 10	Jesus Is Rejected in His Hometown (Luke 4:22-30)		Believe in Jesus.
WEEK 11	Moses and Elijah Appear With Jesus (Luke 9:28-36)	"Do to others as you would have them do to you" (Luke 6:31).	Jesus is God's Son.
WEEK 12	Jesus Teaches About Rewards (Luke 6:17-26)		Put God first.
WEEK 13	Jesus Teaches About Loving Enemies (Luke 6:27-38)		Jesus says love each other.

PLUS...

Access all these **FREE FaithWeaver NOW digital resources** at group.com/digital:

- **FREE digital copies of Teacher Guides** in PDF format so you can easily download any lesson for your ministry. Sharing lessons with busy volunteers couldn't be easier!
See inside kit for activation code.
- **A FREE downloadable Director Manual** to help you structure your program for maximum effectiveness.
- **FREE weekly FamilyConnect pages** you can print out or email to parents to help families grow together in faith throughout the week.

Don't forget...



My Bible Snuggles*

This convenient booklet collects all of the reproducible coloring and take-home pages from this quarterly teacher guide to save you the time and expense of photocopying.

***Optional—get one for each of your little ones.**



THIS IS A SAMPLE
The number of pages is limited.

Purchase the item for the complete version.

