



FAITHWEAVER

Weaving faith into today's families **NOW**[®]



**FALL
SUNDAY SCHOOL**

**MIDDLE SCHOOL
LEADER GUIDE**

FAITHWEAVER

Weaving faith into today's families **NOW**[®]

**FALL
SUNDAY SCHOOL**

**MIDDLE SCHOOL
LEADER GUIDE**



Get your **FREE
DIGITAL COPY**
of this leader guide.

It's as EASY as **1-2-3.**

- 1** Visit **group.com/digital** to set up a free online account for your church.
- 2** Enter the Activation Code below to add this leader guide to your account.
- 3** Download PDF or Word files to your computer and print or email them to your leaders.

ONE-TIME ACTIVATION CODE:

Group

Group resources really work!

This Group resource incorporates our R.E.A.L. approach to ministry. It reinforces a growing friendship with Jesus, encourages long-term learning, and results in life transformation, because it's



Relational

Learner-to-learner interaction enhances learning and builds Christian friendships.

Experiential

What learners experience through discussion and action sticks with them up to 9 times longer than what they simply hear or read.

Applicable

The aim of Christian education is to equip learners to be both hearers and doers of God's Word.

Learner-based

Learners understand and retain more when the learning process takes into consideration how they learn best.

Group

FaithWeaver NOW® Bible Curriculum, Middle School Bible Studies, Fall

Copyright © 2003 and 2015 Group Publishing, Inc./0000 0001 0362 4853

All rights reserved. No part of this book may be reproduced in any manner whatsoever without prior written permission from the publisher, except where noted in the text and in the case of brief quotations embodied in critical articles and reviews. For information, visit group.com/permissions.

OK TO COPY When you see the OK TO COPY icon, this means permission to photocopy the page from FaithWeaver NOW® Bible Curriculum for Middle School, Fall, is granted for local church use. Copyright © Group Publishing, Inc. group.com

Visit our website: group.com/sunday-school

Credits

Contributing Authors: Colleen J. Alden, Erika Baxter, Sharon Carey, Kate S. Holburn, Chad Kimberley, Inger Koppenhaver, Joy-Elizabeth F. Lawrence, Amy D. Lumanog, Katherine Martinez, Michael McConnell, Cheryl Penner, Christopher Perciante, Alison Simpson, Kelli B. Trujillo

Editors: Erica L. Feucht, Scott Firestone IV, Jennifer Hooks, Stephanie Martin, Jessica Sausto, Owen Shattuck, Ali Thompson, Christine Yount Jones

Copy Editors: Lyndsay Gerwing, Becky Helzer, Andrea Zimmerman

Chief Creative Officer: Joani Schultz

Cover Design and Art Direction: Jeff Spencer

Interior Design Team: Jared Bigham, Jeff Brunacci, Kate Elvin, Suzi Jensen, Randy Kady, Rebecca Swain

Cover Photography: © iStockPhoto.com/LattaPictures

All Scripture quotations, unless otherwise indicated, are taken from the Holy Bible, New International Version®, NIV®. Copyright © 1973, 1978, 1984 by Biblica, Inc.™ Used by permission of Zondervan. All rights reserved worldwide. www.zondervan.com

ISBN 978-1-4707-6617-7

Printed in the United States of America.



Contents

Introduction 4

The Studies

Study 1: The Israelites Cross the Red Sea—Exodus 13:17–14:31 5

Study 2: God Sends Quail and Manna—Exodus 16:1-26 15

Study 3: God Provides Water—Exodus 17:1-7 23

Study 4: God Gives the Ten Commandments (Part 1)—Exodus 19:16–20:21 33

Study 5: God Gives the Ten Commandments (Part 2)—Exodus 19:16–20:21 41

Study 6: The Israelites Worship a Golden Calf—Exodus 32:1-25 51

Study 7: The Israelites Build the Tabernacle—Exodus 35:4–36:38 59

Study 8: Moses Sends Spies Into the Promised Land—Numbers 13:1–14:23 69

Study 9: Balaam’s Donkey Talks—Numbers 22:1-38 79

Study 10: Joshua Becomes Leader of Israel—Joshua 1:1-11 89

Study 11: Joshua Sends Spies to Jericho—Joshua 2:1-24 99

Study 12: The Israelites Cross the Jordan River—Joshua 3:1–4:24 109

Study 13: God Gives Victory Over Jericho—Joshua 6:1-27 119



The future of Sunday school + family ministry is NOW.



No doubt about it, the world is changing. Families used to go to church every week. Kids used to have longer attention spans. Teachers used to have more time to prepare. And didn't our budgets used to be bigger?

Even the Sunday school Bible curriculum you used just a couple of years ago is already out of date. But there's one thing that's never changed: the need to grow families closer to Jesus.

That's why we created FaithWeaver NOW®, and it's different from anything you've ever seen before!

It combines Sunday school with family ministry. ■■■■

Sure, you've seen Sunday school aimed at families. But FaithWeaver NOW actually hits the target by having everyone in the family learning about the same Scripture each week.

It's simpler and easier. ■■■■

Sometimes change is a wonderful thing. Gone are the days when you needed to spend hours preparing your lessons and hunting for supplies. FaithWeaver NOW will have you and your team ready to go in a snap.

It's made for NOW. ■■■■

Life is complicated and full of distractions. FaithWeaver NOW keeps faith on track through even the most frenzied lifestyles.

What makes FaithWeaver NOW the perfect curriculum for TODAY's church?

- Families learn the same Bible passage in age-appropriate ways.
- Kids don't just hear the Word. They experience it.
- Simple and easy lessons fit even the busiest lives.
- Kids see God in their everyday world.
- The Scope & Sequence goes through the Bible every three years.
- You can customize it however you like, with both print and digital versions.




Create a vibrant family ministry that's new...that's wow...that's NOW. FaithWeaver NOW gives you a fresh strategy for being more successful than ever in bringing families closer to Jesus.

Thom Schultz Joani Schultz

Thom and Joani Schultz
Chairman and Chief Creative Officer
Group Publishing, Inc.





The Israelites Cross the Red Sea

Exodus 13:17–14:31

Middle schoolers are gaining access to a rising level of violence and other harsh “realities,” in everything from movies to video games. They may seem desensitized to all of it and act as if nothing can scare them. But sometimes the students with the hardest shells are the ones who are the most scared on the inside. Don’t give up hope in getting past the tough outer shell. Remind your students throughout this study that God is with them all the time, no matter what. He’ll be with them even when they feel alone and afraid.



► **Bible Point**
God helps us when we’re afraid.

Key Verse
“He restores my soul.
He guides me in paths of righteousness for his name’s sake. Even though I walk through the valley of the shadow of death, I will fear no evil, for you are with me; your rod and your staff, they comfort me” (Psalm 23:3-4).

Weaving Faith Into Life
Students will work on conquering fears.

STUDY	WHAT STUDENTS DO	SUPPLIES	EASY PREP
<p style="text-align: center;">1</p> <p style="text-align: center;">Faith Connection</p>	<p>Team Challenge <i>(about 15 min.)</i> Participate in a group obstacle course, and talk about how people react when they experience fear.</p>	<p>Bible Trek, pens, 2 chairs for every 10 students, masking tape, balloons</p>	<p>Set up a station for every 6 to 10 students.</p> <ul style="list-style-type: none"> Place 2 chairs side by side, with enough area in between to fit 2 people. Tape the chairs together by placing 2 long pieces of masking tape across the seats of both chairs (keep tape handy throughout the game). <p>Remove the Study 1 pages from each Bible Trek student book.</p>
	<p>Media Connection (Option) <i>(about 10 min.)</i> Watch a movie clip, and talk about reactions to fear.</p>	<p>Bible Trek, pens, video player, movie <i>Monsters, Inc.</i></p>	<p>Remove the Study 1 pages from each Bible Trek student book.</p> <p>Cue <i>Monsters, Inc.</i> to 00:25:46, when a piece of meat gets chopped.</p>

Bold text within the lesson is spoken text.



STUDY	WHAT STUDENTS DO	SUPPLIES	EASY PREP
<p style="text-align: center;">2 Bible Exploration</p>	<p>Choose Your Own Adventure <i>(about 20 min.)</i></p> <p>Adventure 1: Building a Miracle Create sculptures about present-day miracles.</p> <p>Adventure 2: The Next Big Miracle Develop a drama showing another way God could have calmed the Israelites' fears and saved them from the Egyptians.</p>	<p>Bibles, Bible Trek, modeling dough, paper, paper cups, rubber bands, paper clips</p> <p>Bibles, Bible Trek, pens</p>	<p>Set out the supplies for each adventure at different stations.</p>
	<p>3 Weaving Faith Into Life</p>	<p>Scary Places <i>(about 15 min.)</i> Create an image of a scary place and how it changes when God is there.</p> <p>Facing My Fears <i>(about 10 min.)</i> List good and bad ways to face fears, and discuss possible outcomes of each.</p>	<p>Bibles, paper, markers</p> <p>Bible Trek, pens</p>
<p style="text-align: center;">4 Lasting Impressions</p>	<p>Daily Challenges <i>(about 5 min.)</i> Choose a Daily Challenge to apply God's Word.</p>	<p>Bible Trek, pens</p>	
	<p>Weaving Faith at Home <i>(about 2 min.)</i> Talk about how to share what they learned with their families.</p>	<p>Bible Trek</p>	<p>Tear out the letter to parents from each Bible Trek student book.</p>

***Bold text** within the lesson is spoken text.*



Team Challenge Supplies

Bible Trek
pens
2 chairs for every 10
students
masking tape
balloons

Team Challenge Easy Prep

Set up a station for
every 6 to 10 students.

- Place 2 chairs side by side, with enough area in between to fit 2 people.
- Tape the chairs together by placing 2 long pieces of masking tape across the seats of both chairs (keep tape handy throughout the game).

Remove the Study 1 pages from each Bible Trek student book.

BALLOON WARNING

To avoid choking hazards, be sure to pick up pieces of any broken balloons promptly. Balloons may contain latex.

1

FAITH CONNECTION

Team Challenge

What You'll Do ■■■■■■

Have your students form groups of six to 10 students, and direct each group to stand by one set of two chairs. With a smaller group, you can decrease the number of people on each team or add a challenging twist to the activity. For example, you can have group members each hold a balloon between their knees while traveling under the tape or place the tape at a lower spot on the chairs.

Say: **We're in a dangerous situation! You're being chased by an army of snakes, spiders, and clowns. They're closing in! But you're trapped, and your whole group has to get through this small crevice to get away from the army. If you all make it through, you'll be safe. But if you don't make it in time...well...here come the snakes, spiders, and clowns! When I say "go," all members of your team must hold hands and crawl under the tape together. But here's the catch: You have to move backward in a line with your eyes closed. If anyone touches the tape, your whole group has to start over. Your group must remain connected until each member has reached the opposite side of the chairs from where you started. It's the only way to stay safe as you get away from the crazy, creepy army!**

During the game, if the tape is broken, be ready to retape the chairs. After the game is over, lead a discussion.

Talk With Students ■■■■


Lead students in this discussion.

Ask:

- **What difference did it make to do this challenge while imagining scary things coming after you?**
- **What if your life really did depend on getting under the tape—if this was a real situation? How would that change the way you played this game?**
- **How can fear motivate us to think or act?**
- **How do you find help when you're afraid?**

Say: **Fear is real. We can't avoid the basic truth that sometimes things in life are scary, whether it's people, a situation, a new physical challenge, being alone, or anything else. We all get scared at some point. Today we're going to look at a Bible event that will help us understand how ► GOD HELPS US WHEN WE'RE AFRAID.**

To think more about fear, let's consider the questions in the "Think It Over" section of our Bible Trek pages. Distribute the Bible Trek pages and pens, and have students write answers to the questions in the "Think It Over" section.



Media Connection (Option)



Tip In general, federal copyright laws do not allow you to use videos or DVDs (even ones you own) for any purpose other than home viewing. Your church can obtain a license from Christian Video Licensing International for a small fee. Just visit cvli.com or call 1-888-771-2854 for more information.

Many movie clips are available at youtube.com.

What You'll Do

Instead of doing the “Team Challenge” activity, watch a clip from *Monsters, Inc.* To set up the clip, give students this background. Say: **The monsters live in a world where the electricity is run off the “power” of screams from children. To collect this “energy,” the monsters travel through doors and scare the kids in the middle of the night. The most important rule in this job is to keep away from the children. The monsters believe that the children are deadly—even a child’s sock is cause for alarm and decontamination. As you watch this clip, pay attention to what fear causes the monsters to do.** Begin the clip at 00:25:46, when a piece of meat gets chopped. (If you have time, start it at 00:22:02 instead.) In this scene, Sulley, the blue monster, has accidentally let a “deadly” child into the monster world. He runs directly to his best friend, Mike, the green, round monster, in order to try to figure out what to do next. Stop the scene at 00:31:04, when the little girl is sitting looking sweet and innocent.

Talk With Students

Lead students in this discussion.

Ask:

- Why are the monsters so afraid of the little girl?
- What did their fear cause them to do?
- How can fear motivate us to think or act?
- How has fear caused you to make a poor decision?
- How do you find help when you’re afraid?

Say: **Fear is real. We can’t avoid the basic truth that sometimes things in life are scary and hard, whether it’s people, a situation, a new physical challenge, being alone, or anything else. We all have fear at some point. Today we’re going to look at a Bible event that will help us understand how ► GOD HELPS US WHEN WE’RE AFRAID.**

To think more about fear, let’s consider the questions in the “Think It Over” section of our Bible Trek pages. Distribute the Bible Trek pages and pens, and have students write answers to the questions in the “Think It Over” section.



Media Connection Supplies

.....
Bible Trek
pens
video player
movie *Monsters, Inc.*

Media Connection Easy Prep

.....
Remove the Study 1 pages from each Bible Trek student book.

Cue *Monsters, Inc.* to 00:25:46, when a piece of meat gets chopped.





Choose Your Own Adventure Supplies

Bibles
Bible Trek
Adventure 1
modeling dough
paper
paper cups
rubber bands
paper clips
Adventure 2
pens

Choose Your Own Adventure Easy Prep

Set out the supplies
for each adventure at
different stations.

2

BIBLE EXPLORATION

Choose Your Own Adventure

What You'll Do ■■■■■■

Say: **In our adventures today, we have two activities you can choose from. Adventure 1 uses sculpting, and Adventure 2 uses drama. The directions are on your Bible Trek papers. Look them over and decide which activity you want to do. You can work with the others who choose the same activity.** Allow time for students to decide which adventure they want to do. Summaries of each adventure follow.

ADVENTURE 1—SCULPTING: BUILDING A MIRACLE

In this adventure, the students will create sculptures representing the Bible passage.

ADVENTURE 2—DRAMA: THE NEXT BIG MIRACLE

In this adventure, the students will become screenwriters and actors for God's next big miracle.

Say: **After you finish your adventure, you'll present some of what you experienced, so keep that in mind. When everyone has finished, we'll talk about what we've learned. You have 15 minutes to complete your adventures.** While students are working, move between the stations, and offer assistance as needed. Let groups know when they have about five minutes left so they can wrap up their work.

After 15 minutes, have your groups take turns presenting what they experienced.


Talk With Students ■■■■

Lead everyone in this discussion.

Ask:

- Which one of these miracles would you have wanted to see up close? Why?
- What does this passage show you about fear? about God?
- Based on what you've read, what would you like to do differently the next time you feel afraid?

Say: **Sometimes even though we know that God's in control, as he was with the Israelites, it's hard to feel confident trusting him until we know for certain that everything is going to work out. We tend to doubt more than we trust. But even when life is scariest, we can take comfort in the fact that ► GOD HELPS US WHEN WE'RE AFRAID.**



3 WEAVING FAITH INTO LIFE

Scary Places

What You'll Do ■■■■■■

Hand out a piece of paper and a marker to each student. Ask students to quietly think about places or situations that scare them. Have them draw pictures of those places or situations. Then ask them to spend a few moments thinking about why they chose those particular places or situations.

Have students lay out their pictures in two parallel lines, with a space to walk between them. Have students take turns walking through the path as someone else reads aloud they Key Verse, Psalm 23:3-4: "He restores my soul. He guides me in paths of righteousness for his name's sake. Even though I walk through the valley of the shadow of death, I will fear no evil, for you are with me; your rod and your staff, they comfort me."

Next, have students turn their papers over and draw pictures of their "rod and staff" — things that remind them that God is there in those scary places or situations. Ask students to think about how God's presence changes their feelings about the scary places and share those thoughts with a partner.

Talk With Students ■■■■

Lead students in this discussion.

Ask:

- Tell about your picture. Why do you think this is a fear of yours?
- What has fear caused you to do or not do in these situations?
- How does God's presence change your feelings about the scary situation?
- What can help you focus more on God's presence the next time you're scared?

Say: **We're all fearful of something, and we all have to deal with being in scary situations. We can trust that he'll be with us even in the valley of the shadow of death. And no matter whether we get out of that situation or we get through it, ► GOD HELPS US WHEN WE'RE AFRAID, just as he helped the Israelites as they escaped through the Red Sea.**

Facing My Fears

What You'll Do ■■■■■■

Distribute pens, and have students form trios. Say: **There are three categories of how people typically respond to fear: fight, flight, or freeze. Fight means you face your fear and combat it. Flight means you run away. Freeze means you're paralyzed**



Scary Places Supplies

Bibles
paper
markers

Facing My Fears Supplies

Bible Trek
pens





and don't really react at all. Have each person in your trio choose one of those reactions: fight, flight, or freeze.

Say: Now you're each going to list two ways someone could respond within your category. One way should be a good way, and one should be a bad way. Make your list in the "Facing My Fears" section of your Bible Trek page. When you're done, compile your list with your trio, and discuss the possible outcomes of each response. Allow time.

Talk With Students

Lead students in this discussion.

Ask:

- What did you discover about the outcomes of responding in our own strength or through our own fears?
- Why is it better to face our fears with God's strength?
- How can you rely on God for help and strength as you face fears this week?

Say: The Israelites were in a scary situation, no doubt about it. With some powerful enemies, it didn't seem like fighting was an option, but God kept their enemies away. With a huge sea in the way, flight didn't seem like an option either, but God provided a miraculous escape route for the Israelites. For a while they froze—until God showed them where to go. ► **GOD HELPS US WHEN WE'RE AFRAID**, too. Whether the situation calls for fighting, fleeing, or freezing, we can do so by trusting in God's strength and timing.

4 LASTING IMPRESSIONS

Daily Challenges

What You'll Do


Direct students to the Daily Challenges in their Bible Trek pages and have them choose one to do this week. They can choose one or more of these three options:

- Share a fear with a Christian friend or family member, and get advice on how to tackle it.
- Do something that you fear (such as talking to the new kid in school or visiting with elderly people), but make sure it's safe and acceptable! (No parachuting off the roof of your house!)
- When you face a fear, think about the good and bad reactions you thought of. Pray that God will help you choose to trust him rather than dwell in fear.

Daily Challenges
Supplies

Bible Trek
pens





Talk With Students

Lead students in this discussion.

Ask:

- **What's a practical way you're going to do your Daily Challenge? Include a time, a place, and other ideas.**

Say: **The Israelites were trapped between fear and impossibility, but God did the impossible! No fear can conquer us, because ► GOD HELPS US WHEN WE'RE AFRAID. Let's give God our fears this week by following through with our Daily Challenges.**

Weaving Faith at Home

Hand out a letter to parents from the Bible Trek student books, one to each student. Also encourage students to talk with their parents about the Daily Challenges they chose and what they learned about fear. Students can also do the activities on the "Bringing It Home" section of their Bible Trek pages with their families.

Talk to your Director about emailing the FREE FamilyConnect to all your church's families! Available at group.com/digital.

Close with prayer. Have students gather in small groups of two to three to seek God's help with their fears. Have students use the lists they created as a guide for prayer time. Encourage them to pray that God will help them face their fears by turning to him.



Weaving Faith at Home Supplies

.....
Bible Trek

Weaving Faith at Home Easy Prep

.....
Tear out the letter to parents from each Bible Trek student book.

FaithWeaver NOW is for today's Sunday school teachers. It's developed by real Sunday school teachers, examined by real ministry leaders, and tested and approved by thousands of churches so you get great lessons that work with today's families.

This quarter you'll explore these Bible passages:


	BIBLE CONTENT/SCRIPTURE	KEY VERSE	BIBLE POINT
WEEK 1	The Israelites Cross the Red Sea (Exodus 13:17-14:31)	"He restores my soul. He guides me in paths of righteousness for his name's sake. Even though I walk through the valley of the shadow of death, I will fear no evil, for you are with me; your rod and your staff, they comfort me" (Psalm 23:3-4).	God helps us when we're afraid.
WEEK 2	God Sends Quail and Manna (Exodus 16:1-26)	"You prepare a table for me in the presence of my enemies. You anoint my head with oil; my cup overflows. Surely goodness and love will follow me all the days of my life, and I will dwell in the house of the Lord forever" (Psalm 23:5-6).	God gives us what we need.
WEEK 3	God Provides Water (Exodus 17:1-7)	"The Lord is my shepherd, I shall not be in want. He makes me lie down in green pastures, he leads me beside quiet waters" (Psalm 23:1-2).	God is patient with us.
WEEK 4	God Gives the Ten Commandments (Part 1) (Exodus 19:16-20:21)	"Love the Lord your God with all your heart and with all your soul and with all your strength. These commandments that I give you today are to be upon your hearts" (Deuteronomy 6:5-6).	Honor God by obeying him.
WEEK 5	God Gives the Ten Commandments (Part 2) (Exodus 19:16-20:21)	"Do not murder, do not commit adultery, do not steal, do not give false testimony, honor your father and mother," and "love your neighbor as yourself" (Matthew 19:18-19).	God tells us how to respect others.
WEEK 6	The Israelites Worship a Golden Calf (Exodus 32:1-25)	"I am the Lord your God, who brought you out of Egypt, out of the land of slavery. You shall have no other gods before me" (Exodus 20:2-3).	Only God deserves our worship.
WEEK 7	The Israelites Build the Tabernacle (Exodus 35:4-36:38)	"And whatever you do, whether in word or deed, do it all in the name of the Lord Jesus, giving thanks to God the Father through him" (Colossians 3:17).	We all can serve God.
WEEK 8	Moses Sends Spies Into the Promised Land (Numbers 13:1-14:23)	"Therefore, my dear brothers, stand firm. Let nothing move you. Always give yourselves fully to the work of the Lord, because you know that your labor in the Lord is not in vain" (1 Corinthians 15:58).	Be brave for God.
WEEK 9	Balaam's Donkey Talks (Numbers 22:1-38)	"Come and see what God has done, how awesome his works in man's behalf!" (Psalm 66:5).	Pay attention to God.
WEEK 10	Joshua Becomes Leader of Israel (Joshua 1:1-11)	"Have I not commanded you? Be strong and courageous. Do not be terrified; do not be discouraged, for the Lord your God will be with you wherever you go" (Joshua 1:9).	God is with us.
WEEK 11	Joshua Sends Spies to Jericho (Joshua 2:1-24)	"And without faith it is impossible to please God" (Hebrews 11:6).	We can have faith that God will do big things in our lives.
WEEK 12	The Israelites Cross the Jordan River (Joshua 3:1-4:24)	"Give thanks to the Lord, call on his name; make known among the nations what he has done" (1 Chronicles 16:8).	Remember what God has done.
WEEK 13	God Gives Victory Over Jericho (Joshua 6:1-27)	"Humble yourselves, therefore, under God's mighty hand, that he may lift you up in due time. Cast all your anxiety on him because he cares for you" (1 Peter 5:6-7).	God's power works for good.

PLUS...

Access all these **FREE FaithWeaver NOW digital resources** at group.com/digital:

- **FREE digital copies of Leader Guides** in Word and PDF format so you can easily customize any lesson to your ministry. Sharing lessons with busy volunteers couldn't be easier! *See inside for activation code.*
- **A FREE downloadable Director Manual** to help you structure your program for maximum effectiveness.
- **FREE weekly FamilyConnect pages** you can print out or email to parents to help families grow together in faith throughout the week.

Don't forget...



***Get a colorful, age-appropriate student book for every child! Each week, you'll get...**

- Engaging activities that bring the Bible to life for every student
- Easy faith conversation-starters for kids to take home
- Meaningful at-home activities for families to dig into Scripture

***You'll need one per child. Sold separately.**



THIS IS A SAMPLE
The number of pages is limited.

Purchase the item for the complete version.

