



FAITHWEAVER

Weaving faith into today's families **NOW**[®]



**SUMMER
SUNDAY SCHOOL**

**MIDDLE SCHOOL
LEADER GUIDE**

Group

FAITHWEAVER

Weaving faith into today's families **NOW**[®]

**SUMMER
SUNDAY SCHOOL**

**MIDDLE SCHOOL
LEADER GUIDE**



GET YOUR **FREE DIGITAL
COPY** OF THIS LEADER GUIDE.
IT'S AS EASY AS **1-2-3**

- 1** Visit **group.com/digital** to set up a free online account for your church.
- 2** Enter the Activation Code below to add this leader guide to your account.
- 3** Download PDF files to your computer and print or email them to your leaders.

ONE-TIME ACTIVATION CODE:

Group
Real. Bold. Love.

Group resources really work!

This Group resource incorporates our R.E.A.L. approach to ministry. It reinforces a growing friendship with Jesus, encourages long-term learning, and results in life transformation, because it's



Relational

Learner-to-learner interaction enhances learning and builds Christian friendships.

Experiential

What learners experience through discussion and action sticks with them up to 9 times longer than what they simply hear or read.

Applicable

The aim of Christian education is to equip learners to be both hearers and doers of God's Word.

Learner-based

Learners understand and retain more when the learning process takes into consideration how they learn best.

Group

FaithWeaver NOW® Bible Curriculum, Middle School Bible Studies, Summer

Copyright © 2000 and 2015 Group Publishing, Inc.

All rights reserved. No part of this book may be reproduced in any manner whatsoever without prior written permission from the publisher, except where noted in the text and in the case of brief quotations embodied in critical articles and reviews. For information, visit group.com/permissions.



When you see the OK TO COPY icon, this means permission to photocopy the page from FaithWeaver NOW® Bible Curriculum for Middle School, Summer, is granted for local church use. Copyright © Group Publishing, Inc. group.com

Visit our website: group.com/sunday-school

Credits

Contributing Authors: Rick Beno, Joy-Elizabeth F. Lawrence, Katie Martinez, James W. Miller, Jennifer Nystrom, Siv M. Ricketts, Kate S. Holburn, Christina Schofield, Tim and Alison Simpson, Roxanne Wieman, Vicki L.O. Witte

Editors: Erica L. Feucht, Scott Firestone IV, Jennifer Hooks, Stephanie Martin, Jessica Sausto, Owen Shattuck, Ali Thompson, Christine Yount Jones

Copy Editors: Lyndsay Gerwing, Deborah Helmers, Becky Helzer, Andrea Zimmerman

Chief Creative Officer: Joani Schultz

Cover Design and Art Direction: Jeff Spencer

Interior Design Team: Jared Bigham, Jeff Brunacci, Kate Elvin, Suzi Jensen, Randy Kady, Rebecca Swain

Cover Photography: © iStockPhoto.com/LattaPictures

All Scripture quotations, unless otherwise indicated, are taken from the Holy Bible, New International Version®, NIV®. Copyright © 1973, 1978, 1984 by Biblica, Inc.™ Used by permission of Zondervan. All rights reserved worldwide. www.zondervan.com

ISBN 978-1-4707-6322-0

Printed in the United States of America.



Contents

Introduction 4

The Studies

Study 1: God Tests Abraham—Genesis 22:1-18 5

Study 2: Isaac Marries Rebekah—Genesis 24 15

Study 3: Jacob Deceives Esau and Isaac—Genesis 25:27-34; 27:1-40 25

Study 4: Jacob Marries Leah and Rachel—Genesis 29:15-30 35

Study 5: Joseph Dreams Disturbing Dreams—Genesis 37:1-11 45

Study 6: Joseph’s Brothers Sell Him Into Slavery—Genesis 37:12-36 53

Study 7: Pharaoh Puts Joseph in Charge—Genesis 39:20–41:49 63

Study 8: Joseph Forgives His Brothers—Genesis 42–45 73

Study 9: God Protects Moses—Exodus 1:1–2:10 81

Study 10: Moses Meets God at the Burning Bush—Exodus 2:11–3:20 91

Study 11: The Israelites Receive Cruel Treatment—Exodus 5:1–6:1 99

Study 12: God Sends Plagues on Egypt—Exodus 7:8–10:29 109

Study 13: The Israelites Escape From Egypt—Exodus 11:1–12:36 121



The future of Sunday school + family ministry is NOW.



No doubt about it, the world is changing. Families used to go to church every week. Kids used to have longer attention spans. Teachers used to have more time to prepare. And didn't our budgets used to be bigger?

Even the Sunday school Bible curriculum you used just a couple of years ago is already out of date. But there's one thing that's never changed: the need to grow families closer to Jesus.

That's why we created FaithWeaver NOW®, and it's different from anything you've ever seen before!

It combines Sunday school with family ministry. ■■■■

Sure, you've seen Sunday school aimed at families. But FaithWeaver NOW actually hits the target by having everyone in the family learning about the same Scripture each week.

It's simpler and easier. ■■■■

Sometimes change is a wonderful thing. Gone are the days when you needed to spend hours preparing your lessons and hunting for supplies. FaithWeaver NOW will have you and your team ready to go in a snap.

It's made for NOW. ■■■■

Life is complicated and full of distractions. FaithWeaver NOW keeps faith on track through even the most frenzied lifestyles.

What makes FaithWeaver NOW the perfect curriculum for TODAY's church?

- Families learn the same Bible passage in age-appropriate ways.
- Kids don't just hear the Word. They experience it.
- Simple and easy lessons fit even the busiest lives.
- Kids see God in their everyday world.
- The Scope & Sequence goes through the Bible every three years.
- You can customize it however you like, with both print and digital versions.




Create a vibrant family ministry that's new...that's wow...that's NOW. FaithWeaver NOW gives you a fresh strategy for being more successful than ever in bringing families closer to Jesus.

Thom Schultz Joani Schultz

Thom and Joani Schultz
Chairman and Chief Creative Officer
Group Publishing, Inc.





God Tests Abraham

Genesis 22:1-18

The will of middle school/junior high students is constantly being tested. They are daily being faced with new choices and circumstances that require them to think about obedience and the consequences of choosing not to obey. Many of the decisions they will be making have little or no long-term effects, but as they grow older, they will face more and more serious choices that could have a long-term impact on their lives. During this study, emphasize the fact that when we live in obedience to God’s authority, we gain a new kind of freedom: freedom from guilt and sin.



► **Bible Point**
Obey God.

Key Verse
“So be careful to do what the Lord your God has commanded you; do not turn aside to the right or to the left. Walk in all the way that the Lord your God has commanded you, so that you may live and prosper and prolong your days in the land that you will possess” (Deuteronomy 5:32-33).

Weaving Faith Into Life
Students will practice obeying.

STUDY	WHAT STUDENTS DO	SUPPLIES	EASY PREP
1 Faith Connection	Who’s the Boss? <i>(about 15 min.)</i> Follow instructions to make mystery objects from paper.	paper, several pairs of scissors	
	Media Connection (Option) <i>(about 10 min.)</i> Watch a movie clip, and discuss rules they think are fair or unfair.	video player, movie <i>Despicable Me</i>	Cue <i>Despicable Me</i> to 00:32:54, when Gru says, “As you can see, I have provided everything a child might need.”
2 Bible Exploration	The Big Picture <i>(about 20 min.)</i> Draw pictures of special people in their lives, and discuss how God honored Abraham’s obedience when asked to sacrifice his only son.	Bibles, Bible Trek, paper, markers, several pairs of scissors, pens	Set out several pairs of scissors on a table away from the group. Remove the Study 1 pages from each Bible Trek student book.

Bold text within the lesson is spoken text.



STUDY	WHAT STUDENTS DO	SUPPLIES	EASY PREP
3 Weaving Faith Into Life	Choose Your Own Adventure <i>(about 15 min.)</i> Adventure 1: Rules of the Road Brainstorm driving rules. Adventure 2: My Sacrifice List everything important in their lives, and cross out things that represent disobedience.	Bible Trek, pens Bible Trek, pens	Set out the supplies for each adventure at different stations.
	Keep Your Eyes on the Goal <i>(about 10 min.)</i> Play a game that demonstrates the importance of not being distracted by the things around us.	Bibles, masking tape, chairs, individually wrapped pieces of candy	
4 Lasting Impressions	Daily Challenges <i>(about 5 min.)</i> Choose a Daily Challenge to apply God's Word.	Bible Trek, pens	
	Weaving Faith at Home <i>(about 2 min.)</i> Talk about how to share what they learned with their families.	Bible Trek	Tear out the letter to parents from each Bible Trek student book.

Bold text within the lesson is spoken text.



Who's the Boss? Supplies

paper
several pairs of scissors

1 FAITH CONNECTION

Who's the Boss?

What You'll Do

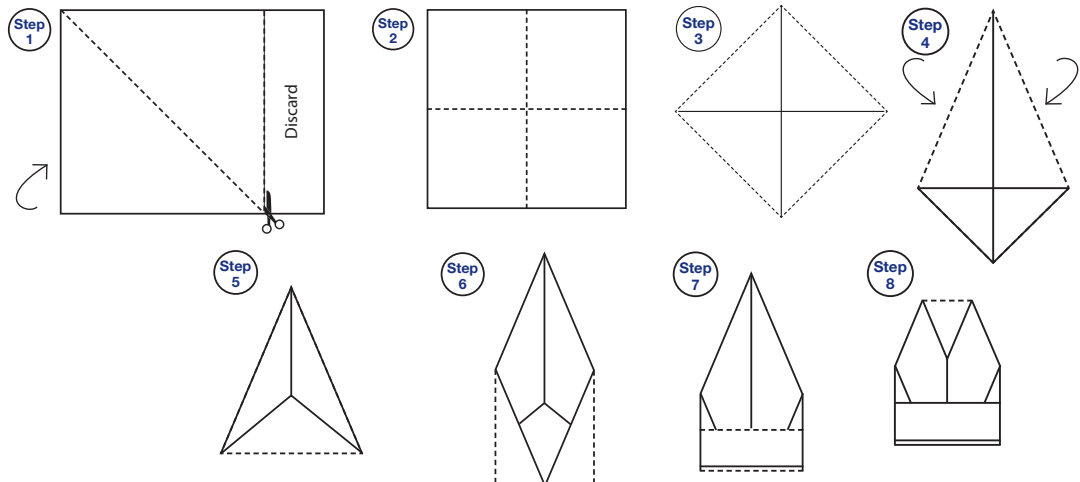
Have students form groups of five or six.

Ask:


- Do you generally follow directions or obey rules? Why or why not?
- How do you react when you don't agree with a rule or set of directions?

Distribute a piece of paper and scissors to each student. Say: **Just about everything we do in life involves rules or directions that we need to follow. Let's do an experiment involving following directions. Follow my directions exactly—even though you don't know what you're making.** As you read the following directions aloud, act very bossy and gruff. Use the diagram to help students if they're unsure what to do, but act bossy even as you help.

- **Step 1:** Fold the paper diagonally until it touches the other side, and cut off the excess. Unfold the paper to show a square.
- **Step 2:** Fold the paper in half both ways, and unfold it to show the square.
- **Step 3:** Fold each corner into the center point made by the folds.
- **Step 4:** Holding the paper like a diamond, fold the top two edges of the diamond into the center line.
- **Step 5:** Fold the bottom corner up, folding along the bottom of the triangles you just made.
- **Step 6:** Fold the lower corners of the triangle into the center.
- **Step 7:** Fold the bottom up about an inch. Then fold half of that inch back down onto itself.
- **Step 8:** Fold the top point down about an inch.



Dotted lines indicate fold lines.



When everyone is done, have students place their origami shapes folded-side down on a hard surface and make them hop by pressing on the backs.

Talk With Students

Lead students in this discussion.

Ask:

- How well were you able to follow my directions, even though you didn't know the end result?
- How willing were you to follow my directions?
- Did you want to do things your own way rather than what I was instructing you to do? Why or why not?

Say: God has given us some specific instructions as to how we are to live. It's up to us to decide whether to follow them or not—but we can be sure the end result is worth it. Today we'll look at a man in the Bible who got an unbelievably hard instruction from God. As with our origami, he didn't know how things would end if he obeyed. We'll explore his obedience and how we can ► **OBEY GOD.**

Media Connection (Option)



Tip In general, federal copyright laws do not allow you to use videos or DVDs (even ones you own) for any purpose other than home viewing. Your church can obtain a license from Christian Video Licensing International for a small fee. Just visit cvli.com or call 1-888-771-2854 for more information. Many movie clips are available at youtube.com. This clip is also available at wingclips.com under the title "Ground Rules."

What You'll Do

Instead of the "Who's the Boss?" activity, watch a clip from the movie *Despicable Me* to lead into a discussion about rules. Start the clip at 00:32:54, when Gru says, "As you can see, I have provided everything a child might need." In this clip, Gru lays some ground rules for the three girls he's just taken into his care. End the clip at 00:34:15, when Agnes sticks her face in the candy bowl.

Talk With Students

Lead students in this discussion.

Ask:

- What did you think about Gru's rules?
- What are some rules you have to follow that you think are too strict or don't make sense?
- Why is it important to obey even when you don't understand a rule?



Media Connection Supplies

video player
movie *Despicable Me*

Media Connection Easy Prep

Cue *Despicable Me* to 00:32:54, when Gru says, "As you can see, I have provided everything a child might need."





The Big Picture Supplies

Bibles
Bible Trek
paper
markers
several pairs of scissors
pens

The Big Picture Easy Prep

Set out several pairs of scissors on a table away from the group.

Remove the Study 1 pages from each Bible Trek student book.

Say: **Gru's rules may have been pretty over the top. He clearly wasn't ready to take care of kids! But God's rules for us are important to follow—even if they don't make sense to us at the time. Today we'll look at a man in the Bible who got a seemingly nonsensical instruction from God. We'll explore his obedience and how we can ► OBEY GOD.**

2 BIBLE EXPLORATION

The Big Picture

What You'll Do ■■■■■■

Hand out a marker and a piece of paper to each student. Ask students to each draw a picture of the person who is most precious to them. This can be a parent, sibling, grandparent, or friend. Let them know they won't be required to show the pictures to anyone.

After they've completed their drawings, have students form groups of four or five. Make sure each group has a Bible. Invite them to share words or phrases that explain why the people they drew are precious to them. Then have each group read Genesis 22:1-2.

Say: **We're on our way to destroy our pictures. If you're willing to do that, bring your picture with you.** Have each group read Genesis 22:3-7. Then lead students to where the scissors are. Say: **It's time to gather our supplies to destroy our pictures. Go ahead and get a pair of scissors.** Allow time.

Read aloud Genesis 22:8, and have groups discuss whether this verse shows obedient faith or a hidden unwillingness to obey.

Say: **Okay, it's time to destroy the pictures of people we care most about. Scissors up!** Just as students are about to start cutting, tell them to stop and put the scissors down. Then have groups read Genesis 22:9-14.

Talk With Students ■■■■


Lead everyone in this discussion.

Ask:

- **What would it take for you to truly believe God wanted you to hurt someone you love?**
- **What do you think about God even asking Abraham to do this? What was the point?**
- **Did Abraham do the right thing or the wrong thing? Defend your answer.**

Say: **We don't know what would've happened to Isaac if Abraham had disobeyed. But he did obey God, and God blessed him for that. After the verses we just read, God told Abraham that he would be blessed and have many descendants—and**





they'd all be blessed, too. He certainly wouldn't have gotten that promise without his faithful obedience.

To think more about Abraham's obedience—and our own—let's consider the questions on the "Think It Over" section of our Bible Trek pages. Distribute the Bible Trek pages and pens, and allow time for students to write answers to the questions in the "Think It Over" section.

Say: **Abraham had waited many, many years for a son. Isaac had been born when Abraham was very old. Isaac was someone Abraham loved very much, but he was also a dream come true. By obeying God's very strange command, he showed that obedience to God was more important than his dreams or the people he loved. Sometimes it takes sacrifice to ► OBEY GOD, but he deserves first priority in our lives.**



3 WEAVING FAITH
INTO LIFE

Choose Your Own Adventure

What You'll Do ■■■■■■

Say: **In our adventures today, we have two activities you can choose from. Adventure 1 uses brainstorming, and Adventure 2 uses reflection. The directions are on your Bible Trek papers. Look them over and decide which activity you want to do. You can work with the others who choose the same activity.** Allow time for students to decide which adventure they want to do. Summaries of each adventure follow.

ADVENTURE 1—BRAINSTORMING: RULES OF THE ROAD

In this adventure, students will discuss the rules of driving and the consequences of not following those rules.

ADVENTURE 2—REFLECTION: MY SACRIFICE

In this adventure, students will reflect on areas of disobedience in their lives.

Say: **After you finish your adventure, you'll present some of what you experienced, so keep that in mind. When everyone has finished, we'll talk about what we've learned. You have 10 minutes to complete your adventures.** While students are working, move between the stations, and offer assistance as needed. Let groups know when they have about two minutes left so they can wrap up their work.

After 10 minutes, have your groups take turns presenting what they experienced.

Choose Your Own Adventure Supplies

Bible Trek
pens

Choose Your Own Adventure Easy Prep

Set out the supplies
for each adventure at
different stations.





Keep Your Eyes on the Goal Supplies

Bibles
masking tape
chairs
individually wrapped
pieces of candy

**ALLERGY
ALERT**

Talk With Students

Lead students in this discussion.

Ask:

- What are some negative consequences you've faced for disobeying? What about positive consequences for obeying?
- Do you have to know "why" before you are able to obey? Explain.
- God has a plan for all of us. Are you able to trust God even though you might not understand the reason behind some of God's commandments? Why or why not?

Say: God created us and knows us better than anyone else does. God also loves us more than anyone else does and wants the best for us. He even wanted the best for Abraham when he asked him to sacrifice his son. God's commands are always for the best—even if they don't make sense to us or require us to make sacrifices. That's why we ► OBEY GOD.

Keep Your Eyes on the Goal

What You'll Do


Make sure students all have Bibles, and have them look up the Key Verse, Deuteronomy 5:32-33.

Say: Listen closely as I read the words, and follow along in your Bibles because you'll need to be able to recite at least part of the Key Verse for this activity: "So be careful to do what the Lord your God has commanded you; do not turn aside to the right or to the left. Walk in all the way that the Lord your God has commanded you, so that you may live and prosper and prolong your days in the land that you will possess."

Give students a few minutes to read over and memorize the Key Verse. If they are having a hard time, suggest that they focus on the first sentence. As they do, make a masking tape line all the way across your room.

Have one student stand at one end of the masking tape line. Stand at the other end with the candy. Have the rest of the students stand along the sides of the line. Explain that one by one, each person is to look directly at you and walk straight to you without looking at anything but the candy you're holding. As the student walks toward it, he or she is to also recite the first sentence of the Key Verse over and over.

While each person is trying to reach the prize, everyone else will try to cause a distraction. Students can do anything they want—make faces, make noises, jump around—as long as they don't touch the person walking on the path. If a student walking the path takes his or her eyes off the candy or veers off the tape, the student should start over and try again. However, if a student makes it to you completely focused and without falling off the tape line, he or she can get a piece of candy.



Play the game until everyone has received a prize.

Talk With Students

Lead students in this discussion.

Ask:

- Was it hard to keep your eyes fixed on the prize?
- What are some everyday situations or issues that can cause you to “turn aside to the right or to the left” instead of following God’s path for you?
- How does Abraham’s situation relate to the message of our Key Verse?

Say: Even though Abraham’s own desires and love could’ve distracted him, he obeyed God’s command and kept his eye on what God wanted. Throughout our lives, there are going to be things that come along that distract us from the plan God has for our lives. It’s up to us to ► OBEY GOD and stay on his path.



4 LASTING IMPRESSIONS

Daily Challenges

What You’ll Do

Direct students to the Daily Challenges in their Bible Trek pages and have them choose one to do this week. They can choose one or more of these three options:

- Risk shocking your parents, and do exactly what they tell you to do, right when they ask you, as practice for obeying God.
- Pray every time you do a chore or household task for God to teach you more ways to obey.
- Consider something you thought about sacrificing today as an act of obedience to God. Give up that thing this week.

Talk With Students

Lead students in this discussion.

Ask:

- What’s a practical way you’re going to do your Daily Challenge? Include a time, a place, and other ideas.

Say: God tested Abraham with a very difficult command, and Abraham obeyed. Let’s ► OBEY GOD this week by following through with our Daily Challenges.

Daily Challenges Supplies

Bible Trek pens



Weaving Faith at Home Supplies

.....
Bible Trek

Weaving Faith at Home Easy Prep

.....
Tear out the letter to
parents from each Bible
Trek student book.

Weaving Faith at Home

Hand out the letter to parents from the Bible Trek student books, one to each student. Also encourage students to talk with their parents about the Daily Challenges they chose and what they learned about obedience. Students can also do the activities on the “Bringing It Home” section of their Bible Trek pages with their families.

Talk to your Director about emailing the FREE FamilyConnect to all your church’s families! Available at group.com/digital.

Close with prayer. Have students pray silently about things they’d like to sacrifice as acts of obedience to God.



FaithWeaver NOW is for today's Sunday school teachers. It's developed by real Sunday school teachers, examined by real ministry leaders, and tested and approved by thousands of churches so you get great lessons that work with today's families.

This quarter you'll explore these Bible passages:


	BIBLE CONTENT/SCRIPTURE	KEY VERSE	BIBLE POINT
WEEK 1	God Tests Abraham (Genesis 22:1-18)	"So be careful to do what the Lord your God has commanded you; do not turn aside to the right or to the left. Walk in all the way that the Lord your God has commanded you, so that you may live and prosper and prolong your days in the land that you will possess" (Deuteronomy 5:32-33).	Obey God.
WEEK 2	Isaac Marries Rebekah (Genesis 24)	"If any of you lacks wisdom, he should ask God, who gives generously to all without finding fault, and it will be given to him" (James 1:5).	Pray for God's direction.
WEEK 3	Jacob Deceives Esau and Isaac (Genesis 25:27-34; 27:1-40)	"The Lord detests lying lips, but he delights in men who are truthful" (Proverbs 12:22).	Honesty is important to God.
WEEK 4	Jacob Marries Leah and Rachel (Genesis 29:15-30)	"And we know that in all things God works for the good of those who love him, who have been called according to his purpose" (Romans 8:28).	God uses hard times to help us grow.
WEEK 5	Joseph Dreams Disturbing Dreams (Genesis 37:1-11)	"A new command I give you: Love one another. As I have loved you, so you must love one another" (John 13:34).	Show Jesus' love in our families.
WEEK 6	Joseph's Brothers Sell Him Into Slavery (Genesis 37:12-36)	"Dear children, let us not love with words or tongue but with actions and in truth" (1 John 3:18).	God wants us to do what's right.
WEEK 7	Pharaoh Puts Joseph in Charge (Genesis 39:20-41:49)	"Whatever you do, work at it with all your heart, as working for the Lord, not for men" (Colossians 3:23).	We can serve God anywhere.
WEEK 8	Joseph Forgives His Brothers (Genesis 42-45)	"Bear with each other and forgive whatever grievances you may have against one another. Forgive as the Lord forgave you" (Colossians 3:13).	God wants us to forgive.
WEEK 9	God Protects Moses (Exodus 1:1-2:10)	"God is our refuge and strength, an ever-present help in trouble" (Psalm 46:1).	God protects us.
WEEK 10	Moses Meets God at the Burning Bush (Exodus 2:11-3:20)	"I can do everything through him who gives me strength" (Philippians 4:13).	God can use us.
WEEK 11	The Israelites Receive Cruel Treatment (Exodus 5:1-6:1)	"But those who hope in the Lord will renew their strength. They will soar on wings like eagles; they will run and not grow weary, they will walk and not be faint" (Isaiah 40:31).	God wants us to hope in him.
WEEK 12	God Sends Plagues on Egypt (Exodus 7:8-10:29)	"So do not fear, for I am with you; do not be dismayed, for I am your God. I will strengthen you and help you; I will uphold you with my righteous right hand" (Isaiah 41:10).	God uses his power to help us.
WEEK 13	The Israelites Escape From Egypt (Exodus 11:1-12:36)	"So if the Son sets you free, you will be free indeed" (John 8:36).	Jesus sets us free.

PLUS...

Access all these **FREE FaithWeaver NOW digital resources** at group.com/digital:

- **FREE digital copies of Leader Guides** in Word and PDF format so you can easily customize any lesson to your ministry. Sharing lessons with busy volunteers couldn't be easier! *See inside for activation code.*
- **A FREE downloadable Director Manual** to help you structure your program for maximum effectiveness.
- **FREE weekly FamilyConnect pages** you can print out or email to parents to help families grow together in faith throughout the week.

Don't forget...



***Get a colorful, age-appropriate student book for every student! Each week, you'll get...**

- Engaging activities that bring the Bible to life for every student
- Easy faith conversation-starters for students to take home
- Meaningful at-home activities for families to dig into Scripture

***You'll need one per student. Sold separately.**



THIS IS A SAMPLE
The number of pages is limited.

Purchase the item for the complete version.

