



FAITHWEAVER

Weaving faith into today's families

NOW[®]



**SPRING
SUNDAY SCHOOL**

**MIDDLE SCHOOL
STUDENT BOOK**

Group

Group resources really work!

This Group resource incorporates our R.E.A.L. approach to ministry. It reinforces a growing friendship with Jesus, encourages long-term learning, and results in life transformation, because it's:



Relational

Person-to-person interaction enhances spiritual growth and builds Christian friendships.

Experiential

What we experience through action and discussion sticks with us up to 9 times longer than what we simply hear or read.

Applicable

The aim of ministry is to equip people to be both hearers and doers of God's Word.

Lifelong

Experiences transform the heart, moving faith beyond the walls of church and into everyday life for years to come.

**Tear out pages
one by one from
this book, starting
with Lesson 1 at
the center of the
book.**

Group

group.com/sunday-school

FaithWeaver NOW® Bible Curriculum, Grades 5 & 6 Student Book: Bible Buzz, Summer

Copyright © 2002 and 2016 Group Publishing, Inc.

All rights reserved. No part of this book may be reproduced in any manner whatsoever without prior written permission from the publisher, except where noted in the text and in the case of brief quotations embodied in critical articles and reviews. For information, visit group.com/permissions.

Credits

Contributing Authors: Tim Baker, Sarah Macy Bohrer, Karla Keathley-Hagan, Julie Meiklejohn, Siv M. Ricketts

Editors: Stephanie Martin, Amy Nappa, Owen Shattuck, Jessica Sausto, Ali Thompson

Copy Editors: Lyndsay Gerwing, Deborah Helmers, Becky Helzer, Sarah Yepishin, Andrea Zimmerman

Chief Creative Officer: Joani Schultz

Cover Design and Art Direction: Jeff Spencer

Interior Design Team: Jared Bigham, Jeff Brunacci, Joyce Douglas, Kate Elvin, Suzi Jensen, Dolly Palmer, Rebecca Swain

Illustrators: Zachary Pullen, Jeff Spencer, and Matt Wood

Cover Photography: [iStockphoto.com/Mathew Sherf](https://www.iStockphoto.com/Mathew-Sherf) and Aleks Le

All Scripture quotations, unless otherwise indicated, are taken from the Holy Bible, New International Version®, NIV®. Copyright © 1973, 1978, 1984 by Biblica, Inc.™ Used by permission of Zondervan. All rights reserved worldwide. www.zondervan.com

ISBN 978-1-4707-6703-7

Printed in the United States of America.

001 USA 0222



Dear Parents,

Your family is important to our church, and we want to support your role as spiritual leader to your child.

In our effort to provide the highest quality Christian education, we are using **FaithWeaver NOW**® Sunday school. FaithWeaver NOW makes Bible learning fun by using a variety of active experiences to help students learn in the ways they learn best.

FaithWeaver NOW also helps people of all ages “weave faith into life” by applying the Bible to their lives throughout every week. With FaithWeaver NOW, students walk through the Bible over the course of three years.

Research shows that the most powerful influence on children’s faith development is the conversation about faith that takes place in the home. We want to partner with you in your child’s Christian education.

With the resources that are part of FaithWeaver NOW, you can make a huge contribution to your child’s Christian growth by leading activities and discussions that help make connections and apply what’s learned at church to daily life. That’s why every week your child will receive a take-home page that includes ideas for family discussions and activities that will help cement what your child learns at church.

All FaithWeaver NOW resources—for infants through adults—explore the same Bible passage each week, making it easier for you to help your family grow in faith together.

This quarter, we hope you’ll find encouragement in your role as a parent and a spiritual leader to your child. May these tools serve to remind you how important you are in your child’s life—and how blessed you are to be entrusted with this awesome responsibility!

God bless you,

Your **FaithWeaver NOW** Church



Bringing It Home

Read this quote with your family, and then talk it over.

“He who eats the fruit should at least plant the seed; aye, if possible, a better seed than that whose fruit he has enjoyed.”

—HENRY DAVID THOREAU, *A WEEK ON THE CONCORD AND MERRIMACK RIVERS*

- **How can you make a better mark on the world than the mark it makes on you?**
- **How do we bear good fruit in our lives?**
- **How do we show that we're Christians?**

Try This

Take a piece of fruit that ripens fairly quickly, like a banana. One person should start off with it. During the week, pass it off to another family member when you catch him or her doing something good. The goal is for it to get to everyone before it goes bad. At the end of the week, discuss what made this activity easy or difficult.

Daily Challenge

- Do one random act of kindness

in secret for someone at school this week. (Don't get caught, or it doesn't count!)

- In what areas do you bring honor to Christ by your actions? In what areas do you fall short? Choose one behavior that you could improve upon, and resolve to do things differently for the next seven days.

- Make a yummy, fresh fruit salad for your family. As you serve your family members, share with them what you've learned this week about what it means to bear good fruit for Jesus Christ.

Reading the Bible This Week

Sunday/MATTHEW 5:16 • WHY MIGHT YOUR GOOD WORKS LEAD OTHERS TO PRAISE GOD?

Monday/GALATIANS 5:22-23 • HOW DO THESE GOOD FRUIT COME ABOUT IN YOUR LIFE?

Tuesday/PSALM 1 • HOW HAVE YOU EXPERIENCED THE CONSEQUENCES OF GOOD FRUIT IN YOUR OWN LIFE?

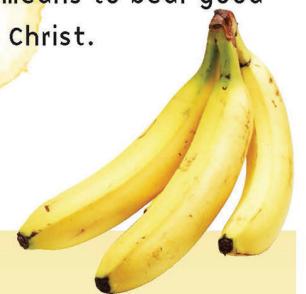
Wednesday/LUKE 3:9-14 • WHAT GOOD FRUIT WOULD JOHN THE BAPTIST TELL US TO BEAR TODAY?

Thursday/COLOSSIANS 1:9-12

• WHY DOES PAUL PRAY THESE THINGS FOR HIS CHURCH?

Friday/PROVERBS 11:30 • WHAT DOES THIS VERSE HAVE TO SAY ABOUT RIGHTEOUSNESS AND WISDOM?

Saturday/LUKE 6:43-44 • HOW DID YOU BEAR GOOD FRUIT THIS WEEK?



Bible Trek

BIBLE TREK STUDY 1

BIBLE POINT: Acting like Jesus shows we're Christians.

KEY VERSE: "In the same way, let your light shine before men, that they may see your good deeds and praise your Father in heaven" (Matthew 5:16).

Jesus Teaches About Good Fruit

LUKE 6:43-45


Ever go to a museum and see one of those paintings of a big basket of fruit, and everything in the basket looks exactly perfect, round, and juicy...and the next thing you know, the security guard is pulling you off the painting because you're leaving tooth marks in it? Well, maybe not, but you get the idea. Now compare that with another image. Think about that time you reached into the way back part of the fridge thinking you were going to find something edible, but you set your hand down on a furry, oozing pile...a tomato that was ripe about a year and a half ago.

Jesus basically says your life can be like either one of these. He says that good trees bear good fruit and bad trees bear bad fruit. But this is important when it comes to life. You can either live right and bear good fruit (good deeds that you will do), or you can live apart from God and bear something like that rotten tomato. The question is "How can we show people by our lives that we are Christians?"

- What does the life of a person who bears "bad fruit" look like?

- What does your life look like when you bear "good fruit"?

- How can you tell if someone is a Christian without them ever saying anything?



Choose Your Own Adventure

ADVENTURE

1

Fried Fruit

Here's What You Need to Do...

1. TO START OFF...

Say hi to the other people in your group. Then with your group, follow the rest of the instructions for your adventure!


"False words do not bring forth fruit."
-Sophocles, *Fragments*

2. BANANA BAKE...

There should be two bananas in front of you. Split one of them, and eat it together. Pop the other one (unpeeled!) in the microwave for three minutes, and then take it out. (If you don't have a microwave in your pocket that you can use, just find a nice wall to throw it against a few times.) Get a volunteer to eat this banana too! And be sure to clean the microwave!

Discuss:

- What makes ripe fruit so appealing and spoiled fruit so repulsive?
- How are your deeds like good or bad fruit?



Choose Your Own Adventure

ADVENTURE

2

Bearing It All

Here's What You Need to Do...

1. TO START OFF...

Say hi to the other people in your group. Then with your group, follow the rest of the instructions for your adventure!

2. REMEMBER...

Think of things that have happened to

you over the last week. What interactions with other people stand out the most?

Discuss:

- How have people affected you this week?
- What were some good and bad effects?
- How long do you remember things like that?

Read Luke 6:43-45 together.

3. BODY ART...

Using the art materials provided, draw on your own arms or hands a symbol representing the impact that your relationships had on you this week. For instance, you might draw a scar to depict something mean or a heart to represent something that touched you. Be creative (don't worry,



- When do people react to our deeds like you reacted to a spoiled banana?

3. A FRUITY POEM...

Read Luke 6:43-45. Now write a poem that uses the metaphor of good and bad fruit and describes how you see them in your own life.

4. DISCUSS...

In your group, share your poems with each other. Then discuss these questions.

- What kind of influence do you have on other people?
 - How do they see good or bad fruit in your life?
 - How can we show that we're Christians?
 - How might someone be able to tell that you are a Christian even before you tell them?
- Be prepared to share your adventure experience with the entire class!

it's not permanent!). If you don't want to decorate yourself, you can draw the same kinds of things on the bandannas or scraps of cloth, and then put them around your wrist, your head, or an ankle. It's your choice!

4. ART CRITICS...

Discuss the following questions.

- How do interactions with other people leave real marks on you?
- How can we bear good or bad fruit in our lives?
- How does the fruit we bear in our lives affect others?
- How could someone tell that you are a Christian even before you tell them?

Be prepared to share your adventure experience with the entire class.

Just for Fun

The next time you're bored at home, try this. Mix milk and vinegar together to create your own plastic, ready to be molded into any shape you want!

What you'll need:

- 4 ounces of milk
- 1 teaspoon of vinegar
- a small pan
- a small clean jar

What you'll do:

1. Heat the milk in the pan until it curdles or forms lumps.
2. Slowly pour off the runny liquid.
3. Put the lumps in the jar, and add the vinegar. Let it stand for an hour or so.

What you'll get:

After an hour or so, you'll find that a rubbery blob has formed in the jar. Slowly pour off any runny liquid inside. Then take the blob out and shape it into whatever shape you want. Let it harden for a few hours. After it's dried, you can paint it with acrylic paints.

(Adapted from "Yucky Fun & Games," kids.discovery.com)



The FaithWeaver NOW Student Book is woven into every lesson to provide an essential transformative experience that makes the Bible unforgettable.

BONUS...every Student Book includes weekly take-home activities!

**SPRING
SUNDAY SCHOOL**

**MIDDLE SCHOOL
STUDENT BOOK**

This quarter you'll explore these Bible passages:

	BIBLE CONTENT/SCRIPTURE	KEY VERSE	BIBLE POINT
WEEK 1	Jesus Teaches About Good Fruit (Luke 6:43-45)	"In the same way, let your light shine before men, that they may see your good deeds and praise your Father in heaven" (Matthew 5:16).	Acting like Jesus shows we're Christians.
WEEK 2	Jesus Tells the Parable of the Lost Son (Luke 15:11-32)	"But you are a forgiving God, gracious and compassionate, slow to anger and abounding in love" (Nehemiah 9:17).	God will forgive us when we sin.
WEEK 3	Jesus Washes the Disciples' Feet (John 13:1-17)	"If anyone wants to be first, he must be the very last, and the servant of all" (Mark 9:35).	Jesus wants us to serve others.
WEEK 4	Jesus Is Tried and Crucified (Luke 19:28-40; 23:1-49)	"But God demonstrates his own love for us in this: While we were still sinners, Christ died for us" (Romans 5:8).	Jesus died to take the punishment for our sins.
WEEK 5	Jesus Appears to Mary (John 20:1-18)	"That if you confess with your mouth, 'Jesus is Lord,' and believe in your heart that God raised him from the dead, you will be saved" (Romans 10:9).	Jesus is alive.
WEEK 6	Apostles Defend Their Faith (Acts 5:12-42)	"Consider it pure joy, my brothers, whenever you face trials of many kinds, because you know that the testing of your faith develops perseverance" (James 1:2-3).	Keep following God, even when it's hard.
WEEK 7	Saul Meets Jesus Near Damascus (Acts 9:1-20)	"Therefore, if anyone is in Christ, he is a new creation; the old has gone, the new has come!" (2 Corinthians 5:17).	Jesus changes our lives.
WEEK 8	Peter Raises Tabitha From the Dead (Acts 9:36-43)	"The prayer of a righteous man is powerful and effective" (James 5:16).	God answers when we pray.
WEEK 9	An Angel Frees Peter From Jail (Acts 12:1-18)	"For he will command his angels concerning you to guard you in all your ways" (Psalm 91:11).	Angels protect and help God's people.
WEEK 10	Lydia Is Converted (Acts 16:9-15)	"Preach the Word; be prepared in season and out of season" (2 Timothy 4:2).	Be prepared to tell others about Jesus.
WEEK 11	Paul's Jailer Believes in Jesus (Acts 16:16-34)	"They replied, 'Believe in the Lord Jesus, and you will be saved'" (Acts 16:31).	Jesus saves us.
WEEK 12	Paul Describes Living by God's Spirit (Romans 8:9-17)	"But the fruit of the Spirit is love, joy, peace, patience, kindness, goodness, faithfulness, gentleness, and self-control" (Galatians 5:22-23).	When we live by God's Spirit, God changes us.
WEEK 13	Paul Describes Genuine Love (1 Corinthians 13:1-13)	"Love is patient, love is kind. It does not envy, it does not boast, it is not proud. It is not rude, it is not self-seeking, it is not easily angered, it keeps no record of wrongs" (1 Corinthians 13:4-5).	God teaches us how to love.



THIS IS A SAMPLE
The number of pages is limited.

Purchase the item for the complete version.

