



# FAITHWEAVER

Weaving faith into today's families **NOW**<sup>®</sup>



**FALL**  
**SUNDAY SCHOOL**

**PRE-K&K** **AGES**  
**5&6**  
**TEACHER GUIDE**

# FAITHWEAVER

Weaving faith into today's families **NOW**<sup>®</sup>

**FALL  
SUNDAY SCHOOL**

**PRE-K&K** AGES  
5&6  
**TEACHER GUIDE**



**YOUR ACTIVATION CODE IS NOW LOCATED INSIDE THE TEACHER PACK!**

*Group*

## Group resources really work!

This Group resource incorporates our R.E.A.L. approach to ministry. It reinforces a growing friendship with Jesus, encourages long-term learning, and results in life transformation, because it's



### Relational

Learner-to-learner interaction enhances learning and builds Christian friendships.

### Experiential

What learners experience through discussion and action sticks with them up to 9 times longer than what they simply hear or read.

### Applicable

The aim of Christian education is to equip learners to be both hearers and doers of God's Word.

### Learner-based

Learners understand and retain more when the learning process takes into consideration how they learn best.

## Group

[group.com/sunday-school](http://group.com/sunday-school)

### We know you care about kids...

We do, too!

That's why we attempt to ensure that all crafts, toys, and gizmos meet or exceed national safety standards—and are produced by manufacturers that don't use child labor or abuse their labor force. You can order Group resources knowing that in addition to caring for *your* kids, you're also caring for children elsewhere.

### Let's keep kids safe!

We strive to provide products that are mechanically reliable and hold together during normal, intended usage. Items are also checked for flammability, and both paint and surface coatings are checked for heavy metals—including lead.

You can help your children stay safe by seeing that toys and gizmos are used as designed, for the purposes designed, and that any broken pieces are disposed of promptly and properly. We value your feedback. If you become aware of a problem affecting the safety of any of our products, please inform us immediately.

### FaithWeaver NOW® Bible Curriculum, Pre-K & K/Ages 5 & 6, Fall

Copyright © 2000 and 2015 Group Publishing, Inc./0000 0001 0362 4853

All rights reserved. No part of this book may be reproduced in any manner whatsoever without prior written permission from the publisher, except where noted in the text and in the case of brief quotations embodied in critical articles and reviews. For information, visit [group.com/permissions](http://group.com/permissions).



When you see the OK TO COPY icon, this means permission to photocopy the page from FaithWeaver NOW® Bible Curriculum for Pre-K & K, Fall, is granted for local church use. Copyright © Group Publishing, Inc. [group.com](http://group.com)

### Credits

Authors: Jacqui Baker, Teryl Cartwright, Karen Choi, Ruthie Daniels, Julie Lavender, Carol Mader, Pamela Malloy, Robin F. Pope, Jan Marie Thompson

Editors: Erica L. Feucht, Scott Firestone IV, Jennifer Hooks, Stephanie Martin, Jessica Sausto, Owen Shattuck, Ali Thompson, Christine Yount Jones

Copy Editors: Lyndsay Gerwing, Becky Helzer, Andrea Zimmerman

Chief Creative Officer: Joani Schultz

Cover Design and Art Direction: Jeff Spencer

Interior Design Team: Jared Bigham, Jeff Brunacci, Kate Elvin, Suzi Jensen, Randy Kady, Rebecca Swain

Cover Photographer: Rodney Stewart

All Scripture quotations, unless otherwise indicated, are taken from the Holy Bible, New International Version®, NIV®. Copyright © 1973, 1978, 1984 by Biblica, Inc.™ Used by permission of Zondervan. All rights reserved worldwide. [zondervan.com](http://zondervan.com)

ISBN 978-1-4707-6613-9

Printed in the United States of America.



# Contents

**Introduction** ..... 4

## **The Lessons**

**Lesson 1: The Israelites Cross the Red Sea**—Exodus 13:17–14:31 ..... 5

**Lesson 2: God Sends Quail and Manna**—Exodus 16:1-26 ..... 19

**Lesson 3: God Provides Water**—Exodus 17:1-7 ..... 33

**Lesson 4: God Gives the Ten Commandments (Part 1)**—  
Exodus 19:16–20:21 ..... 45

**Lesson 5: God Gives the Ten Commandments (Part 2)**—  
Exodus 19:16–20:21 ..... 59

**Lesson 6: The Israelites Worship a Golden Calf**—Exodus 32:1-25 ..... 73

**Lesson 7: The Israelites Build the Tabernacle**—Exodus 35:4–36:38 ..... 85

**Lesson 8: Moses Sends Spies Into the Promised Land**—Numbers 13:1–14:23 ..... 99

**Lesson 9: Balaam’s Donkey Talks**—Numbers 22:1-38 ..... 115

**Lesson 10: Joshua Becomes Leader of Israel**—Joshua 1:1-11 ..... 129

**Lesson 11: Joshua Sends Spies to Jericho**—Joshua 2:1-24 ..... 141

**Lesson 12: The Israelites Cross the Jordan River**—Joshua 3:1–4:24 ..... 153

**Lesson 13: God Gives Victory Over Jericho**—Joshua 6:1-27 ..... 167



# The future of Sunday school + family ministry is NOW.



No doubt about it, the world is changing. Families used to go to church every week. Kids used to have longer attention spans. Teachers used to have more time to prepare. And didn't our budgets used to be bigger?

Even the Sunday school Bible curriculum you used just a couple of years ago is already out of date. But there's one thing that's never changed: the need to grow families closer to Jesus.

That's why we created FaithWeaver NOW®, and it's different from anything you've ever seen before!

## **It combines Sunday school with family ministry.** ■■■■

Sure, you've seen Sunday school aimed at families. But FaithWeaver NOW actually hits the target by having everyone in the family learning about the same Scripture each week.

## **It's simpler and easier.** ■■■■

Sometimes change is a wonderful thing. Gone are the days when you needed to spend hours preparing your lessons and hunting for supplies. FaithWeaver NOW will have you and your team ready to go in a snap.

## **It's made for NOW.** ■■■■

Life is complicated and full of distractions. FaithWeaver NOW keeps faith on track through even the most frenzied lifestyles.

## **What makes FaithWeaver NOW the perfect curriculum for TODAY's church?**

- Families learn the same Bible passage in age-appropriate ways.
- Kids don't just hear the Word. They experience it.
- Simple and easy lessons fit even the busiest lives.
- Kids see God in their everyday world.
- The Scope & Sequence goes through the Bible every three years.
- You can customize it however you like, with both print and digital versions.




Create a vibrant family ministry that's new...that's wow...that's NOW. FaithWeaver NOW gives you a fresh strategy for being more successful than ever in bringing families closer to Jesus.

*Thom Schultz Joani Schultz*

Thom and Joani Schultz  
Chairman and Chief Creative Officer  
Group Publishing, Inc.





# The Israelites Cross the Red Sea

Exodus 13:17–14:31

Young children know all about fear. They live in a world of constant change, new ideas, and frightening images. At night when children are afraid, who do they run to? They run to Mom or Dad, of course. In the same way, God wants us to run to him with our fears, and he promises to be with us. Use this lesson to help children experience the concept of God being with them.



### ► Bible Point


God helps us when we're afraid.

### Key Verse

"The Lord is my shepherd, I shall not be in want" (Psalm 23:1).

### Weaving Faith Into Life

Children will remember that God is with them when they're afraid.


LESSON	WHAT CHILDREN DO	SUPPLIES	EASY PREP
<b>1</b> Getting Started <i>about 5 min.</i>	<b>Welcoming Song</b> Sing or listen to songs to welcome everyone to church.	CD player <b>Teacher Pack:</b> CD	
<b>2</b> Key Verse Activity <i>about 10 min.</i>	<b>God Gives</b> Think of things God gives them.	Bible	
<b>3</b> Bible Exploration <i>about 20 min.</i>	<b>Theo's News</b> Find out what a flashlight has to do with the Bible.	Surprise Box (any box will do), Theo puppet, CD player, flashlight <b>Teacher Pack:</b> CD	Place the flashlight in the Surprise Box, and hide the box where it's easily accessible.
	<b>Bible Time: Ocean Crossing</b> Pretend to be the Israelites walking through the desert and across the Red Sea.	Bible, flashlight, permanent markers, poly fiberfill, fan <b>Teacher Pack:</b> "The Israelites Cross the Red Sea" poster (from the Big Bible Poster Pack) 	

**Bold text** within the lesson is spoken text.



LESSON	WHAT CHILDREN DO	SUPPLIES	EASY PREP
<p><b>4</b></p> <p><b>Weaving Faith Into Life</b></p> <p><i>about 20 min.</i></p> <p><i>(Choose 2 centers.)</i></p>	<p><b>Center 1: God Is With Me</b> Paint pictures of how God has been with them.</p>	<p>My Bible Playground, CD player, newspaper, bowls of water, pencils, watercolors, paintbrushes, old T-shirts</p> <p><b>Teacher Pack:</b> CD</p>	<p>Remove the Lesson 1 pages from each My Bible Playground student book.</p> <p>Cover a table with newspaper.</p>
	<p><b>Center 2: A Fruit Split</b> Divide fruit for a snack to remind them of how God divided the Red Sea.</p>	<p>newspaper, a few kinds of fruit in large pieces, spoon, large bowl, paper plates, cups, plastic knives and forks, whipped topping, antibacterial gel (optional)</p>	<p>Cover a table with newspaper.</p>
	<p><b>Center 3: Dividing the Waters</b> Try to divide water using their hands.</p>	<p>newspaper, shallow pans, pitchers of water, 2 cups per child</p>	<p>Cover a table with newspaper.</p>
	<p><b>Center 4: Sea Walk</b> Form the walls of the sea as other kids crawl through the divided seas.</p>		
<p><b>5</b></p> <p><b>Lasting Impressions</b></p> <p><i>about 5 min.</i></p>	<p><b>Daily Challenges</b> Choose a Daily Challenge to apply God's Word.</p>	<p>My Bible Playground, washable markers</p>	
	<p><b>The "Together" Prayer</b> Stick together for a prayer.</p>		
	<p><b>Weaving Faith at Home</b> Talk about how to share what they learned with their families.</p>	<p>My Bible Playground</p>	<p>Tear out the letter to parents in the back of each My Bible Playground student book to give to parents when they pick up their children.</p>

**Bold text** within the lesson is spoken text.



# The Israelites Cross the Red Sea

Exodus 13:17–14:31

BIBLE BACKGROUND  
FOR LEADERS

## God Cares for His People

---

As the mass of more than 2 million Hebrews left Egypt, God knew that facing the warlike Philistines immediately would likely have made the Hebrews lose hope and turn back to Egypt. The pillar of cloud by day and pillar of fire by night must have been awesome and comforting.

## God’s Unusual Strategy

---

God instructed the Israelites to turn back somewhat toward Egypt and camp at a spot between Migdol and the Red Sea. God had a bigger plan than anyone else could know. Pharaoh would’ve been confident that he could easily defeat the Israelites.

The Israelites were slaves of the Egyptians only days prior to this event. They’d been beaten by the whips of the slave drivers and were familiar with the weapons the Egyptians carried. They must’ve realized that their fighting talents were nothing compared with the Egyptians’. And they were backed against the sea, with mountains on two sides and the Egyptians bearing down on them. The situation must’ve seemed hopeless.

## God Shows His Power

---

We can realize that God had all this planned. He knew that the people would be frightened. He knew that they would doubt him. But he also knew that his power would be remembered forever. God knew that he would prevail, that the Hebrews would be saved from Pharaoh, and that the result would be a people growing greatly in their faith in him.

It may seem odd that no record of this event has been found in Egyptian history. However, it’s likely that all records were wiped from the books because it would’ve been an embarrassment for the world to

know that mighty Egypt had been devastated by its own lowly slaves.

## The Jesus Connection

---

We live in troubled times when it’s easy for people to lose heart and feel hopeless and lost. But a relationship with Jesus can give us peace and joy. Jesus is our light in dark times.

When have you felt out of sorts and desperate to find some control over your situation? Perhaps the Israelites felt these things after they escaped from Egypt. Although they may not have recognized it at the time, eventually they were able to look back and see how God used that time to protect them and bring glory to himself.

What part of your life might God have his hand in now? What can you do to connect with God during times of fear and desperation? Take a few minutes to reflect on God’s hand in your life. Write your reflection here.

---

---

---

---

---

---

---

---

---

---

---

---

---

---

---

---

---

---

---

---

---

---

---

---







## Welcoming Song Supplies

CD player

### Teacher Pack

CD: "Praise the Lord"  
(Psalm 150:6)  
(track 10)

# 1 GETTING STARTED

## Welcoming Song

**Tip** Consistently use the same signal to announce a transition to the next activity. You could flip the lights off and on, use a train whistle, have a puppet rustling inside a bag, or sing cleanup songs. Keep it simple, consistent, and fun.

### What You'll Do ■■■■■■

As the children arrive, greet each child and welcome him or her with a smile. When it's time to begin, use your signal to bring the children together in a circle. Say: **I'm so glad you're all here. Today we'll learn about how God did miracles to help the Israelites cross the Red Sea. We'll also learn that ► GOD HELPS US WHEN WE'RE AFRAID and we can praise him for that. Let's sing a song about praising God.** Lead children in doing the motions and singing "Praise the Lord" (Psalm 150:6) (track 10 on the CD).


**Let everything that moves** (*wiggle*)  
**And everything that breathes** (*breathe out loudly*)  
**Praise the Lord.** (*clap hands*)  
**Praise the Lord.** (*clap hands*)

**From the rising of the sun** (*point to one end of the horizon*)  
**'Til the time that it goes down,** (*move hand across the sky to the opposite side*)  
**Praise the Lord.** (*clap hands*)  
**Praise the Lord.** (*clap hands*)

(Chorus)  
**Everybody, let's prai-ai-aise the Lord!**  
**Come on, let's prai-ai-aise the Lord.**  
**Let everything that lives** (*point to a friend*)  
**Sing praises to the Lord.** (*raise hands*)  
**Praise the Lord.** (*clap hands*)

**Let everything that walks** (*pretend to walk*)  
**And everything that runs** (*pretend to run*)  
**Praise the Lord.** (*clap hands*)  
**Praise the Lord.** (*clap hands*)

**No matter where you are,** (*point to feet*)  
**No matter where you've been,** (*use thumb to motion behind you*)  
**Praise the Lord.** (*clap hands*)  
**Praise the Lord.** (*clap hands*)



*(Repeat chorus 2x.)*

**Let everything that lives** *(point to a friend)*  
**Sing praises to the Lord.** *(raise hands)*  
**Praise the Lord.** *(clap hands)*

"Praise the Lord" (Psalm 150:6) by Jay Stocker. © 2005 Group Publishing, Inc. All rights reserved.

Say: **We're going to learn about how God helped some people who were really scared, and that can help us remember that ► GOD HELPS US WHEN WE'RE AFRAID, too. No matter what you're facing, God can help you. Let's find out what happened in the Bible.**

**2** KEY VERSE  
ACTIVITY

## God Gives

### What You'll Do ■■■■■■

Have kids sit in a circle. Open your Bible to Psalm 23:1, and show children the words. Tell kids that the Bible is God's special book.

Say: **Our Key Verse from the Bible, Psalm 23:1, says, "The Lord is my shepherd, I shall not be in want." This means God gives us everything we need no matter what's going on in our lives. Let's practice the Key Verse together.** Lead children in repeating the adapted Key Verse with you: **God gives me everything I need (Psalm 23:1).**

**Let's think about what our Key Verse means.** Have kids sit quietly and think of one thing God gives that begins with the same sound as the beginning of his or her first name. Allow time for children to think of ideas.

Say: **Now we'll go around the circle and tell each other our answers in the form of tongue twisters, beginning with the words "God gives."** Give an example such as "God gives Sally sunshine." Begin with yourself, and then the person to the right will go, continuing around the circle until you've gone all the way around.

When everyone has had a chance to share a tongue twister, explain that you're going to go around the circle again. This time each person should think of something God gives to the person on his or her right that also begins with the same sound as that person's first name. Encourage children to help one another and to think of as many things as possible for each child before moving on.



### God Gives Supplies

Bible





## Talk With Kids

Lead children in this discussion.

Ask:

- What was it like to think about ways God takes care of your needs?
- What's the difference between what you need and what you want?
- What are some ways you can thank God for giving you what you need?

Say: **Tell the person next to you one thing you have that you need.** Allow time, and then say: **Our Key Verse tells us that God gives us everything we need. Today we're going to learn about how God helped the Israelites when they were afraid. We'll learn how he gave them what they needed when they were afraid, and how**  
**► GOD HELPS US WHEN WE'RE AFRAID.**

## **3** BIBLE EXPLORATION

### Theo's News

#### Theo's News Supplies

Surprise Box (any box will do)  
 Theo puppet  
 CD player  
 flashlight

#### Teacher Pack

CD: "Here, Theo"  
 (track 3)

#### Theo's News Easy Prep

Place the flashlight in the Surprise Box, and hide the box where it's easily accessible.

## What You'll Do

Say: **Friends, it's time for Theo's News!** Have the children sit in a circle. Then begin "Here, Theo" (track 3 on the CD). When the CD segment ends, bring out the Surprise Box, and put the Theophilus the FaithRetriever puppet on your hand. Then follow along with the script.

**Theo:** Hi, everybody!

**Teacher:** Hey, Theo! It's great to see you. What's that you have with you?

**Theo:** Sometimes I get really scared, so I carry something special to help me in the dark.

**Teacher:** Let's look inside the Surprise Box to see what Theo dug up for us today.

*(Invite a child to open the Surprise Box, and have the kids pass the flashlight around the circle so everyone can see it up close. Give kids time to guess what they'll learn from the Bible today.)*

**Teacher:** Friends, when have you used a flashlight?

*(Pause for kids to answer your question.)*


**Teacher:** Theo, today we're going to learn about how the Israelites were afraid and needed a light to find their way through the desert. God made a special light and did miracles to help them!

**Theo:** Wow! That sounds really incredible. I carry this flashlight when I'm afraid in the dark, but I can't imagine what kind of night light God would make for thousands of people. It must've been awesome.

**Teacher:** Well, God didn't have a night light, but he did do something really incredible. God loves us, and he doesn't want us to be afraid. **► GOD HELPS US WHEN WE'RE AFRAID**, and we can talk to him anytime.

**Theo:** That's amazing! I guess if God is so amazing, maybe I don't need a flashlight so much anymore. You guys can hang on to it. I'm going home!

**Teacher:** Let's say goodbye to Theo.



Encourage the children to wave or say goodbye to Theo. Then put Theo away in a safe place for next week’s use.

### Talk With Kids ■■■■

Lead children in this discussion.

Ask:

- Tell about something you keep with you to help you when you’re afraid, like Theo’s flashlight.
- What other things do you often do when you’re afraid?
- What’s one way you can trust that God helps you when you’re afraid?

Say: **God has been helping people through scary and difficult situations for a very long time. When you hear what God did for the Israelites, it can help you feel certain that ► GOD HELPS US WHEN WE’RE AFRAID, too. No matter what’s happening in your life, you can trust God to help you. Let’s find out more of what happened with the Israelites.**

## Bible Time: Ocean Crossing

### What You’ll Do ■■■■

Open your Bible to Exodus 13:17–14:31, and show children the words. Tell kids that the Bible is God’s special book.

Say: **God set his people, the Israelites, free from slavery to Pharaoh and the Egyptians. Let’s pretend that we’re the Israelites going through the desert to our new home. It might be scary out here, but remember that ► GOD HELPS US WHEN WE’RE AFRAID.**

**God made a bright cloud for the Israelites to follow during the daytime and a big cloud of fire—kind of like our flashlight—for them to follow at night. Let’s pretend to follow God like the Israelites did.** Have the kids stand up.

Distribute pieces of poly fiberfill, and have kids form their pieces into a cloud like the one God used to protect his people. When they’re done, tell them it’s daytime in the hot desert, and lead the children around the room as they carry their clouds, pretending to hide behind them.

Then pretend it’s nighttime. Turn out the lights, have kids join their clouds together, and then tuck the flashlight inside the cloud. Turn on the flashlight so that the cloud glows. Ask a few willing kids to carry the cloud in front of the group as you keep the flashlight shining in the middle of it. Have the kids follow you around the room on a nighttime march to the Red Sea.

Say: **God used the pillar of fire and the cloud to guide the Israelites. The Israelites followed God during the daytime and nighttime. God helped them when they were afraid.** Turn the lights back on, and turn off the flashlight.



### Bible Time: Ocean Crossing Supplies

- Bible
- flashlight
- permanent markers
- poly fiberfill
- fan

#### Teacher Pack

“The Israelites Cross the Red Sea” poster (from the Big Bible Poster Pack)





Say: **When the Israelites came to the Red Sea, they couldn't go across it because it was too deep. They couldn't jump over it because it was too wide. So the Israelites decided to go to sleep behind God's protective pillar of fire.** Have kids place their clouds on the ground in one place—it will now be the Red Sea. Then have kids pretend to go to sleep.

Say: **In Egypt, Pharaoh became angry and wanted his slaves back, so he ordered his army to go after the Israelites and bring them back.**

**Wake up, Israelites!** Have the kids pretend to wake up. **The Israelites saw Pharaoh and his army coming to get them. They remembered their Red Sea problem, and they were so afraid! They didn't want to be Pharaoh's slaves again. What could they do?**

Ask:

- **What's a problem you've faced that you didn't know how to solve?**

Say: **They cried out to Moses, and Moses cried out to God. Tell a partner about a time you talked to God about a problem you had.** Allow time.

Say: **God didn't leave his people. God helped them when they were afraid. He did an amazing thing. God told Moses to point his walking stick at the Red Sea.** Have kids hold up make-believe walking sticks to the fluffy sea. Say: **All of a sudden God separated the deep waters so there was dry ground to walk on all the way to the other side!** Have a willing child turn the fan on and point it at the middle of the fiberfill. Lead kids through the place where the Red Sea used to be.

Say: **God helped the Israelites when they were afraid. Pharaoh and his army came after them, but all of the Israelites made it safely through the Red Sea to the other side.**


**The Egyptians started to go through on the dry ground, too, but the waters covered up Pharaoh and his army.** When the children are safely on the other side, tell them to look back. Have a couple of kids turn off the fan and push the fiberfill back in place.

Say: **Look, everyone! The walls of water are closing. Pharaoh can't get us anymore. Let's praise God and give a big cheer!** Lead the children in clapping and shouting "Yay, God!" Say: **The Israelites were safe and free! God had saved them once again!**

Lay out "The Israelites Cross the Red Sea" poster on the floor, and encourage children to gather around it.

Say: **This is what it might've looked like when God parted the water and the Israelites crossed the Red Sea. God helped them when they were afraid. God will help us when we're afraid, too. To help us remember that ► GOD HELPS US WHEN WE'RE AFRAID, let's write our names on the poster.**

Distribute a few permanent markers, and allow children to take turns writing their names on the poster.



### Talk With Kids

Lead children in this discussion.

Ask:

- What do you think about Pharaoh chasing the Israelites to try to hurt them?
- Tell about a scary time you've faced.
- What does God do for you when you're afraid?

Say: **God is so good! He saved the Israelites and protected them when they were afraid. When we follow God, we may face things that are bigger and scarier than we think we can deal with, but since we face those things with God, we can feel safe. ► GOD HELPS US WHEN WE'RE AFRAID, and we can trust him to take care of us when things seem out of our control.**



## **4** WEAVING FAITH INTO LIFE

Choose at least two of the learning centers to help reinforce today's Bible lesson. Gather the needed materials, and put the supplies in an out-of-sight area until you're ready for them. Allow the children to choose which center they'd like to explore first. Then circulate among the children as they create and explore. Encourage them to make connections between their activities and the Bible by asking them the questions included with each center's description.


### CENTER 1:

## God Is With Me

### What You'll Do

Say: **Moses and the Israelites had a lot to learn about following God, and they were just getting started when all this happened. God sure showed them quickly how he helps his people.**

**When we're afraid, we can praise God because we know ► GOD HELPS US WHEN WE'RE AFRAID. We're going to listen to a short song that will remind us of our Key Verse. Then you can paint a picture of a time you were afraid and God was with you.** Kids can begin painting their pictures after you play "Psalm 23" (track 4 on the CD) and lead kids in doing the motions as you sing together. While kids work on their paintings, play "Psalm 23" (track 4 on the CD) again.

 **The Lord is my shepherd.** *(walk in a circle, following one another)*  
**The Lord is my shepherd.** *(walk in a circle, following one another)*  
**The Lord is my shepherd.** *(walk in a circle, following one another)*  
**The Lord is my shepherd.** *(walk in a circle, following one another)*  
**The Lord is my shepherd.** *(walk in a circle, following one another)*

### Center 1: God Is With Me Supplies

- My Bible Playground  
 CD player  
 newspaper  
 bowls of water  
 pencils  
 watercolors  
 paintbrushes  
 old T-shirts  
**Teacher Pack**  
 CD: "Psalm 23" (track 4)

### Center 1: God Is With Me Easy Prep

- Remove the Lesson 1 pages from each My Bible Playground student book.  
  
 Cover a table with newspaper.





**I shall not be in want.** (*shake finger "no"*)  
**He makes me lie down in green pastures.** (*pretend to sleep*)  
**He leads me beside quiet waters.** (*ripple fingers as if making flowing water*)  
**He restores my soul.** (*take a deep breath*)  
**He restores my soul.** (*take a deep breath*)

**He guides me in paths of righteousness**  
**For his name's sake.**  
**Even though I walk through the valley** (*raise arms to form a valley*)  
**Of the shadow of death,**  
**I will fear no evil, for you are with me;** (*give self a hug*)  
**Your rod and your staff, they comfort me!**

**You prepare a table before me** (*pretend to set the table*)  
**In the presence of my enemies.**  
**You anoint my head with oil;** (*pretend to pour oil over your head*)  
**My cup overflows.**  
**My cup overflows.**

**Surely goodness and love will follow me** (*motion for someone to follow you*)  
**All the days of my life,**  
**And I will dwell in the house of the Lord**  
**Forever, forever!**

**The Lord is my shepherd.** (*walk in a circle, following one another*)  
**The Lord is my shepherd.** (*walk in a circle, following one another*)  
**The Lord is my shepherd.** (*walk in a circle, following one another*)  
**The Lord is my shepherd.** (*walk in a circle, following one another*)

"Psalm 23" by Jay Stocker. © 2006 Group Publishing, Inc. All rights reserved.


## Talk With Kids ■■■■

Lead children in this discussion.

Ask:

- Tell about the picture you painted.
- What's the best thing about having God with you when you're scared?

Say: **We all feel afraid sometimes, but ► GOD HELPS US WHEN WE'RE AFRAID.**  
**God helped the Israelites when they were stuck in a bad situation. God was the one who led them there, and he had a plan to help them all along. We can trust God to take care of us all the time. He has bigger plans than we can ever really understand, but we can trust that they are good plans and trust God to help us.**



**CENTER 2:**

# A Fruit Split

## What You'll Do

Have children clean their hands. Then gather everyone around the table.

Say: **God divided the water in the Red Sea so his people could cross the sea on dry ground. We're going to divide some fruits in half.** Set out supplies. Let children choose some soft fruits they would like to cut in half for their fruit splits. Show kids how to hold their knives and forks to cut up the fruit pieces. Encourage kids to continue cutting the fruit in half until they have bite-size pieces. Carefully supervise kids to make sure they're cutting properly so they don't get hurt.

After they finish cutting the fruit, have kids put the pieces in a large bowl, and let them take turns gently mixing the fruit. Have children scoop some of the fruit into their cups and add a spoonful of whipped topping.

Suggest that kids can use their forks to make a division in the middle of the snack inside the cups the way God divided the Red Sea. As they enjoy eating their fruit snacks, remind children that God split the waters of the Red Sea so the Israelites could walk across safely.

## Talk With Kids

Say: **God may not have to split the waters of a sea for us to get across, but ► GOD HELPS US WHEN WE'RE AFRAID** anytime we ask him to. **God is always there for us, just like he was there for the Israelites. We can trust God and let him take care of the things that scare us.**

**CENTER 3:**

# Dividing the Waters

## What You'll Do

Say: **God made a path through water without making a tunnel or bridge. He just walked those Israelites right through the middle of the sea. Let's try to divide water and see how we do.**

Set out shallow pans, pitchers of water, and cups on the table. Have kids pour some water into the shallow pans and use their hands, cups, or other solid things to try to divide the water and make a dry path through the water.

Let kids work in pairs (or individually), gently pouring some water from the pitcher into their empty cups. Encourage kids to pour the water back and forth between the cups to make two cups with equal amounts of water. Remind children that God divided the waters of the Red Sea so the Israelites could walk across on dry land.



## Center 2: A Fruit Split Supplies

- newspaper
- a few kinds of fruit in large pieces
- spoon
- large bowl
- paper plates
- cups
- plastic knives and forks
- whipped topping
- antibacterial gel (optional)

### ! ALLERGY ALERT

## Center 2: A Fruit Split Easy Prep

Cover a table with newspaper.

## Center 3: Dividing the Waters Supplies

- newspaper
- shallow pans
- pitchers of water
- 2 cups per child

## Center 3: Dividing the Waters Easy Prep

Cover a table with newspaper.







## Talk With Kids ■■■■

Lead children in this discussion.

Ask:

- What was easy or difficult about dividing the water?
- What do you think about how God divided the water?
- What do you think about the ways God helps you?

Say: God has promised to always be with us, and ► **GOD HELPS US WHEN WE'RE AFRAID.** God helped the Israelites when they were afraid, and they were able to see his mighty power because they trusted him. We can trust God all the time, and he will help us all the time. The next time you're scared, talk to God about it!

## ■ CENTER 4:

# Sea Walk

## What You'll Do ■■■■■■

Say: God used his incredible power to help the Israelites. God helps us in all kinds of ways. When we remember how powerfully God helped the Israelites, we can trust him to help us in our lives. Let's play a game to help us remember what God did and what he can do.

Have kids form three groups. One group will be the Red Sea. Another group will be the Israelites (the Israelites can choose someone to be Moses). And the final group will be the Egyptians.

Say: **Red Sea, form two lines facing each other.** It's okay if there are just two people on the Red Sea team. **Israelites, stand on one side of the Red Sea. Egyptians, stand across the room.** Have the Red Sea kids hold hands across the gap between them.

Say: **Moses, when the Egyptians start chasing you, pretend to stick your staff on the ground in front of the Red Sea. When Moses does that, the Red Sea will raise their hands and the Israelites will run under the tunnel. Egyptians, chase the Israelites.** Speak quietly to the Red Sea, telling them that when the Egyptians get to the sea, the Red Sea will lower their arms and catch the Egyptians.


Play a few rounds, having groups switch roles, as time and interest allow.

## Talk With Kids ■■■■

Lead children in this discussion.

Ask:

- What about this game can help you remember how God helped the Israelites?
- In what ways can that help you remember that God will help you, too?
- What's something you need God's help with right now? In what ways can you look for God's help?



Say: **The Israelites were safe even in a situation that seemed scary. God was with them, and he was helping them all along. No matter what situation we face, we know ► GOD HELPS US WHEN WE'RE AFRAID. We don't need to be afraid because fear really doesn't help at all. Trusting God *does* make a difference, and it's the best thing we can do.**

.....



**5** LASTING  
IMPRESSIONS

## Daily Challenges

### What You'll Do ■■■■■■

After the children have cleaned up the centers, sit with kids in a circle on the floor. Review the lesson activities and the Bible Point, and then encourage the children to share what they enjoyed learning from the Bible today.

Also use this time to challenge kids in their faith. Encourage them to choose a Daily Challenge for applying today's lesson to their lives throughout the week. Use this challenge to encourage your children's growing relationships with Jesus.

### Talk With Kids ■■■■

Say: **Today we learned that ► GOD HELPS US WHEN WE'RE AFRAID. I'd like each of you to choose one of these Daily Challenges to practice trusting God when you're afraid.**

Give kids these three Daily Challenge ideas to choose from:

- 1. Make a small paper book with pictures of your family in it. Look through the book and thank God for giving you each person in your family to help you when you're afraid.**
- 2. Make up a song about how God helps you when you're afraid, and sing it to a friend.**
- 3. Ask your mom or dad to tell you about a time she or he was scared. Listen and learn how your parents trusted God to help them, and think of ways you can trust God, too.**

Say: **If you want to make a book, circle choice number 1. If you want to make up a song, circle choice number 2. If you want to hear a story, circle choice number 3.** Check that each child circled a choice on his or her My Bible Playground page. Make sure you tell kids the challenge you choose. Your commitment will inspire children and will give them an opportunity to see God at work in your life as well as in theirs!

### Daily Challenges Supplies

.....

My Bible Playground  
washable markers





## The “Together” Prayer

### What You’ll Do

Say: **We’re going to hold hands and pray together to help us remember to trust God when we’re afraid. ► GOD HELPS US WHEN WE’RE AFRAID so we can be strong and courageous.**

Have kids hold hands in a circle and take turns leaning a little to test the strength of the circle they’re standing in.

Pray: **Dear God, thank you for helping us when we’re afraid. We love you! In Jesus’ name, amen.**

## Weaving Faith at Home

Send the letter to parents home with your kids or give it to parents when they pick up their children. This is a great way to show families they’re important to your church and to support their role as spiritual leaders to their children.

Have children take home their My Bible Playground pages whether they worked on them or not. Have the children tell their parents the challenge they committed to in the “Daily Challenges” activity. Encourage parents to help their kids fulfill this commitment throughout the week. By working together and focusing on the same goals, you and parents can help children weave faith into their lives!

Talk to your Director about emailing the FREE FamilyConnect to all your church’s families. Available at [group.com/digital](http://group.com/digital).

### Weaving Faith at Home Supplies

.....  
My Bible Playground

### Weaving Faith at Home Easy Prep

.....  
Tear out the letter to parents in the back of each My Bible Playground student book to give to parents when they pick up their children.

FaithWeaver NOW is for today's Sunday school teachers. It's developed by real Sunday school teachers, examined by real ministry leaders, and tested and approved by thousands of churches so you get great lessons that work with today's families.

*This quarter you'll explore these Bible passages:*


	BIBLE CONTENT/SCRIPTURE	KEY VERSE	BIBLE POINT
WEEK 1	The Israelites Cross the Red Sea (Exodus 13:17-14:31)	"The Lord is my shepherd, I shall not be in want" (Psalm 23:1).	God helps us when we're afraid.
WEEK 2	God Sends Quail and Manna (Exodus 16:1-26)		God gives us what we need.
WEEK 3	God Provides Water (Exodus 17:1-7)		God always loves us.
WEEK 4	God Gives the Ten Commandments (Part 1) (Exodus 19:16-20:21)	"You shall have no other gods before me" (Exodus 20:3).	Obey God.
WEEK 5	God Gives the Ten Commandments (Part 2) (Exodus 19:16-20:21)		God says to treat others kindly.
WEEK 6	The Israelites Worship a Golden Calf (Exodus 32:1-25)		Worship only God.
WEEK 7	The Israelites Build the Tabernacle (Exodus 35:4-36:38)		We all can serve God.
WEEK 8	Moses Sends Spies Into the Promised Land (Numbers 13:1-14:23)		"Have I not commanded you? Be strong and courageous. Do not be terrified; do not be discouraged, for the Lord your God will be with you wherever you go" (Joshua 1:9).
WEEK 9	Balaam's Donkey Talks (Numbers 22:1-38)	"Humble yourselves, therefore, under God's mighty hand, that he may lift you up in due time. Cast all your anxiety on him because he cares for you" (1 Peter 5:6-7).	Pay attention to God.
WEEK 10	Joshua Becomes Leader of Israel (Joshua 1:1-11)		God is with us.
WEEK 11	Joshua Sends Spies to Jericho (Joshua 2:1-24)		Believe in God.
WEEK 12	The Israelites Cross the Jordan River (Joshua 3:1-4:24)		Remember to thank God.
WEEK 13	God Gives Victory Over Jericho (Joshua 6:1-27)		God is powerful.

### PLUS...

Access all these **FREE FaithWeaver NOW digital resources** at [group.com/digital](http://group.com/digital):

- **FREE digital copies of Teacher Guides** in Word and PDF format so you can easily customize any lesson to your ministry. Sharing lessons with busy volunteers couldn't be easier! *See inside for activation code.*
- **A FREE downloadable Director Manual** to help you structure your program for maximum effectiveness.
- **FREE weekly FamilyConnect pages** you can print out or email to parents to help families grow together in faith throughout the week.

### Don't forget...



**\*Get a colorful, age-appropriate student book for every child! Each week, you'll get...**

- Engaging activities that bring the Bible to life for every child
- Easy faith conversation-starters for kids to take home
- Meaningful at-home activities for families to dig into Scripture

**\*You'll need one per child. Sold separately.**



**THIS IS A SAMPLE**  
**The number of pages is limited.**

Purchase the item for the complete version.

