



# FAITHWEAVER

Weaving faith into today's families **NOW**<sup>®</sup>



**SPRING  
SUNDAY SCHOOL**

**PRE-K&K** AGES 5&6  
**TEACHER GUIDE**

**Group**

# FAITHWEAVER

Weaving faith into today's families **NOW**<sup>®</sup>

**SPRING  
SUNDAY SCHOOL**

**PRE-K&K** AGES  
5&6  
**TEACHER GUIDE**



**YOUR ACTIVATION CODE IS NOW LOCATED INSIDE THE TEACHER PACK!**

*Group*

## Group resources really work!

This Group resource incorporates our R.E.A.L. approach to ministry. It reinforces a growing friendship with Jesus, encourages long-term learning, and results in life transformation, because it's:



### Relational

Person-to-person interaction enhances spiritual growth and builds Christian friendships.

### Experiential

What we experience through action and discussion sticks with us up to 9 times longer than what we simply hear or read.

### Applicable

The aim of ministry is to equip people to be both hearers and doers of God's Word.

### Lifelong

Experiences transform the heart, moving faith beyond the walls of church and into everyday life for years to come.

## Group

[group.com/sunday-school](http://group.com/sunday-school)

### We know you care about kids...

We do, too!

That's why we attempt to ensure that all crafts, toys, and gizmos meet or exceed national safety standards—and are produced by manufacturers that don't use child labor or abuse their labor force. You can order Group resources knowing that in addition to caring for *your* kids, you're also caring for children elsewhere.

### Let's keep kids safe!

We strive to provide products that are mechanically reliable and hold together during normal, intended usage. Items are also checked for flammability, and both paint and surface coatings are checked for heavy metals—including lead.

You can help your children stay safe by seeing that toys and gizmos are used as designed, for the purposes designed, and that any broken pieces are disposed of promptly and properly. We value your feedback. If you become aware of a problem affecting the safety of any of our products, please inform us immediately.

### FaithWeaver NOW® Bible Curriculum, Pre-K & K/Ages 5 & 6, Spring

Copyright © 2000 and 2016 Group Publishing, Inc.

All rights reserved. No part of this book may be reproduced in any manner whatsoever without prior written permission from the publisher, except where noted in the text and in the case of brief quotations embodied in critical articles and reviews. For information, visit [group.com/permissions](http://group.com/permissions).

**OK TO COPY** When you see the OK TO COPY icon, this means permission to photocopy the page from FaithWeaver NOW® Bible Curriculum for Pre-K & K, Spring, is granted for local church use. Copyright © Group Publishing, Inc. [group.com](http://group.com)

### Credits

Authors: Linda A. Anderson, Lorie Barnes, Gwyn Borcharding, Karen Choi, Jan Kershner, Julie Lavender, Pamela Ann Malloy

Editors: Stephanie Martin, Amy Nappa, Jessica Sausto, Owen Shattuck, Ali Thompson

Copy Editors: Lyndsay Gerwing, Becky Helzer, Sarah Yepishin, Andrea Zimmerman

Chief Creative Officer: Joani Schultz

Cover Design and Art Direction: Jeff Spencer

Interior Design Team: Jared Bigham, Jeff Brunacci, Joyce Douglas, Kate Elvin, Suzi Jensen, Dolly Palmer, Rebecca Swain


Illustrator: Matt Wood

Cover Photographer: Rodney Stewart

All Scripture quotations, unless otherwise indicated, are taken from the Holy Bible, New International Version®, NIV®. Copyright ©1973, 1978, 1984 by Biblica, Inc.™ Used by permission of Zondervan. All rights reserved worldwide. [zondervan.com](http://zondervan.com)

ISBN 978-1-4707-6637-5

Printed in the United States of America.



# Contents

**Introduction**..... 4

## **The Lessons**

**Lesson 1: Jesus Teaches About Good Fruit—Luke 6:43-45**..... 5

**Lesson 2: Jesus Tells the Parable of the Lost Son—Luke 15:11-32**..... 15

**Lesson 3: Jesus Washes the Disciples’ Feet—John 13:1-17**..... 27

**\*Lesson 4: Jesus Is Tried and Crucified—Luke 19:28-40; 23:1-49**..... 39

**\*Lesson 5: Jesus Appears to Mary—John 20:1-18**..... 51

**Lesson 6: Apostles Defend Their Faith—Acts 5:12-42**..... 61

**Lesson 7: Saul Meets Jesus Near Damascus—Acts 9:1-20**..... 73

**Lesson 8: Peter Raises Tabitha From the Dead—Acts 9:36-43**..... 83

**Lesson 9: An Angel Frees Peter From Jail—Acts 12:1-18**..... 93

**Lesson 10: Lydia Is Converted—Acts 16:9-15**..... 105

**Lesson 11: Paul’s Jailer Believes in Jesus—Acts 16:16-34**..... 117

**Lesson 12: Paul Describes Living by God’s Spirit—Romans 8:9-17**..... 129

**Lesson 13: Paul Describes Genuine Love—1 Corinthians 13:1-13**..... 141

\* We recommend starting the quarter so that Lessons 4 and 5 align with the dates of Palm Sunday and Easter Sunday. Visit the Digital Download Center for a suggested schedule.



# The future of Sunday school + family ministry is NOW.



No doubt about it, the world is changing. Families used to go to church every week. Kids used to have longer attention spans. Teachers used to have more time to prepare. And didn't our budgets used to be bigger?

Even the Sunday school Bible curriculum you used just a couple of years ago is already out of date. But there's one thing that's never changed: the need to grow families closer to Jesus.

That's why we created FaithWeaver NOW®, and it's different from anything you've ever seen before!

## **It combines Sunday school with family ministry.** ■■■■

Sure, you've seen Sunday school aimed at families. But FaithWeaver NOW actually hits the target by having everyone in the family learning about the same Scripture each week.

## **It's simpler and easier.** ■■■■

Sometimes change is a wonderful thing. Gone are the days when you needed to spend hours preparing your lessons and hunting for supplies. FaithWeaver NOW will have you and your team ready to go in a snap.

## **It's made for NOW.** ■■■■

Life is complicated and full of distractions. FaithWeaver NOW keeps faith on track through even the most frenzied lifestyles.

## **What makes FaithWeaver NOW the perfect curriculum for TODAY's church?**

- Families learn the same Bible passage in age-appropriate ways.
- Kids don't just hear the Word. They experience it.
- Simple and easy lessons fit even the busiest lives.
- Kids see God in their everyday world.
- The Scope & Sequence goes through the Bible every three years.
- You can customize it however you like, with both print and digital versions.




Create a vibrant family ministry that's new...that's wow...that's NOW. FaithWeaver NOW gives you a fresh strategy for being more successful than ever in bringing families closer to Jesus.

*Thom Schultz Joani Schultz*

Thom and Joani Schultz  
Chairman and Chief Creative Officer  
Group Publishing, Inc.





# Jesus Teaches About Good Fruit

Luke 6:43-45

Five- and six-year-olds love to watch things grow and change. However, they think of growth in physical terms and have a hard time understanding the concept of mental or spiritual growth. Let children know that Jesus helps our minds grow mentally and spiritually when we learn new words, find out something new about God, and when we practice being like Jesus. Help children understand that the more we learn about God, the more God helps us grow.



**► Bible Point**  
God helps us grow.

**Key Verse**  
"You are a forgiving God, gracious and compassionate, slow to anger and abounding in love" (Nehemiah 9:17).

**Weaving Faith Into Life**  
Children will ask God to help them grow.

LESSON	WHAT CHILDREN DO	SUPPLIES	EASY PREP
<b>1</b> Getting Started <i>about 10 min.</i>	<b>Welcoming Song</b> Sing a song welcoming all their classroom friends.	CD player <b>Teacher Pack:</b> CD	
<b>2</b> Key Verse Activity <i>about 10 min.</i>	<b>Forgiving God</b> Draw pictures to remind them of the Key Verse.	Bible, paper, crayons	
<b>3</b> Bible Exploration <i>about 15 min.</i>	<b>Theo's News</b> Find out what fruit has to do with the Bible story.	CD player, Surprise Box, Theo puppet, 1 rotten banana, 1 ripe banana <b>Teacher Pack:</b> CD	Place both bananas in the Surprise Box, and hide the box where it's easily accessible.
	<b>Bible Time</b> Learn how God wants us to grow and bear good fruit.	Bible, clear resealable bags, apples, grapes cut in half	Place the grape halves in one bag. Cut the apples, and place them in the other bag, leaving it open so they brown.

*Bold text within the lesson is spoken text.*



LESSON	WHAT CHILDREN DO	SUPPLIES	EASY PREP
<p style="text-align: center;"><b>4</b></p> <p style="text-align: center;"><b>Weaving Faith Into Life</b> <i>about 20 min.</i> <i>(Choose 2 centers.)</i></p>	<p><b>Center 1: Growing in God's Garden</b> Use fruit stickers to make a fruit tree.</p>	My Bible Playground, scratch 'n' sniff fruit stickers	Remove the Lesson 1 pages from each My Bible Playground student book.
	<p><b>Center 2: A Growing Snack</b> Make a snack, and say good things about Jesus.</p>	paper plates, licorice ropes, gummy fruit candies	
	<p><b>Center 3: This Little Tree of Mine</b> Sing a song, and pretend to be a growing tree.</p>		
	<p><b>Center 4: Fruit Paintings</b> Use fruit-shaped stamps to make paintings as reminders of today's Bible story.</p>	sponges, scissors, paper, tempera paint	Cut at least one sponge in a basic fruit shape per child.
<p style="text-align: center;"><b>5</b></p> <p style="text-align: center;"><b>Lasting Impressions</b> <i>about 5 min.</i></p>	<p><b>Daily Challenges</b> Choose a Daily Challenge to apply God's Word.</p>	My Bible Playground	
	<p><b>"Growing" Prayer</b> Pretend to grow as they say a prayer.</p>		
	<p><b>Weaving Faith at Home</b> Talk about how to share what they learned with their families.</p>	My Bible Playground	Tear out the letter to parents from the back of each My Bible Playground book to give to parents when they pick up their children.

**Bold text** within the lesson is spoken text.









### Welcoming Song Supplies

CD player

#### Teacher Pack

CD: "It's Good to Have  
You" (track 2)

### Forgiving God Supplies

Bible  
paper  
crayons

## 1 GETTING STARTED

### Welcoming Song

**Tips** Don't know the melodies to the songs in this guide? Download the 99-cent Kids Songs app by Alkeo and play the tunes for 200+ common children's songs.

Consistently use the same signal to announce a transition to the next activity. You could flip the lights off and on, use a train whistle, have a puppet rustling inside a bag, or sing cleanup songs. Keep it simple, consistent, and fun.

#### What You'll Do

As the children arrive, greet each child and welcome him or her with a smile. When it's time to begin, use your signal to bring the children together in a circle.

Play "It's Good to Have You" (track 2 on the CD) to the tune of "Oh Where, Oh Where Has My Little Dog Gone?" and lead children in doing the motions.

**It's good to have you in church today.** (*Have the children stand in a circle, hold hands, and swing hands back and forth.*)

**Let's sing, let's learn, and let's pray.** (*Cup hands around mouth, point to your head, and then make praying hands.*)

**We'll make new friends, and we'll have so much fun.** (*Shake a friend's hand.*)

**We're glad you've joined us today!** (*Hold hands in a circle, and swing hands back and forth.*)

(Repeat 2x.)

Say: **It makes God so happy when we come together to praise and worship him. And I'm so happy that all of you are here today.**

## 2 KEY VERSE ACTIVITY

### Forgiving God

#### What You'll Do

Have the children form a circle and sit down. Open your Bible to Nehemiah 9:17, and show children the words.





Say: **Our Key Verse from the Bible is Nehemiah 9:17, which says, “You are a forgiving God, gracious and compassionate, slow to anger and abounding in love.” This means that God forgives us and always loves us. Let’s say it together.** Lead the children in repeating this simplified version of the Key Verse with you: **God forgives us and always loves us.**

Have the children each draw a picture of a heart. Tell kids that the heart drawing can remind them of God’s love and forgiveness.

### Talk With Kids ■■■■

Lead kids in this discussion.

Ask:

- How do you feel when you do something wrong and your parents forgive you?
- Why do you think God forgives us when we’re sorry for the bad things we do?

Say: **God forgives us because he loves us. He always loves us—that’s what the Bible says! God forgives us and always loves us. Let’s draw pictures to remind us of our Key Verse.**

## 3 BIBLE EXPLORATION

### Theo’s News

#### What You’ll Do ■■■■

Say: **Friends, it’s time for Theo’s News!** Have the children sit in a circle. Then begin “Here, Theo” (track 3 on the CD). When the CD segment ends, bring out the Surprise Box, and put the Theophilus the FaithRetriever puppet on your hand. Then follow along with the script.

**Theo:** Hi, everybody!

**Teacher:** Hello, Theo! Tell us what interesting news you’ve dug up about the Bible today.

**Theo:** I hid it in the Surprise Box.

**Teacher:** Let’s look inside to see what Theo dug up for us today.

*(Choose a child to open the Surprise Box, and have children pass the bananas around the circle so kids can see, feel, and smell them. Give children time to guess what the Bible story might be about.)*

**Teacher:** Which banana would you like to eat? Why?

*(Pause while children respond.)*

**Teacher:** Theo, why did you hide bananas in our Surprise Box today?

**Theo:** Today in our Bible story, Jesus tells his disciples about good fruit and bad fruit.

The story teaches us how ► **GOD HELPS US GROW.**



#### Theo’s News Supplies

- CD player
- Surprise Box (any box will do)
- Theo puppet
- 1 rotten banana
- 1 ripe banana
- Teacher Pack**
- CD: “Here, Theo” (track 3)

#### ALLERGY ALERT

#### Theo’s News Easy Prep

Place both bananas in the Surprise Box, and hide the box where it’s easily accessible.





## Bible Time Supplies

Bible  
clear resealable bags  
apples  
grapes cut in half

## ! ALLERGY ■ ALERT

## Bible Time Easy Prep

Place the grape halves  
in one bag. Cut the  
apples and place them  
in the other bag, leaving  
it open so they brown.

**Teacher:** Let's hear the story! Children, let's say goodbye to Theo.

Have Theo and the children exchange goodbyes, and then put Theo out of sight.

# Bible Time

## What You'll Do ■■■■■■

Open your Bible to Luke 6:43-45, and show the children the words.

Say: **Today's Bible story tells us that ► GOD HELPS US GROW. Jesus walked everywhere with his disciples.** Have children hold hands and walk around the classroom.

**Between each town, they traveled past vineyards and farms.** Lead the children between tables and chairs. **One day Jesus stood on a big flat area.** Stop and feel the flat ground. **All of the disciples gathered around Jesus along with lots and lots of people from far away towns.** Lead the children back to the Story Time area and have kids sit in a circle. **The people had come to have Jesus heal them, and they wanted to hear what Jesus had to say about God. Jesus began to tell the people about the importance of living for God. He wanted the disciples to know that we can grow like good fruit when we learn more about God.** Bring out the bags of good and bad fruit. Hold up the bag of good fruit.

**Jesus reminded his disciples that good fruit only grows on good, healthy trees.** Have the children stand up and show you what they think a healthy tree looks like with its branches growing tall. Then hold up the bag of brown fruit.

**Jesus said that a sick tree can only produce bad fruit.** Have the children show you what a sick tree might look like with its wilting branches.

Say: **Jesus also said that every tree produces only the kind of fruit God made it to produce.**

Ask:

- **What kind of fruit grows on an apple tree? a pear tree? a lemon tree? a grapevine?**
- **Have you ever seen a banana growing on an apple tree? Why not?**

Say: **God made each kind of tree to have its own fruit. Jesus told the disciples that God wanted to help them grow, too, just as plants grow. If they let God help them, they would bear good fruit and grow bigger and bigger.** Hold up the two bags of fruit.

Ask:

- **Which kind of fruit would you like to be? Why?** Let each child point and name the fruit he or she would like to be and tell why.



Say: **When we sin, it's like we start turning rotten on the inside like this fruit.** Hold up the bag of old fruit. **But when we ask Jesus to forgive our sins, ► GOD HELPS US GROW like this good fruit.** Hold up the bag of fresh fruit.

**Talk With Kids** ■■■■

Give kids the fruit. Help them understand that the apples aren't bad, that they've just browned a little. As they eat, lead them in this discussion.

Ask:

- **What good things do you know about God or Jesus?**

Say: **God wants us to learn more about him as we grow up. God promises to help us be kind toward others, just like good fruit is juicy and sweet! ► GOD HELPS US GROW.**

**4 WEAVING FAITH INTO LIFE**

Choose at least two of the learning centers to help reinforce today's Bible lesson. Gather the needed materials, and put the supplies in an out-of-sight area until you're ready for them. Allow the children to choose which center they'd like to explore first. Then circulate among the children as they create and explore. Encourage them to make connections between their activities and the Bible by asking them the questions included with each center's description.

**CENTER 1:**

**Growing in God's Garden**

**What You'll Do** ■■■■

Distribute the Lesson 1 pages from My Bible Playground, and let kids write their names on the pages. Set out a variety of scratch 'n' sniff fruit stickers. Let kids add several stickers to the tree on their student pages. Then encourage them to scratch and sniff the good-smelling fruit. Remind kids that ► **GOD HELPS US GROW.**

**Talk With Kids** ■■■■

Lead children in this discussion.

Ask:

- **What kinds of things does a tree need to grow?**
- **What are some of the good fruits (or good things) that we do for others?**

Say: **As we grow, God will make good things happen in our lives if we trust in him.**



**Center 1: Growing in God's Garden Supplies**

My Bible Playground scratch 'n' sniff fruit stickers

**Center 1: Growing in God's Garden Easy Prep**

Remove the Lesson 1 pages from each My Bible Playground student book.





## Center 2: A Growing Snack Supplies

paper plates  
licorice ropes  
gummy fruit candies

**! ALLERGY  
ALERT**

## CENTER 2: A Growing Snack


### What You'll Do

Have the children wash their hands before beginning. Hand out paper plates, thin licorice ropes (about a foot long), and fruit-shaped gummy candies. Let kids break their licorice ropes and arrange them on their plates to create trees full of branches. When the branches are in place, let kids put gummy fruits on their trees. Remind kids that **► GOD HELPS US GROW** and grow and grow! Choose a child to pray and thank God for providing the snacks.

## CENTER 3: This Little Tree of Mine

### What You'll Do

Teach kids "This Little Tree of Mine" (not on the CD) to the tune of "This Little Light of Mine." Choose a child to lead the group in pretending to be growing seeds turning into tall, healthy fruit trees. Have kids start bent over and crouched down close to the floor. Every time kids sing "help it grow," they can pretend to grow a little taller until they have shaped their bodies into tall, fruitful trees.

 **This little tree of mine,  
God's gonna help it grow.  
This little tree of mine,  
God's gonna help it grow.  
This little tree of mine,  
God's gonna help it grow,  
Help it grow, help it grow, help it grow.**

### Talk With Kids

Lead children in this discussion.

Ask:

- How do you feel when you grow taller?
- How does God help us to grow in him?
- What's one thing you remember about today's Bible story that has helped you grow taller and stronger in God?

Say: **► GOD HELPS US GROW** and live for him if we ask him to.



**CENTER 4:**

## Fruit Paintings

**What You'll Do**

Give each child a large piece of heavy white paper. Allow the children to stamp the fruits onto their papers. Encourage children to sort the fruit and put each kind in its own spot on their papers. Remind kids that the Bible tells us that each tree is recognized by its own fruit.

**Talk With Kids**

Lead children in this discussion.

Ask:

- What would it be like if lots of different fruit grew on one tree?
- How can you show that you're growing good things like kindness and love?

Say: **Jesus wants us to produce good fruit—not apples and bananas but things like love and joy. When we share God's love with others, it's like sharing a tasty piece of healthy fruit!**

**5 LASTING IMPRESSIONS**

## Daily Challenges

**What You'll Do**

After the children have cleaned up the centers, sit with kids in a circle on the floor. Review the lesson activities and the Bible Point, and then encourage the children to share what they enjoyed learning from the Bible today. Also use this time to challenge kids in their faith. Encourage them to choose a Daily Challenge for applying today's lesson to their lives this week. Use this challenge to encourage your children's growing relationships with Jesus.

**Talk With Kids**

Say: **Today we learned that ► GOD HELPS US GROW. I'd like each of you to choose one of these Daily Challenges to think about how God helps us grow.**

Give kids these three Daily Challenge ideas to choose from:

1. **Plant some seeds in a pot, and then ask God to help the seeds and *you* grow!**
2. **Curl up in a ball on your floor. Then slowly stand up and stretch your arms to the ceiling as you thank God for helping you grow.**
3. **Ask a parent to help you brainstorm things that grow: flowers, pets, people, trees, and more. Put your name at the bottom of the list, and then ask God to help you grow!**



**Center 4:  
Fruit Paintings  
Supplies**

sponges  
scissors  
paper  
tempera paint

**Center 4:  
Fruit Paintings  
Easy Prep**

Cut at least one sponge in a basic fruit shape per child.

**Daily Challenges  
Supplies**

My Bible Playground





Say: **If you want to plant seeds, circle choice number 1. If you want to curl up like a ball, circle choice number 2. If you want to brainstorm with your parents, circle choice number 3.** Check that each child circled a choice on his or her My Bible Playground page. Make sure you tell kids the challenge you choose. Your commitment will inspire children and will give them an opportunity to see God at work in your life as well as in theirs!

## “Growing” Prayer

### What You’ll Do

Direct the children to stand and lean over and touch their toes. As you lead the children in repeating the prayer together, have kids grow taller by slowly raising their hands up over their heads until they look like tall, healthy, shining trees for Jesus.

**Dear God,  
Help me to grow and grow and grow and grow.  
Help me be the best that I can show.  
In Jesus’ name, amen!**

## Weaving Faith at Home

Have children take home their My Bible Playground book pages whether they worked on them or not. Have the children tell their parents the challenge they committed to in the “Daily Challenges” activity. Encourage parents to help their kids fulfill this commitment throughout the week. By working together and focusing on the same goals, you and parents can help children weave faith into their lives!

Talk to your Director about emailing the FREE FamilyConnect to all your church’s families. Available at [group.com/digital](http://group.com/digital).

### Weaving Faith at Home Supplies

.....  
My Bible Playground

### Weaving Faith at Home Easy Prep

.....  
Tear out the letter to parents from the back of each My Bible Playground student book to give to parents when they pick up their children.

FaithWeaver NOW is for today's Sunday school teachers. It's developed by real Sunday school teachers, examined by real ministry leaders, and tested and approved by thousands of churches so you get great lessons that work with today's families.

*This quarter you'll explore these Bible passages:*

	BIBLE CONTENT/SCRIPTURE	KEY VERSE	BIBLE POINT
WEEK 1	Jesus Teaches About Good Fruit (Luke 6:43-45)	"You are a forgiving God, gracious and compassionate, slow to anger and abounding in love" (Nehemiah 9:17).	God helps us grow.
WEEK 2	Jesus Tells the Parable of the Lost Son (Luke 15:11-32)		God is loving and forgiving.
WEEK 3	Jesus Washes the Disciples' Feet (John 13:1-17)	"Christ died for us" (Romans 5:8).	God wants us to help others.
*WEEK 4	Jesus Is Tried and Crucified (Luke 19:28-40; 23:1-49)		Jesus died for us.
*WEEK 5	Jesus Appears to Mary (John 20:1-18)		Jesus is alive.
WEEK 6	Apostles Defend Their Faith (Acts 5:12-42)	"The prayer of a righteous man is powerful and effective" (James 5:16).	Tell others about Jesus.
WEEK 7	Saul Meets Jesus Near Damascus (Acts 9:1-20)		Jesus changes our lives.
WEEK 8	Peter Raises Tabitha From the Dead (Acts 9:36-43)		God hears our prayers.
WEEK 9	An Angel Frees Peter From Jail (Acts 12:1-18)		God's angels help us.
WEEK 10	Lydia Is Converted (Acts 16:9-15)		Everyone needs Jesus.
WEEK 11	Paul's Jailer Believes in Jesus (Acts 16:16-34)		Jesus saves us.
WEEK 12	Paul Describes Living by God's Spirit (Romans 8:9-17)		We can live for God.
WEEK 13	Paul Describes Genuine Love (1 Corinthians 13:1-13)	God's love is kind.	

\* We recommend starting the quarter so that Lessons 4 and 5 align with the dates of Palm Sunday and Easter Sunday. Visit the Digital Download Center for a suggested schedule.

### PLUS...

**Access all these FREE FaithWeaver NOW digital resources at [group.com/digital](http://group.com/digital):**

- **FREE digital copies of Teacher Guides** in PDF format so you can easily download any lesson for your ministry. Sharing lessons with busy volunteers couldn't be easier! *See inside kit for activation code.*
- **A FREE downloadable Director Manual** to help you structure your program for maximum effectiveness.
- **FREE weekly FamilyConnect pages** you can print out or email to parents to help families grow together in faith throughout the week.

### Don't forget...



**\*Get a colorful, age-appropriate student book for every child! Each week, you'll get...**

- Engaging activities that bring the Bible to life for every child
- Easy faith conversation-starters for kids to take home
- Meaningful at-home activities for families to dig into Scripture

**\*You'll need one per child. Sold separately.**





**THIS IS A SAMPLE**  
**The number of pages is limited.**

Purchase the item for the complete version.

