



# FAITHWEAVER

Weaving faith into today's families **NOW**<sup>®</sup>



**SUMMER  
SUNDAY SCHOOL**

**PRE-K&K** AGES 5&6  
**TEACHER GUIDE**

**Group**

# FAITHWEAVER

Weaving faith into today's families **NOW**<sup>®</sup>

**SUMMER  
SUNDAY SCHOOL**

**PRE-K&K** AGES  
5&6  
**TEACHER GUIDE**



**YOUR ACTIVATION CODE IS NOW LOCATED INSIDE THE TEACHER PACK!**

**Group**  
Real. Bold. Love.

## Group resources really work!

This Group resource incorporates our R.E.A.L. approach to ministry. It reinforces a growing friendship with Jesus, encourages long-term learning, and results in life transformation, because it's



### Relational

Learner-to-learner interaction enhances learning and builds Christian friendships.

### Experiential

What learners experience through discussion and action sticks with them up to 9 times longer than what they simply hear or read.

### Applicable

The aim of Christian education is to equip learners to be both hearers and doers of God's Word.

### Learner-based

Learners understand and retain more when the learning process takes into consideration how they learn best.

## Group

[group.com/sunday-school](http://group.com/sunday-school)

### We know you care about kids...

We do, too!

That's why we attempt to ensure that all crafts, toys, and gizmos meet or exceed national safety standards—and are produced by manufacturers that don't use child labor or abuse their labor force. You can order Group resources knowing that in addition to caring for *your* kids, you're also caring for children elsewhere.

### Let's keep kids safe!

We strive to provide products that are mechanically reliable and hold together during normal, intended usage. Items are also checked for flammability, and both paint and surface coatings are checked for heavy metals—including lead.

You can help your children stay safe by seeing that toys and gizmos are used as designed, for the purposes designed, and that any broken pieces are disposed of promptly and properly. We value your feedback. If you become aware of a problem affecting the safety of any of our products, please inform us immediately.

### FaithWeaver NOW® Bible Curriculum, Pre-K & K/Ages 5 & 6, Summer

Copyright © 2000 and 2015 Group Publishing, Inc.

All rights reserved. No part of this book may be reproduced in any manner whatsoever without prior written permission from the publisher, except where noted in the text and in the case of brief quotations embodied in critical articles and reviews. For information, visit [group.com/permissions](http://group.com/permissions).

**OK TO COPY** When you see the OK TO COPY icon, this means permission to photocopy the page from FaithWeaver NOW® Bible Curriculum for Pre-K & K, Summer, is granted for local church use. Copyright © Group Publishing, Inc. [group.com](http://group.com)

### Credits

Authors: Gwyn D. Borcharding, Teryl Cartwright, Ruthie Daniels, Julie Lavender, Carol Mader, Larry Shallenberger, Jan Marie Thompson

Editors: Erica L. Feucht, Scott Firestone IV, Jennifer Hooks, Stephanie Martin, Jessica Sausto, Ali Thompson,

Christine Yount Jones

Copy Editors: Lyndsay Gerwing, Deborah Helmers, Becky Helzer, Andrea Zimmerman

Chief Creative Officer: Joani Schultz

Cover Design and Art Direction: Jeff Spencer

Interior Design Team: Jared Bigham, Jeff Brunacci, Kate Elvin, Suzi Jensen, Randy Kady, Rebecca Swain

Cover Photographer: Rodney Stewart

All Scripture quotations, unless otherwise indicated, are taken from the Holy Bible, New International Version®, NIV®. Copyright © 1973, 1978, 1984 by Biblica, Inc.™ Used by permission of Zondervan. All rights reserved worldwide. [zondervan.com](http://zondervan.com)

ISBN 978-1-4707-6318-3

Printed in the United States of America.



# Contents

**Introduction** ..... 4

## **The Lessons**

**Lesson 1: God Tests Abraham**—Genesis 22:1-18 ..... 5

**Lesson 2: Isaac Marries Rebekah**—Genesis 24 ..... 19

**Lesson 3: Jacob Deceives Esau and Isaac**—Genesis 25:27-34; 27:1-40 ..... 35

**Lesson 4: Jacob Marries Leah and Rachel**—Genesis 29:15-30 ..... 49

**Lesson 5: Joseph Dreams Disturbing Dreams**—Genesis 37:1-11 ..... 63

**Lesson 6: Joseph’s Brothers Sell Him Into Slavery**—Genesis 37:12-36 ..... 79

**Lesson 7: Pharaoh Puts Joseph in Charge**—Genesis 39:20–41:49 ..... 93

**Lesson 8: Joseph Forgives His Brothers**—Genesis 42–45 ..... 107

**Lesson 9: God Protects Moses**—Exodus 1:1–2:10 ..... 123

**Lesson 10: Moses Meets God at the Burning Bush**—Exodus 2:11–3:20 ..... 137

**Lesson 11: The Israelites Receive Cruel Treatment**—Exodus 5:1–6:1 ..... 151

**Lesson 12: God Sends Plagues on Egypt**—Exodus 7:8–10:29 ..... 165

**Lesson 13: The Israelites Escape From Egypt**—Exodus 11:1–12:36 ..... 179



# The future of Sunday school + family ministry is NOW.



No doubt about it, the world is changing. Families used to go to church every week. Kids used to have longer attention spans. Teachers used to have more time to prepare. And didn't our budgets used to be bigger?

Even the Sunday school Bible curriculum you used just a couple of years ago is already out of date. But there's one thing that's never changed: the need to grow families closer to Jesus.

That's why we created FaithWeaver NOW®, and it's different from anything you've ever seen before!

## **It combines Sunday school with family ministry.** ■■■■

Sure, you've seen Sunday school aimed at families. But FaithWeaver NOW actually hits the target by having everyone in the family learning about the same Scripture each week.

## **It's simpler and easier.** ■■■■

Sometimes change is a wonderful thing. Gone are the days when you needed to spend hours preparing your lessons and hunting for supplies. FaithWeaver NOW will have you and your team ready to go in a snap.

## **It's made for NOW.** ■■■■

Life is complicated and full of distractions. FaithWeaver NOW keeps faith on track through even the most frenzied lifestyles.

## **What makes FaithWeaver NOW the perfect curriculum for TODAY's church?**

- Families learn the same Bible passage in age-appropriate ways.
- Kids don't just hear the Word. They experience it.
- Simple and easy lessons fit even the busiest lives.
- Kids see God in their everyday world.
- The Scope & Sequence goes through the Bible every three years.
- You can customize it however you like, with both print and digital versions.




Create a vibrant family ministry that's new...that's wow...that's NOW. FaithWeaver NOW gives you a fresh strategy for being more successful than ever in bringing families closer to Jesus.

*Thom Schultz Joani Schultz*

Thom and Joani Schultz  
Chairman and Chief Creative Officer  
Group Publishing, Inc.





# God Tests Abraham

Genesis 22:1-18

Five- and 6-year-olds are keenly aware of any disparity between what they're allowed to do as compared with the liberties of others around them. You may often hear them complain, "It's not fair!" when they're told not to do something their friends or peers are doing. Use this lesson to help children understand that our obedience pleases God, whether or not we fully understand the reasons behind everything he asks us to do—and what he asks us is always for our best in the end.



► **Bible Point**  
Obey God.


**Key Verse**  
"If any of you lacks wisdom, he should ask God, who gives generously to all without finding fault, and it will be given to him" (James 1:5).

**Weaving Faith Into Life**  
Children will obey God and authority figures.

LESSON	WHAT CHILDREN DO	SUPPLIES	EASY PREP
<b>1</b> Getting Started <i>about 10 min.</i>	<b>Welcoming Song</b> Sing or listen to songs to welcome everyone to church.	CD player <b>Teacher Pack:</b> CD	
<b>2</b> Key Verse Activity <i>about 10 min.</i>	<b>An Ask Task</b> Ask for wisdom and quickly obey.	Bible	
<b>3</b> Bible Exploration <i>about 15 min.</i>	<b>Theo's News</b> Find out what a dog treat has to do with the Bible.	Surprise Box (any box will do), Theo puppet, CD player, dog treat <b>Teacher Pack:</b> CD	Place the dog treat in the Surprise Box, and hide the box where it's easily accessible.
	<b>Bible Time: Abraham Obeys God</b> Follow challenging directions to learn how Abraham obeyed God.	Bible, CD player, about 10 jelly beans per child, resealable plastic bags, antibacterial gel (optional) <b>Teacher Pack:</b> CD	

*Bold text within the lesson is spoken text.*



LESSON	WHAT CHILDREN DO	SUPPLIES	EASY PREP
<p style="text-align: center;"><b>4</b></p> <p style="text-align: center;"><b>Weaving Faith Into Life</b> <i>about 20 min.</i> <i>(Choose 2 centers.)</i></p>	<p><b>Center 1: Obedient Puppets</b> Use craft-stick puppets to retell the events in the Bible passage.</p>	My Bible Playground, washable markers, scissors (several pairs), glue, 2 craft sticks and 2 cotton balls per child	Remove the Lesson 1 pages from each My Bible Playground student book.
	<p><b>Center 2: Playdough Surprise</b> Use edible playdough to show what happened to Abraham, and find out that obedience is a sweet surprise.</p>	copy of the “Edible Playdough Recipe” handout (at the end of this lesson); box of white cake mix; stick of butter or margarine, softened; flour; water; food coloring; resealable plastic bags; permanent marker; antibacterial gel (optional)	Follow the “Edible Playdough Recipe” handout to prepare the playdough.
	<p><b>Center 3: Obedience Race</b> Use a three-legged direction-following game to learn about obedience.</p>	tape, curling ribbon, scissors <b>Teacher Pack:</b> “Love One Another” poster 	Tape the “Love One Another” poster in a prominent place.
	<p><b>Center 4: Leading the Unwilling</b> Play a game of Tag in which everyone plays by different rules so they can learn about obeying God’s rules.</p>		
<p style="text-align: center;"><b>5</b></p> <p style="text-align: center;"><b>Lasting Impressions</b> <i>about 10 min.</i></p>	<p><b>Daily Challenges</b> Choose a Daily Challenge to apply God’s Word.</p>	My Bible Playground, washable markers	
	<p><b>Joyful Obedience Prayer</b> Pray for God’s help in being obedient this week.</p>		
	<p><b>Weaving Faith at Home</b> Talk about how to share what they learned with their families.</p>	My Bible Playground	Tear out the letter to parents from the back of each My Bible Playground student book.

*Bold text within the lesson is spoken text.*





# God Tests Abraham

Genesis 22:1-18

BIBLE BACKGROUND  
FOR LEADERS



A note about this lesson: You might be surprised that you've been asked to teach this Bible passage to children this age. Rest assured that for this age level, we've chosen to focus on the importance of God's sovereignty and Abraham's obedience. Help kids understand that God's will is best for them.

## A Preface for Today's Material

---

This account may seem horrifying if one doesn't study it carefully. It's hard to understand how our good God could command a parent to sacrifice a child. But if we examine the text, we can take comfort in knowing that God never intended for Abraham to sacrifice Isaac. The whole event was designed to test Abraham; it was a chance for him to grow his faith and learn about God's faithfulness.

## Abraham Obey's God's Command to Sacrifice His Son

---

Isaac was the embodiment of all of God's promises to Abraham. However, no matter how surprised or saddened he must have been, Abraham obeyed. The Bible says he set out the next day. When Abraham knew what God wanted him to do, he set out to do it.

Abraham's faith in God and his willingness to obey are truly amazing. Not only was he willing to sacrifice his son, but he maintained faith in God's promise about Isaac. He said to his servants, "We will come back to you" (Genesis 22:5). Somehow Abraham was confident that in spite of this recent command, God would preserve Isaac, through whom God had promised to make Abraham's descendants as numerous as the stars in the heavens!

## Abraham and Isaac Journey to the Place of Sacrifice

---

It took Abraham and Isaac three days to travel about 50 miles over rough, mountainous terrain. During the

trip, Abraham had time to think. Certainly questions flooded his mind: "What if God really does let Isaac die? What will I tell Sarah? Might this God I'm serving abandon me now after all these promises?" Abraham could easily have justified disobedience in this case—after all, this was the child God had promised to him and Sarah; maybe the voice he had heard wasn't God's after all. But whatever thoughts went through his mind, Abraham never swerved from his steadfast obedience.

## Isaac Also Obeyed God

---

The Bible tells us nothing of Isaac's thoughts or feelings during this trip. He must have noticed that his father was behaving strangely. But Isaac showed faith, too. He submitted to being placed on the altar in obedience to God's command.

## The Jesus Connection

---

God loves us and he loved Abraham. God's test helped Abraham realize his own commitment to God, and the tests in our lives can help strengthen and deepen our faith, too.

How can you trust God in the middle of trials and difficulty? Invite God into your decisions and challenges and trust him to lead you no matter what the road ahead looks like. You can write your prayer below.

---

---

---

---

---

---

---

---

---

---







## Welcoming Song Supplies


CD player

### Teacher Pack

CD: "Come On In"  
(track 2), "Be Careful"  
(verse 1) (track 3)


# 1 GETTING STARTED

## Welcoming Song

 **Tip** Consistently use the same signal to announce a transition to the next activity. You could flip the lights off and on, use a train whistle, have a puppet rustling inside a bag, or sing cleanup songs. Keep it simple, consistent, and fun.

### What You'll Do

As the children arrive, greet each child and welcome him or her with a smile. When it's time to begin, use your signal to bring the children together in a circle. Lead kids in doing the motions and singing "Come On In" (track 2 on the CD) to the tune of "Michael, Row the Boat Ashore."

 **Come on in and we'll praise God. Hallelujah!** (*motion to come; then greet a friend*)  
**Come on in and we'll praise God. Hallelujah!** (*greet another friend*)

**All together, we'll praise God. Hallelujah!** (*sway arms above head*)  
**All together, we'll praise God. Hallelujah!** (*continue swaying arms*)

**Clap your hands and we'll praise God. Hallelujah!** (*clap hands*)  
**Clap your hands and we'll praise God. Hallelujah!** (*continue clapping*)

**Spin around and we'll praise God. Hallelujah!** (*turn around*)  
**Spin around and we'll praise God. Hallelujah!** (*turn again*)

**Come on in and we'll praise God. Hallelujah!** (*motion to come; then greet a friend*)  
**Come on in and we'll praise God. Hallelujah!** (*greet another friend*)

**All together, we'll praise God. Hallelujah!** (*sway arms above head*)  
**All together, we'll praise God. Hallelujah!** (*continue swaying arms*)

Say: I'm so glad you're all here. Today we'll learn that our obedience pleases God, and that we ► **OBEY GOD. Let's sing a song about obeying God.** Lead children in doing the motions and singing "Be Careful" (verse 1) (track 3 on the CD) to the tune of "The Old Gray Mare."

 **Be careful to do** (*march in place*)


**What God has asked you to**

**Do-do-do-do-do-do,** (*jump up and down*)

**Do-do-do-do-do-do!**

**Be careful to do** (*march in place*)

**What God has asked you to.**




**Obey God each day.** (*bow on the word obey*)  
**Obey God each day. Obey God each day.** (*continue bowing*)  
**Be careful to do** (*march in place*)  
**What God has asked you to.**  
**Obey God each day.** (*bow on the word obey*)

Say: **It brings our hearts peace and joy when we ► OBEY GOD. We may not always know why it's important to obey God, but it's always the very best thing for us to do. We can use the Bible, adults we trust who love God, and the things we learn at church to help us know how to ► OBEY GOD.**



**2** KEY VERSE  
ACTIVITY

## An Ask Task

 **Tip** When it comes time to play the game, if your group has more than 8 children, split kids into groups of 5 to 8, and have teams race.

### What You'll Do

Have kids sit in a circle. Open your Bible to James 1:5, and show children the words. Tell kids that the Bible is God's special book.

Say: **Our Key Verse from the Bible, James 1:5, says, "If any of you lacks wisdom, he should ask God, who gives generously to all without finding fault, and it will be given to him" (James 1:5). That means that we ask God for wisdom. *Wisdom* means knowing how to make good choices, especially when things are tricky. Let's practice our Key Verse together.** Lead children in repeating the simplified Key Verse with you: **Ask God for wisdom (James 1:5).**

Say: **We ask God for wisdom for many reasons. We ask God for wisdom to know what to do in a difficult situation or to help us understand something that doesn't make sense. Our Key Verse tells us that God gives wisdom freely, so we only have to ask in order to have help.**

**Let's play a game to help us remember to ask God for wisdom and to ► OBEY GOD.** Have the kids stand in a circle, and choose someone to stand in the middle. Identify that child as "Wisdom." Give a different child a Bible to hold.

Say: **In this game, you'll pass the Bible around the circle.** Have kids quickly pass the Bible around the circle. Then say: **I'm going to add a twist. If you're holding the Bible you'll say "Ask God for wisdom" and Wisdom will give you a direction to follow, like "count to 10." When you finish following the direction, say "Obey God!"** Have Wisdom and the child holding the Bible demonstrate this process. Then have the child pass the

### An Ask Task Supplies

Bible





Bible to his or her neighbor who will repeat the process and follow a new command. Help Wisdom with ideas as needed. For example, Wisdom might say to walk quickly around the outside of the circle, twirl three times, or hum a tune. Check for understanding. Then encourage kids to obey Wisdom as quickly as possible.

When kids tire of the game or time runs out, sit with kids in a circle on the floor.

### Talk With Kids ■■■■

Lead children in this discussion.

Ask:

- n What was it like to obey directions as quickly as possible?
- n Tell about a time when you or someone else obeyed someone immediately.
- n What do you think is important about obeying right away?

Say: **It's important that we ► OBEY GOD immediately when we realize he wants us to do something. It pleases God when we obey him and it works out best for us, too. Our Key Verse says that God wants us to ask for wisdom. We can ► OBEY GOD by asking for wisdom anytime. Today we'll hear about a man who obeyed God right away when God asked him to do something.**

## 3 BIBLE EXPLORATION

### Theo's News

#### What You'll Do ■■■■

Say: **Friends, it's time for Theo's News!** Have the children sit in a circle. Then begin "Here, Theo" (track 4 on the CD). When the CD segment ends, bring out the Surprise Box, and put the Theophilus the FaithRetriever puppet on your hand. Then follow along with the script.

**Theo:** Hi, everybody!

**Teacher:** Hello, Theo! How are you?

**Theo:** Oh, I'm fine, I've been running and playing and now I just really, really, really, really wish I had something yummy to eat. Like a nice big bowl of dog food...doesn't that just sound fantastic?!

**Teacher:** Well, sorry to tell you this, but dog food sounds pretty bad to me, Theo. But I bet you'll really like what we have in our Surprise Box today.

**Theo:** Oh my goodness, is it a nice juicy steak? Is it something delicious? I think I can smell something with my doggie nose!

**Teacher:** Who wants to help Theo open the Surprise Box?

*(Invite a willing child to help Theo open the Surprise Box. Let Theo show excitement when he sees the dog treat in the box, but help the child keep it away from Theo. Have kids pass the dog treat around the circle so everyone can see it. Give kids time to guess what they'll learn from the Bible today.)*

#### Theo's News Supplies

Surprise Box (any box will do)

Theo puppet

CD player

dog treat

#### Teacher Pack

CD: "Here, Theo" (track 4)

#### Bible Exploration:

#### Theo's News Easy Prep

Place the dog treat in the Surprise Box, and hide the box where it's easily accessible.



**Theo:** Oh my, that looks so scrumptious. It’s exactly what I was hoping for! Maybe even better. I want to gobble it up right now.

**Teacher:** Kids, what kinds of instructions does a dog usually have to obey in order to get a treat?

*(Pause for kids to answer your question.)*

**Teacher:** Theo, when do you get a treat like this from someone?

**Theo:** Oh, I’d love to eat it without doing any work, but usually someone tells me to do something and I have to obey or I don’t get the treat. Sometimes it’s really hard for me to obey when all I want is to chow down.

**Teacher:** It’s kind of like when we ► **OBEY GOD**. Sometimes it’s not very easy to do what God wants, but we make God so happy when we obey him. Kids, who wants to ask Theo to do a trick so we can give him this treat?

*(Choose a willing child. Once Theo has done what he’s told, such as sit, lie down, speak, or roll over, have the child give Theo the treat.)*

**Theo:** *(speaking in a muffled voice because his mouth is full)* Have fun, boys and girls!

**Teacher:** Let’s say goodbye to Theo.

Encourage the children to wave or say goodbye to Theo. Then put Theo away in a safe place for next week’s use.

### Talk With Kids ■■■■

Lead children in this discussion.

Ask:

- n Tell about a time you gave an animal a treat.
- n What kinds of things do you like to receive when you obey?

Say: Theo really liked his treat from the Surprise Box, and when we ► **OBEY GOD**, it’s like a treat for us because it’s what’s best for us. Whether or not anyone says “good job” when we obey, it’s still best for us to obey God. Today we’ll learn about a man in the Bible named Abraham. Abraham obeyed God even when God asked him to do something really difficult.

## Bible Time: Abraham Obeys God

### What You’ll Do ■■■■■■

Have kids clean their hands, and then sit with kids in a circle on the floor. Open your Bible to Genesis 22 and show kids the words. Tell kids that the Bible is God’s special book.

Say: **We might obey parents, teachers, or pastors because they love us and know what’s best for us. Our obedience pleases them! God loves us and knows what’s best for us, too. When we ► OBEY GOD, our obedience makes him happy.**

**Abraham waited for a son for a long, long time, and finally God gave Abraham and Sarah a son. Abraham loved his son very much. One day, God told Abraham, “Take your son Isaac, the one you love, and give him to me as an offering.” Give each**



### Bible Time: Abraham Obeys God Supplies

- Bible
- CD player
- about 10 jelly beans per child
- resealable plastic bags
- antibacterial gel (optional)

### Teacher Pack

CD: “God Tests Abraham” (track 5)

**ALLERGY ALERT**





child one jelly bean in a plastic bag. Tell them not to eat the jelly beans yet.

Play “God Tests Abraham” (track 5 on the CD). Listen together and follow the instructions on the CD. Pause the CD when it tells you to, and place a plastic bag in front of you on the floor.

Say: **Look at the jelly bean in front of you. Think about what it tastes like. It’s probably pretty tasty!** Ask kids to talk about how much they’d enjoy that jelly bean.

Say: **Now that you’re sure you want to eat that jelly bean in front of you, will you please give it back to me? If you’re willing to give up your jelly bean, lay it on my plastic bag.** Wait to see what kids do, and then start the CD again.

When track 5 is over, give each child about 10 jelly beans to put in his or her bag. As you discuss the following questions, let kids enjoy their jelly beans.

### Talk With Kids

Lead children in this discussion.

Ask:

- n **What were you thinking and feeling when I asked you to give me your only jelly bean?**
- n **Tell about a time you obeyed even though it was difficult.**
- n **In what way can you have a happy heart when you obey God?**

Say: **It was hard for some of you to give up your only piece of candy. Like that, it must have been hard for Abraham to give up Isaac, not knowing what God was going to do. Because Abraham trusted God with his son Isaac, God promised him lots more! God protected Isaac and instead provided a sheep for the offering. Just as God was pleased with Abraham’s obedience, when you ► OBEY GOD, he’s delighted with your heart and attitude.**

### Center 1: Obedient Puppets Supplies

My Bible Playground  
washable markers  
scissors (several pairs)  
glue  
2 craft sticks and 2  
cotton balls per child

### Center 1: Obedient Puppets Easy Prep

Remove the Lesson  
1 pages from each  
My Bible Playground  
student book.

## 4 WEAVING FAITH INTO LIFE

Choose at least two of the learning centers to help reinforce today’s Bible lesson. Gather the needed materials, and put the supplies in an out-of-sight area until you’re ready for them. Allow the children to choose which center they’d like to explore first. Then circulate among the children as they create and explore. Encourage them to make connections between their activities and the Bible by asking them the questions included with each center’s description.

### CENTER 1: Obedient Puppets



### What You'll Do

Distribute the My Bible Playground student pages and other supplies, and help kids write their names on their papers with markers. Say: **Today we're learning how Abraham obeyed God when God asked him to do something that didn't make sense to Abraham. Let's make puppets and take turns showing what happened when Abraham obeyed.**

Show kids how to fold their pages along the dotted line so the flap is behind the paper if they look at it from the front. Have kids each cut out the Isaac puppet on the flap they just folded back. Then have them each glue a craft stick to the back of the Isaac figure and then glue two cotton balls to a second craft stick for the ram.

Form pairs. Have kids stand their pages up so they function as a background for their puppet shows. Say: **Now that you have a stage, use your puppets to put on a play for your partner. Tell what happened when Abraham heard from God, and show how Isaac responded. If you're the one listening, do your best to wait patiently for your turn. Allow time. Now switch roles and let your partner show what happened. Try your best to listen carefully and wait patiently while your partner has a turn.**

### Talk With Kids

Lead children in this discussion.

Ask:

- n **What was it like to wait and watch your partner's puppet show?**
- n **Tell about a time you had to wait for something.**
- n **What are some ways you can obey God this week?**

Say: **When you waited patiently for your partner to tell you about Abraham, you practiced a way to obey. When an adult asks you to do something, you can obey God by doing what the adult says. It's not always easy to do everything we're told. But like Abraham, we can ► OBEY GOD even when God asks us to do something difficult. Like Abraham, we can trust that God knows us and has good plans for our lives.**

## CENTER 2: Playdough Surprise

### What You'll Do

Have kids clean their hands. Clean a table and distribute the bags of playdough. Gather kids around the table and use a permanent marker to write each child's name on his or her bag. Say: **Abraham and Isaac were obedient to God even when God asked them to do something very difficult. Let's do an activity that reminds that when we ► OBEY GOD, he always brings us something sweet in the end.**

**Think about what we heard about Abraham and Isaac today—and the part that seemed hardest to you. Use your playdough to sculpt something from that part of our passage.** Allow time. If needed, help kids think of symbols they could sculpt.



### Center 2: Playdough Surprise Supplies

- copy of the "Edible Playdough Recipe" handout (at the end of this lesson)
- box white cake mix
- stick of butter or margarine, softened
- flour
- water
- food coloring
- resealable plastic bags
- permanent marker
- antibacterial gel (optional)

### ALLERGY ALERT

### Center 2: Playdough Surprise Easy Prep

Follow the "Edible Playdough Recipe" handout to prepare the playdough.



Let each child show his or her sculpture, and then say: **God loved Abraham and he loves us, too. He was so pleased when he saw Abraham's obedience, he did something unexpected. He saved Isaac by bringing Abraham a sheep to give as an offering instead.** Make figures of sheep with the kids.

Say: **God told Abraham to do something that sounded crazy. Now I have something for you to do that sounds crazy. On the count of three, take a bite of playdough. One, two, three, go!** Wait for kids to respond. Then help kids understand that although all playdough isn't edible, this playdough is.

### Talk With Kids ■■■■

Lead children in this discussion.

- n **What was it like for you when I told you to eat playdough?**
- n **Tell about a time you were frustrated or confused by a rule you were told to obey.**
- n **What are ways you like to obey God?**

Say: **Obedience is sometimes very difficult, but it's always good when we ► OBEY GOD. We can obey and be angry about it, or we can obey God and our parents joyfully. Like for Abraham, it may not always make sense to us, but our obedience makes God happy and that's even sweeter than our edible playdough.**

### ■ CENTER 3:

## Obedience Race

### What You'll Do ■■■■■■

Say: **It pleases God when we obey him and do what's right, like Abraham did. Let's play a game of obeying commands and thinking about how we can obey God.**

Choose one child to be the Leader. Say: **Everyone else line up on the opposite wall from the poster.** Help children pair off, and then help partners loosely tie their inside legs together with curling ribbon as if they were going to participate in a three-legged race. Have the Leader stand next to the poster.

Say: **Leader, call out ways that we can obey God, and pairs, take one *big* step together and act out the direction from the Leader.** Continue this until all pairs reach the poster. If the Leader gets stuck and can't think of a way to obey God, give her or him some ideas such as: going to bed when your parents ask you to, telling other people about Jesus, or being kind to your brother or sister—even when it's tough.

As each pair reaches the poster, say: **Choose a picture on the poster and tell your partner what you think is going on in the picture. When the first partner finishes talking about the picture, you listeners will tell how that picture shows obedience to God. When you're done, wait for other kids to finish talking in their pairs, too.** As kids share their own experiences and make connections, allow them to embellish.

### Center 3: Obedience Race Supplies

tape  
curling ribbon  
scissors

**Teacher Pack**  
"Love One Another"  
poster

### Center 3: Obedience Race Easy Prep

Tape the "Love One Another" poster in a prominent place.





When all pairs have finished, start over with a new Leader and encourage kids to talk about a different picture. Continue until all pictures are covered by each pair. Then help kids untie their ribbons, and sit with them in a circle.



### Talk With Kids ■■■■

Lead children in this discussion.

Ask:

- n What was easy or difficult about following directions in our game?
- n Why do you sometimes not want to obey?
- n What's one reason that God is happy when we obey him?

Say: **When you followed the directions of the Leader, you had to act out ways to make God happy with obedience. We thought of lots of ways we can ► OBEY GOD and please him every single day. God asks us to do things for our own good and he wants us to obey with a joyful heart, even though we might not understand why. This week, let's think of Abraham and Isaac's obedience as we obey, too.**

### ■ CENTER 4:

## Leading the Unwilling

### What You'll Do ■■■■

Say: **Abraham chose to obey God. He didn't complain or argue, he just did what God asked and trusted God's plans more than his own plans. We're going to play a really unusual game of Tag to help us understand why it's important to ► OBEY GOD all the time. Everyone will follow different rules, but we'll all try to play together.** Have kids form four groups, and assign different roles to each group. Go to each group and assign roles quietly so other groups are unaware of the roles of those around them.

Group 1 will be the Taggers. To the Taggers, say: **When you catch someone, you'll tell that person to follow you and help you tag other people. When all the kids are caught, your team will win.**

Group 2 will be the Followers. To the Followers, say: **When one of the Taggers catches you, you'll do what they ask you to do. When all the kids are caught, the Taggers will win.**

Group 3 will be the Opposites. To the Opposites, say: **When the game begins, try to get in the way of other people. When you're tagged, do the opposite of whatever you're asked to do. Argue a lot.**

Group 4 will be the Eenie-Meenies. To the Eenie-Meenies, say: **When you're tagged, you'll have a choice about whether or not you do what you're told—you decide. You can also change your mind anytime.**







When all the kids understand their roles, start the game. Allow kids to play for a few minutes. If time allows, let them switch roles.

When the game is done, sit with kids in a circle.

### Talk With Kids ■■■■

Lead children in this discussion.

Ask:

- n What was this game like for you? Why?
- n Tell about a time you or someone else didn't obey God.
- n What are some reasons that it's helpful to obey God?

Say: **It can be frustrating to play a game when everyone follows different rules. When God tells us to do something and we choose not to obey, things get confusing. Abraham knew it was best for him to obey. Like Abraham, we can ► OBEY GOD because we know God's rules are best.**

## 5 LASTING IMPRESSIONS

### Daily Challenges

#### Daily Challenges Supplies

My Bible Playground  
washable markers

#### What You'll Do ■■■■■■

After the children have cleaned up the centers, sit with kids in a circle on the floor. Review the lesson activities and the Bible Point, and then encourage the children to share what they enjoyed learning from the Bible today.

Also use this time to challenge kids in their faith. Encourage them to choose a Daily Challenge for applying today's lesson to their lives this week. Use this challenge to encourage your children's growing relationships with Jesus.

#### Talk With Kids ■■■■

Say: **Today we learned that we ► OBEY GOD. I'd like each of you to choose one of these Daily Challenges to practice obeying God joyfully.**





Give kids these three Daily Challenge ideas to choose from:

1. **Sing a song about how you can obey God.**
2. **Play a game of Simon Says with your friends, and then tell them why you want to obey God.**
3. **Think of something you usually don't like to do at home, like caring for a pet, cleaning your room, or going to bed on time, and decide to do that thing joyfully.**

Say: **If you want to sing a song, circle choice number 1. If you want to play Simon Says, circle choice number 2. If you want to practice doing something with joy, circle choice number 3.** Check that each child circled a choice. Make sure you tell kids the challenge you choose. Your commitment will inspire children and will give them an opportunity to see God at work in your life as well as in theirs!

## Joyful Obedience Prayer

### What You'll Do

Say: **Let's take a minute to ask God to help us obey him this week. Remember that God can help us anytime and anywhere and it makes him really happy when we ask for his help.** Stand with kids and say this prayer together.

Pray: **Dear God,**

**We love you so much** (pause for kids to repeat) **and we're so thankful that you love us, too** (pause for kids to repeat). **We know that you want us to obey you and listen to our parents** (pause for kids to repeat). **We know you can give us the strength to obey** (pause for kids to repeat). **Please help me** [fill in with something that you need help to obey God about and allow time for kids to do the same].

**In Jesus' name, amen.**

## Weaving Faith at Home

Send the letter to parents home with your kids or give it to parents when they pick up their children. This is a great way to show families they're important to your church and to support their role as spiritual leaders to their children.

Have children take home their My Bible Playground pages whether they worked on them or not. Have the children tell their parents the challenge they committed to in the "Daily Challenges" activity. Encourage parents to help their kids fulfill this commitment during the week. By working together and focusing on the same goals, you and parents can help children weave faith into their lives!

Talk to your Director about emailing the FREE FamilyConnect to all your church's families. Available at [group.com/digital](http://group.com/digital).



### Weaving Faith at Home Supplies

.....  
My Bible Playground

### Weaving Faith at Home Easy Prep

.....  
Tear out the letter to parents from the back of each My Bible Playground student book.



## Edible Playdough Recipe

*Ingredients:*

*1 box of white cake mix*

*1 stick of butter or margarine (softened)*

*Food coloring*

*water*

*Flour (as needed)*

**Directions:**

Combine the box of cake mix with the softened butter and food coloring. Use an electric mixer on a low setting if possible; otherwise, use your hands and a wooden spoon.

Add flour and water in small quantities as necessary to achieve a good texture.

Divide into as many portions as there are kids in your group and place in individual resealable plastic bags. Let the playdough cool in a fridge if the mixture ends up being a bit soft.

**OK**  
TO COPY



FaithWeaver NOW is for today's Sunday school teachers. It's developed by real Sunday school teachers, examined by real ministry leaders, and tested and approved by thousands of churches so you get great lessons that work with today's families.

*This quarter you'll explore these Bible passages:*

	BIBLE CONTENT/SCRIPTURE	KEY VERSE	BIBLE POINT
WEEK 1	God Tests Abraham (Genesis 22:1-18)	"If any of you lacks wisdom, he should ask God, who gives generously to all without finding fault, and it will be given to him" (James 1:5).	Obey God.
WEEK 2	Isaac Marries Rebekah (Genesis 24)		Pray to God.
WEEK 3	Jacob Deceives Esau and Isaac (Genesis 25:27-34; 27:1-40)	"And we know that in all things God works for the good of those who love him, who have been called according to his purpose" (Romans 8:28).	God wants us to tell the truth.
WEEK 4	Jacob Marries Leah and Rachel (Genesis 29:15-30)		God helps us.
WEEK 5	Joseph Dreams Disturbing Dreams (Genesis 37:1-11)		Families show God's love.
WEEK 6	Joseph's Brothers Sell Him Into Slavery (Genesis 37:12-36)	"Whatever you do, work at it with all your heart, as working for the Lord, not for men" (Colossians 3:23).	God wants us to do what's right.
WEEK 7	Pharaoh Puts Joseph in Charge (Genesis 39:20-41:49)		We can serve God.
WEEK 8	Joseph Forgives His Brothers (Genesis 42-45)		God wants us to forgive.
WEEK 9	God Protects Moses (Exodus 1:1-2:10)		God protects us.
WEEK 10	Moses Meets God at the Burning Bush (Exodus 2:11-3:20)		God can use us.
WEEK 11	The Israelites Receive Cruel Treatment (Exodus 5:1-6:1)		God is with us when we're sad.
WEEK 12	God Sends Plagues on Egypt (Exodus 7:8-10:29)	"I can do everything through him who gives me strength" (Philippians 4:13).	God is powerful.
WEEK 13	The Israelites Escape From Egypt (Exodus 11:1-12:36)		Jesus sets us free.

### PLUS...

Access all these **FREE FaithWeaver NOW digital resources** at [group.com/digital](http://group.com/digital):

- **FREE digital copies of Teacher Guides** in Word and PDF format so you can easily customize any lesson to your ministry. Sharing lessons with busy volunteers couldn't be easier! *See inside for activation code.*
- **A FREE downloadable Director Manual** to help you structure your program for maximum effectiveness.
- **FREE weekly FamilyConnect pages** you can print out or email to parents to help families grow together in faith throughout the week.

### Don't forget...



**\*Get a colorful, age-appropriate student book for every child! Each week, you'll get...**

- Engaging activities that bring the Bible to life for every child
- Easy faith conversation-starters for kids to take home
- Meaningful at-home activities for families to dig into Scripture

**\*You'll need one per child. Sold separately.**



**THIS IS A SAMPLE**  
**The number of pages is limited.**

Purchase the item for the complete version.

