



# FAITHWEAVER

Weaving faith into today's families

# NOW<sup>®</sup>

**WINTER  
SUNDAY SCHOOL**

**PRESCHOOL** AGES  
3&4  
**TEACHER GUIDE**

# FAITHweaver

Weaving faith into today's families **NOW**®

**WINTER  
SUNDAY SCHOOL**

**PRESCHOOL** AGES  
3&4  
**TEACHER GUIDE**

*Group*

## Group resources really work!

This Group resource incorporates our R.E.A.L. approach to ministry. It reinforces a growing friendship with Jesus, encourages long-term learning, and results in life transformation, because it's:



### Relational

Person-to-person interaction enhances spiritual growth and builds Christian friendships.

### Experiential

What we experience through action and discussion sticks with us up to 9 times longer than what we simply hear or read.

### Applicable

The aim of ministry is to equip people to be both hearers and doers of God's Word.

### Lifelong

Experiences transform the heart, moving faith beyond the walls of church and into everyday life for years to come.

## Group

[group.com/sunday-school](http://group.com/sunday-school)

### We know you care about kids...

We do, too!

That's why we attempt to ensure that all crafts, toys, and gizmos meet or exceed national safety standards—and are produced by manufacturers that don't use child labor or abuse their labor force. You can order Group resources knowing that in addition to caring for *your* kids, you're also caring for children elsewhere.

### Let's keep kids safe!

We strive to provide products that are mechanically reliable and hold together during normal, intended usage. Items are also checked for flammability, and both paint and surface coatings are checked for heavy metals—including lead.

You can help your children stay safe by seeing that toys and gizmos are used as designed, for the purposes designed, and that any broken pieces are disposed of promptly and properly. We value your feedback. If you become aware of a problem affecting the safety of any of our products, please inform us immediately.

### FaithWeaver NOW® Bible Curriculum, Preschool/Ages 3 & 4, Winter

Copyright © 2001 and 2013 Group Publishing, Inc.

All rights reserved. No part of this book may be reproduced in any manner whatsoever without prior written permission from the publisher, except where noted in the text and in the case of brief quotations embodied in critical articles and reviews. For information, visit [group.com/permissions](http://group.com/permissions).



When you see the OK TO COPY icon, this means permission to photocopy the page from FaithWeaver NOW® Bible Curriculum for Preschool, Winter, is granted for local church use. Copyright © Group Publishing, Inc. [group.com](http://group.com)

### Credits

Contributing Authors: Jacqui Baker, Ruthie Daniels, Sheila Halasz, Marsha Hall, Jan Kershner, Carol Mader, Barbie Murphy,

Jennifer Nystrom, Elaine Ernst Schneider, Larry Shallenberger, Anna Goodwin Smith

Editors: Jennifer Hooks, Lee Sparks, Ali Thompson, Christine Yount Jones

Copy Editors: Erica Feucht, Deborah Helmers, Becky Helzer, Andrea Zimmerman

Chief Creative Officer: Joani Schultz

Cover Design and Art Direction: Jeff Spencer

Interior Design Team: Jeff Brunacci, Randy Kady, Rebecca Swain

Cover Photography: © iStockphoto.com/Grafvision

Production Manager: Pam Clifford

All Scripture quotations, unless otherwise indicated, are taken from the Holy Bible, New International Version®, NIV®. Copyright © 1973, 1978, 1984 by Biblica, Inc.™ Used by permission of Zondervan. All rights reserved worldwide. [www.zondervan.com](http://www.zondervan.com)

ISBN 978-1-4707-6876-8

Printed in the United States of America.

# Contents

Introduction .....	4
--------------------	---

## The Lessons

<b>Lesson 1: Solomon Tells of Jesus' Coming—Psalm 72:1-19</b> .....	<b>5</b>
<b>Lesson 2: An Angel Appears to Joseph—Isaiah 7:13-14; Matthew 1:18-25</b> .....	<b>17</b>
<b>* Lesson 3: Jesus Is Born—Luke 2:1-20; Hebrews 1:1-4</b> .....	<b>29</b>
<b>Lesson 4: Foreign Visitors Worship Jesus—Matthew 2:1-12</b> .....	<b>41</b>
<b>Lesson 5: Joseph Takes His Family to Safety in Egypt— Matthew 2:13-23 .....</b>	<b>53</b>
<b>Lesson 6: Jesus Is Baptized—Matthew 3:13-17</b> .....	<b>65</b>
<b>Lesson 7: Peter and Andrew Meet Jesus—John 1:35-42</b> .....	<b>75</b>
<b>Lesson 8: News About Jesus Spreads—Matthew 4:12-25</b> .....	<b>87</b>
<b>Lesson 9: Jesus Gives the Beatitudes—Matthew 5:1-12</b> .....	<b>99</b>
<b>Lesson 10: Jesus Teaches That We Are to Be Salt and Light— Matthew 5:13-16 .....</b>	<b>111</b>
<b>Lesson 11: Jesus Walks on Water—Matthew 14:22-33</b> .....	<b>121</b>
<b>Lesson 12: Zacchaeus Climbs a Tree to See Jesus—Luke 19:1-10</b> .....	<b>133</b>
<b>Lesson 13: Jesus Blesses the Children—Mark 10:13-16</b> .....	<b>145</b>

\* Due to the way Christmas falls, we recommend moving the lessons as needed to line up Lesson 3 with the week of Christmas.

# The future of Sunday school + family ministry is NOW.



No doubt about it, the world is changing. Families used to go to church every week. Kids used to have longer attention spans. Teachers used to have more time to prepare. And didn't our budgets used to be bigger?

Even the Sunday school Bible curriculum you used just a couple of years ago is already out of date. But there's one thing that's never changed: the need to grow families closer to Jesus.

That's why we created FaithWeaver NOW®, and it's different from anything you've ever seen before!

## **It combines Sunday school with family ministry.** ■■■■

Sure, you've seen Sunday school aimed at families. But FaithWeaver NOW actually hits the target by having everyone in the family learning about the same Scripture each week.

## **It's simpler and easier.** ■■■■

Sometimes change is a wonderful thing. Gone are the days when you needed to spend hours preparing your lessons and hunting for supplies. FaithWeaver NOW will have you and your team ready to go in a snap.

## **It's made for NOW.** ■■■■

Life is complicated and full of distractions. FaithWeaver NOW keeps faith on track through even the most frenzied lifestyles.

## **What makes FaithWeaver NOW the perfect curriculum for TODAY's church?**

- Families learn the same Bible point in age-appropriate ways.
- Kids don't just hear the Word. They experience it.
- Simple and easy lessons fit even the busiest lives.
- Kids see God in their everyday world.
- The Scope & Sequence goes through the Bible every three years.
- You can customize it however you like, with both print and digital versions.



Create a vibrant family ministry that's new...that's wow...that's NOW. FaithWeaver NOW gives you a fresh strategy for being more successful than ever in bringing families closer to Jesus.

*Thom Schultz Joani Schultz*

Thom and Joani Schultz  
Chairman and Chief Creative Officer  
Group Publishing, Inc.



# Solomon Tells of Jesus' Coming

Psalm 72:1-19

This lesson focuses on Jesus as the way to God. Children this age are often too small to see over the counter, too small to reach the top shelf, or too small to be allowed certain privileges. Use this lesson to assure them that they aren't too small to reach God. Because of God's great gift of Jesus, anyone can be God's friend.



## ► Bible Point


Jesus does great things.

## Key Verse

Jesus is the way to God (adapted from John 14:6).

## Weaving Faith Into Life

Children will recognize and thank Jesus for the great things he has done and is still doing.

LESSON	WHAT CHILDREN DO	SUPPLIES	EASY PREP
<b>1</b> Getting Started <i>about 5 min.</i>	<b>Welcome and Celebrate</b> Welcome each other, and praise God through music.	CD player, chenille wires <b>Teacher Pack:</b> CD, jingle bells	
<b>2</b> Key Verse Activity <i>about 10 min.</i>	<b>Meet the King</b> Be introduced to "God" by "Jesus."	Bible, large towel <b>Teacher Pack:</b> paper crown	
<b>3</b> Bible Exploration <i>about 15 min.</i>	<b>Puppy Pointers</b> Hear about Theo's great game of bowling.	CD player, Theo puppet, small trophy, string <b>Teacher Pack:</b> CD	Tie a small trophy to Theo's paw.
	<b>Bible Time: Just Picture This!</b> See and hear about Jesus doing great things.	Bible, CD player, tape, scissors <b>Teacher Pack:</b> CD, "Mountains" poster, "God's Kingdom" picture, loaves and fish stickers	Cut out the "God's Kingdom" picture, and place a piece of tape on the back. Cut apart the loaves and fish stickers. Tape the "Mountains" poster to a wall within children's reach. 



LESSON	WHAT CHILDREN DO	SUPPLIES	EASY PREP
<b>4</b> <b>Weaving Faith Into Life</b> <i>about 20 min.</i> <i>(Choose 2 centers.)</i>	<b>Center 1: Coming to God</b> Make a picture to show how they can help Jesus bring boys and girls to heaven with God.	My Bible Hugs, one 8-inch piece of yarn per child, clear tape, scissors	Remove the Lesson 1 pages from each My Bible Hugs student book, and write children's names on them. Cut out the figure of Jesus and the boy and girl at the bottom of the page.
	<b>Center 2: More-Than-Enough Snack</b> Make a fish-and-bread snack.	1 paper cupcake liner per child, fish-shaped crackers, bread, plastic knife, plate, antibacterial gel (optional)	
	<b>Center 3: A Great Celebration</b> Praise God for the great things Jesus does.	CD player, yellow curly ribbon, jingle bell bracelets from the "Welcome and Celebrate" activity, scissors <b>Teacher Pack:</b> CD	Cut three to six 18-inch pieces of curly ribbon for each jingle bell bracelet.
	<b>Center 4: Jesus Trophy</b> Make trophies as a reminder that Jesus does great things.	clear tape, markers, 1 foam cup and 1 chenille wire per child, scissors	Cut each chenille wire in half.
<b>5</b> <b>Lasting Impressions</b> <i>about 10 min.</i>	<b>Be a FaithWeaver</b> Choose a Daily Challenge to apply God's Word.	My Bible Hugs	
	<b>Action Prayer</b> Wave bells, and thank God for great things Jesus has done.	jingle bell bracelets from the "Welcome and Celebrate" activity, yarn	
	<b>Weaving Faith at Home</b> Talk about how to share what they learned with their families.	My Bible Hugs	Tear out the letter to parents in the back of each My Bible Hugs book to give to parents when they pick up their children.

# Solomon Tells of Jesus' Coming

## Psalm 72:1-19

BIBLE BACKGROUND  
FOR LEADERS

## Writing Psalm 72

Some believe that Psalm 72 was written about Solomon and not by him. It is true that some elements of the psalm could well describe Solomon, but many elements describe a king whose actions go far beyond Solomon's capabilities. The early church believed that this psalm was written as a prayer for a king to come in the line of David and Solomon: the Messiah, Jesus. That's the approach taken in today's lesson.

## The Psalmist Points Beyond Himself

Some elements of the psalm could indeed describe Solomon. He judged righteously and with great wisdom, as illustrated in the story of the two women who claimed to be the mother of the same infant (1 Kings 3:16-28). He reigned over a prosperous kingdom, the wealthiest in Israel's history. He expanded the boundaries of the kingdom to encompass more territory than ever before. And he was sought by the queen of Sheba, who came to him bearing gifts.

However, much of this psalm points directly to the Messiah. Only Jesus' kingdom will truly extend to the ends of the earth (Psalm 72:8), and only to Jesus will all rulers eventually bow down (Psalm 72:11). There isn't a lot of biblical evidence that Solomon cared for the needy and afflicted (Psalm 72:12-14), but Jesus' life and ministry were characterized by such caring. And while the statement that all nations would be blessed through him (Psalm 72:17) could possibly refer to Solomon indirectly, it definitely refers to Jesus.

## The Works of the Messiah

If Jesus is indeed the subject of Psalm 72, it is easy to answer the question: What does Jesus do? Jesus does amazing things for us! He takes care of the needy and of their children, and he defeats oppressors (Psalm 72:4, 12-14). He lives forever, despite the fact that he died on the cross for us (Psalm 72:5). When he returns, Jesus will reign over the entire earth (Psalm 72:8). Surely he deserves from us the same kind of praise and honor given in verses 18 and 19!

## The Jesus Connection

We've learned about many different facets of Jesus' life and ministry on earth. But let's never forget what Jesus has done for us. He is worthy of all our praise for that alone.

What's the first thing that comes to mind when you think about Jesus?

Who is Jesus to you? A teacher...a minister...a preacher...a martyr...a savior? Concentrate on the last one—*savior*. Spend two minutes prayerfully considering how Jesus is your Savior. You can write your prayer here.

[illegible]





### Welcome and Celebrate Supplies

CD player  
chenille wires

#### Teacher Pack

CD: "Happy Voice"  
(track 2)  
jingle bells

## 1

### GETTING STARTED

## Welcome and Celebrate



**Tips** Don't know the melodies to the songs in this guide? Download the 99-cent Kids Songs app by Alkeo and play the tunes for 200+ common children's songs.

Consistently use the same signal to announce a transition to the next activity. You could flip the lights off and on, use a train whistle, have a puppet rustling inside a bag, or sing cleanup songs. Keep it simple, consistent, and fun.

### What You'll Do ■■■■■■

As the children arrive, greet each one with a smile. When it's time to begin, use your signal to bring the children together in a circle on the floor.

Have children help you prepare jingle bell bracelets to use during the following song by giving each of the children one chenille wire and one bell. Have kids thread one end of the chenille wires through the opening at the top of the bells. Show kids how to twist the ends together to form a large enough loop so their hands can fit through the opening like a bracelet. Tell children they're helping get ready for this lesson and that in the lesson they'll learn about getting ready for Jesus.

Say: **Let's get ready for Jesus because ► JESUS DOES GREAT THINGS. In the Bible today, a man named Solomon prayed for the king that God promised to send. He wanted people to be ready for this king to come. Let's get ready to sing and welcome all our friends by getting our jingle bell bracelets and holding them quietly until everyone is ready.**

When everyone is ready, lead children in singing "Happy Voice" (track 2 on the CD) to the tune of "Christmas Is Coming." Encourage kids to join you in singing the words and jingling their bells while they sing.



**Christmas is coming; let's learn about our King.  
Come join us now; your happy voice will do.  
Sing with your happy voice, and God bless you.  
(Repeat 2x.)**

Put aside the jingle bell bracelets for use later in the lesson.

Say: **I'm so glad you're here today to learn that ► JESUS DOES GREAT THINGS!**

## 2 KEY VERSE ACTIVITY

# Meet the King

### What You'll Do ■■■■■■

Ask one child to wear the paper crown. Explain that the child wearing the crown will be acting as God. Help another child drape a towel around one shoulder, and tie it around the child's waist. Explain that this child will pretend to be Jesus. Have the children form a circle and sit down. Open your Bible to John 14:6, and show children the words.

Say: **Our Key Verse from the Bible says, "Jesus answered, 'I am the way and the truth and the life. No one comes to the Father except through me.' " This means that Jesus is the way to God. Let's say it together.** Lead the children in repeating the simplified Key Verse with you: **Jesus is the way to God (John 14:6).**

[Child's name] is **pretending to be God.** [Child's name] is **pretending to be Jesus.** **"Jesus" will introduce each of you to "God."**

Have each child step forward to shake Jesus' hand. Then have Jesus introduce the child to God by helping them shake hands. Have each introduced child say "thank you" to Jesus for the introduction to God. Continue until each child has been introduced.

### Talk With Kids ■■■■

Lead children in this discussion.

Ask:

- Why do you think Jesus wants us to meet God?
- What can we do to say thank you to Jesus for helping us meet God?

Say: ► **JESUS DOES GREAT THINGS.** He helps us meet God and get to know God. **Jesus is the way to God. One of the great things Jesus does is he helps us get to know God. We can get to know God when we find out in the Bible how Jesus acted.**



### Meet the King Supplies

.....

Bible

large towel

**Teacher Pack**

paper crown



### Puppy Pointers Supplies

CD player  
Theo puppet  
small trophy  
string

#### Teacher Pack

CD: "Here Theo"  
(track 3)

### Puppy Pointers Easy Prep

Tie a small trophy to  
Theo's paw.

## 3

## BIBLE EXPLORATION

# Puppy Pointers

## What You'll Do

Say: **Listen, everyone, Theo's coming! He has something to show us. Let's find out what it is.** Play "Here, Theo" (track 3 on the CD), and bring out Theophilus the FaithRetriever. Then follow along with the script.

**Theo:** Hi, everybody!

**Teacher:** Hello, Theo! It's nice of you to come to church with us today. Do you have something to show us?

**Theo:** I brought my trophy.

**Teacher:** That's great, Theo! How did you win a trophy?

**Theo:** I won it bowling. It's a bowling trophy.

**Teacher:** Wow! You must have bowled a great game! In the Bible today, we're going to learn how Jesus came to earth to do great things. Friends, let's tell Theo our Bible Point for today.

*(Lead children in saying the Bible Point for Theo: ► JESUS DOES GREAT THINGS.)*

**Theo:** Wow, Jesus did a lot of great things! Did he have a trophy, too?

**Teacher:** No, he didn't have a trophy. But many of the great things he did are written down, and they're in the Bible now. We're going to learn more about the great things Jesus did on earth during our Bible time.

**Theo:** That sounds like fun! I'm going to go home and put my trophy on a shelf where everyone can see it. Have fun boys and girls!

**Teacher:** That's a good idea! Friends, let's say goodbye to Theo.

Encourage the children to wave or say goodbye to Theo. Then put Theo away in a safe place for next week's use.

## Talk With Kids

Lead children in this discussion.

Ask:

- What do you think people said when Theo bowled such a great game?
- What can we say to Jesus for all the great things he does?

Say: **Letting people know about something great is always exciting. God let King Solomon know that he was sending Jesus to earth. King Solomon was excited because he knew that Jesus was coming to do great things.**

## Bible Time: Just Picture This!

### What You'll Do ■■■■■■

Open your Bible to Psalm 72, and show the children the words.

Say: **When Solomon was king of Israel, God told him about Jesus, and that Jesus would be a king in the future. God told Solomon that Jesus would do many great things. King Solomon was so excited about the great things Jesus would do that he wrote a poem about it. That poem is in the Bible. King Solomon wrote about Jesus who would be more important than any other king.** Point out the "Mountains" poster you taped to the wall. **Jesus lived in heaven with God before he came to earth as a baby.** Bring out the "God's Kingdom" picture, and have a child tape it to the highest mountain on the poster.

Say: **Jesus is the king, the Son of God, who still lives in heaven with God. He's over all the kings. Solomon said King Jesus would make the mountains green with food so all the people will have enough food to eat.**

Give children the loaves and fish stickers, making sure each child has at least one sticker.

Say: **I'm going to name great things that the Bible says that Jesus would do. Each time, we'll take turns putting stickers on the mountain to show that ► JESUS DOES GREAT THINGS.**

**King Solomon said that Jesus would judge people in the right way and treat them fairly.** Pause for several children to place a sticker.

**King Solomon said that Jesus would rescue children and protect them.** Pause for several children to place a sticker.

**King Solomon said that Jesus would help people who had no one else to help them.** Pause for several children to place a sticker.

**King Solomon said that Jesus would love everyone because people are precious to him.** Pause for the remaining children to place a sticker.

### Talk With Kids ■■■■

Lead children in this discussion.

Ask:

- What do you think is the best thing King Solomon said about Jesus?
- Why do you think Jesus is the greatest king ever?

Say: **When Jesus came to earth, Jesus did great things. And ► JESUS DOES GREAT THINGS still in heaven.**



### Bible Time: Just Picture This! Supplies

.....

Bible  
CD player  
tape  
scissors  
**Teacher Pack**  
"Mountains" poster  
"God's Kingdom" picture  
loaves and fish stickers  
CD: "Jesus Does Great Things" (track 6)

### Bible Time: Just Picture This! Easy Prep

.....


Cut out the "God's Kingdom" picture, and place a piece of tape on the back. Cut apart the 15 loaves and the five fish stickers. Tape the "Mountains" poster to a wall within children's reach.





Say: **King Solomon was so excited when he heard that Jesus would come to do such great things that he wrote a poem for others to hear. Let's sing a happy song and praise God for the great things Jesus did and the great things Jesus still does for us.**

Lead children in singing "Jesus Does Great Things" (track 6 on the CD) to the tune of "Twinkle, Twinkle, Little Star."

 **Jesus does great things for us!**  
**He teaches us with all his love.**  
**He helps us know what's right and wrong,**  
**And cares for us our whole lives long.**  
**Let's get ready for Jesus' birth;**  
**He does great things in heaven and earth.**  
*(Repeat.)*

Say: **It's so exciting to know that ► JESUS DOES GREAT THINGS for us!**

## 4 WEAVING FAITH INTO LIFE

Choose at least two of the learning centers to help reinforce today's Bible lesson. Gather the needed materials, and put the supplies in an out-of-sight area until you're ready for them. Allow the children to choose which center they'd like to explore first. Then circulate among the children as they create and explore. Encourage them to make connections between their activities and the Bible by asking them the questions included with each center's description.

### Center 1: Coming to God Supplies

My Bible Hugs  
 one 8-inch piece of yarn  
 per child  
 clear tape  
 scissors

### Center 1: Coming to God Easy Prep

Remove the Lesson 1 pages from each My Bible Hugs student book, and write children's names on them. Cut out the figure of Jesus and the boy and girl at the bottom of the page.

### CENTER 1:

## Coming to God

### What You'll Do

Distribute the My Bible Hugs pages. Help the children tape one end of the yarn to heaven. Have kids tape the other end of the yarn to the figure of Jesus and the boy and girl. Show kids how they can walk Jesus and the children back and forth to meet God in heaven. Remind kids that because of Jesus we can be friends with God.

### Talk With Kids

Say: **Our Key Verse from the Bible says, "Jesus answered, 'I am the way and the truth and the life. No one comes to the Father except through me.' " This means that Jesus is the way to God.**

Ask:

- **Why do you want to have Jesus introduce you to God?**
- **Who are other people you could ask Jesus to introduce to God?**

Say: **God loves us so much that he sent Jesus to us. ► JESUS DOES GREAT THINGS** so we can be friends with God.

## CENTER 2:

# More-Than-Enough Snack

## What You'll Do

Cut several pieces of bread into four triangles, and remove the crusts. Have children wash their hands (or use antibacterial gel), and gather kids to prepare their snack. Give each child a paper cupcake liner.

Say: **King Solomon said that ► JESUS DOES GREAT THINGS. Jesus gives us food every day.**

Allow children to select several fish-shaped crackers and bread triangles to place in their cupcake "baskets."

## Talk With Kids

Say: **Jesus takes care of people who are hungry.**

Ask:

- What are some of your favorite foods that Jesus gives you?
- What can you say to Jesus to thank him for your food?

Invite one child to pray for the snack. Then let children eat.


## CENTER 3:

# A Great Celebration

## What You'll Do

Attach three to six curly ribbon streamers to each jingle bell bracelet. Give children each a bracelet to wear, and let them twirl around and praise God because **► JESUS DOES GREAT THINGS** for us.

Play "Are You Going to Praise the Lord?" (track 7 on the CD), leading children in the motions in parentheses.

 **Are you going to praise the Lord?** (*point to a friend*)  
**I will praise him all the time.** (*point to yourself and then to an imaginary wristwatch*)  
**Remember all the things he has done.** (*point to your head*)  
**Jesus is a true friend of mine.** (*sign "Jesus" by pointing to each palm with the middle finger of the opposite hand, and then point to yourself*)



## Center 2: More-Than-Enough Snack Supplies

1 paper cupcake liner  
per child  
fish-shaped crackers  
bread  
plastic knife  
plate  
antibacterial gel  
(optional)

## ! ALLERGY ALERT

## Center 3: A Great Celebration Supplies

CD player  
yellow curly ribbon  
jingle bell bracelets  
from the "Welcome  
and Celebrate" activity  
scissors

### Teacher Pack

CD: "Are You Going  
to Praise the Lord?"  
(track 7)

## Center 3: A Great Celebration Easy Prep

Cut three to six 18-inch  
pieces of curly ribbon  
for each jingle bell  
bracelet.



*(Chorus)*

**Praise, praise, praise the Lord.** *(lift both hands and sway)*

**C'mon, c'mon! Let's praise the Lord.**

*(beckon "come")*

**Praise, praise, praise the Lord.** *(lift both hands and sway)*

**C'mon, c'mon! Let's praise the Lord.** *(beckon "come")*

*(Repeat chorus.)*

**Praise him for his goodness to me.** *(raise both hands, and then point to yourself)*

**He is always loving and kind.** *(hug yourself)*

**He died for me and forgave all my sins.** *(extend both arms to form a cross)*

**Jesus is a true friend of mine.** *(sign "Jesus," and then point to yourself)*

*(Repeat chorus until the end of the song.)*

#### Center 4: Jesus Trophy Supplies

clear tape

markers

1 foam cup and 1

chenille wire per child

scissors

#### Center 4: Jesus Trophy Easy Prep

Cut each chenille wire  
in half.

### CENTER 4:

## Jesus Trophy

### What You'll Do

Say: **Sometimes when people do things really well, they get trophies to show what good jobs they did. ► JESUS DOES GREAT THINGS! Let's make Jesus Trophies to remind us of all the great things Jesus did—and continues to do!**

Give each child a foam cup and two halves of a chenille wire. Demonstrate how to bend the wire halves into handles and tape them to the sides of the cup to make a trophy. Help children write "Jesus" on their cups, and then let children use the markers to decorate their cups.



## Talk With Kids

After the trophies are finished, have children sit in a circle on the floor with their Jesus Trophies. Ask the following questions, and let kids hold up their trophies as they answer in turn.

Ask:

- What's one great thing that Jesus has done for you?
- What can you do this week to show Jesus how much you appreciate the great things he does?

Encourage children to take their Jesus Trophies home and use them to tell their family members that ► **JESUS DOES GREAT THINGS!**

.....

**5**

## LASTING IMPRESSIONS

# Be a FaithWeaver

## What You'll Do

After the children have cleaned up their centers, bring everyone back to a circle area on the floor. Review the lesson activities and the Bible Point, and then encourage the children to share what they remember about what they learned from the Bible today.

Also use this time to challenge kids in their faith. Encourage them to choose a Daily Challenge for applying today's lesson to their lives this week. Use this challenge for encouraging your children's growing relationships with Jesus.

## Talk With Kids

Say: Today we learned that ► **JESUS DOES GREAT THINGS. I would like each of you to choose a way to thank Jesus for the great things he does.**

Read the three ideas for children to choose from:

- Draw a picture of Jesus doing a great thing from the Bible today. Hang the picture in your room to remind you of the great things Jesus does.
- Help your family make dinner. As you work, tell your family about the great things Jesus does.
- Put a bandage on someone in your family, and tell him or her about the great ways that Jesus helps people.

Have kids each whisper in your ear or tell you which idea they've chosen, and then circle it on each child's My Bible Hugs page. Make sure you tell kids the challenge you choose. Your commitment will inspire children and will give them an opportunity to see God at work in your life as well as in theirs!



## Be a FaithWeaver Supplies

.....

My Bible Hugs







### Action Prayer Supplies

jingle bell bracelets  
from the “Welcome  
and Celebrate” activity  
yarn

### Weaving Faith at Home Supplies

My Bible Hugs

### Weaving Faith at Home Easy Prep

Tear out the letter to  
parents in the back of  
each My Bible Hugs  
book to give to parents  
when they pick up their  
children.

## Action Prayer

### What You'll Do

Bring out the jingle bell bracelets, and connect several together loosely with a piece of yarn or a metal ring that can be taken apart. Have the children sit in a large circle about an arm's length apart. Have kids pass the bunched jingle bells to the next person in the circle each time they repeat one line during the following prayer. Instruct the children to move the bells above their heads as if waving to God in praise and then pass the bells to the next child to have a turn.

Pray: **Thank you, God, for sending Jesus.**

**Thank you for Jesus bringing good things.**

**Thank you for Jesus taking care of us.**

**Thank you that Jesus is alive.**

**Thank you that Jesus is building a home in heaven for us.**

**Thank you that ► JESUS DOES GREAT THINGS!**

**In Jesus' name, amen!** *(Have the children repeat this line together, shout “amen,” and wave their hands above their heads to end the prayer.)*

Return the jingle bell bracelets to the Teacher Pack for use in next week's lesson.

## Weaving Faith at Home

Send the letter to parents home with your kids or give it to parents when they pick up their children. This is a great way to show families they're important to your church and to support their role as spiritual leaders to their children.

Have children take home their My Bible Hugs pages whether they worked on them or not. Have the children tell their parents the challenge they committed to in the “Be a FaithWeaver” activity. Encourage the parents to help their kids fulfill this commitment throughout the week. By working together and focusing on the same goals, you and parents can help children weave faith into their lives!

Talk to your Director about emailing the FREE FamilyConnect to all your church's families. Available at [group.com/digital](http://group.com/digital).

FaithWeaver NOW is for today's Sunday school teachers. It's developed by real Sunday school teachers, examined by real ministry leaders, and tested and approved by thousands of churches so you get great lessons that work with today's families.

*This quarter you'll explore these Bible passages:*

	BIBLE CONTENT/SCRIPTURE	KEY VERSE	BIBLE POINT
WEEK 1	Solomon Tells of Jesus' Coming (Psalm 72:1-19)	Jesus is the way to God (adapted from John 14:6).	Jesus does great things.
WEEK 2	An Angel Appears to Joseph (Isaiah 7:13-14; Matthew 1:18-25)		God is good.
*WEEK 3	Jesus Is Born (Luke 2:1-20; Hebrews 1:1-4)	If we believe in Jesus, we become God's children (adapted from John 1:12).	Jesus was born.
WEEK 4	Foreign Visitors Worship Jesus (Matthew 2:1-12)		We worship Jesus.
WEEK 5	Joseph Takes His Family to Safety in Egypt (Matthew 2:13-23)		God takes care of us.
WEEK 6	Jesus Is Baptized (Matthew 3:13-17)	Come to me and rest (adapted from Matthew 11:28).	Jesus is God's Son.
WEEK 7	Peter and Andrew Meet Jesus (John 1:35-42)		Jesus is our friend.
WEEK 8	News About Jesus Spreads (Matthew 4:12-25)		Follow Jesus.
WEEK 9	Jesus Gives the Beatitudes (Matthew 5:1-12)	"Let the little children come to me" (Mark 10:14).	Following Jesus makes us happy.
WEEK 10	Jesus Teaches That We Are to Be Salt and Light (Matthew 5:13-16)		Help others see Jesus.
WEEK 11	Jesus Walks on Water (Matthew 14:22-33)		Jesus helps us believe.
WEEK 12	Zacchaeus Climbs a Tree to See Jesus (Luke 19:1-10)		Jesus loves everyone.
WEEK 13	Jesus Blesses the Children (Mark 10:13-16)		You're important to Jesus.


\* Due to the way Christmas falls, we recommend moving the lessons as needed to line up Lesson 3 with the week of Christmas.

### PLUS...

**Access all these FREE FaithWeaver NOW digital resources at [group.com/digital](http://group.com/digital):**

- **FREE digital copies of Teacher Guides** in PDF format so you can easily download any lesson for your ministry. Sharing lessons with busy volunteers couldn't be easier! *Look inside kit box for activation code.*
- **A FREE downloadable Director Manual** to help you structure your program for maximum effectiveness.
- **FREE weekly FamilyConnect pages** you can print out or email to parents to help families grow together in faith throughout the week.

### Don't forget...



**\*Get a colorful, age-appropriate student book for every child! Each week, you'll get...**

- Engaging activities that bring the Bible to life for every child
- Easy faith conversation-starters for kids to take home
- Meaningful at-home activities for families to dig into Scripture

**\*You'll need one per child. Sold separately.**



**THIS IS A SAMPLE**  
**The number of pages is limited.**

Purchase the item for the complete version.

