



# FAITHweaver

Weaving faith into today's families

# NOW<sup>®</sup>

**FALL**  
**SUNDAY SCHOOL**

**PRESCHOOL** **AGES 3&4**  
**TEACHER GUIDE**

# FAiTHweAVER

Weaving faith into today's families **NOW**®



**FALL**  
**SUNDAY SCHOOL**

**PRESCHOOL**  
**TEACHER GUIDE**

*Group*

## Group resources really work!

This Group resource incorporates our R.E.A.L. approach to ministry. It reinforces a growing friendship with Jesus, encourages long-term learning, and results in life transformation, because it's:



### Relational

Person-to-person interaction enhances spiritual growth and builds Christian friendships.

### Experiential

What we experience through action and discussion sticks with us up to 9 times longer than what we simply hear or read.

### Applicable

The aim of ministry is to equip people to be both hearers and doers of God's Word.

### Lifelong

Experiences transform the heart, moving faith beyond the walls of church and into everyday life for years to come.

## Group

[group.com/sunday-school](http://group.com/sunday-school)

### We know you care about kids...

We do, too!

That's why we attempt to ensure that all crafts, toys, and gizmos meet or exceed national safety standards—and are produced by manufacturers that don't use child labor or abuse their labor force. You can order Group resources knowing that in addition to caring for *your* kids, you're also caring for children elsewhere.

### Let's keep kids safe!

We strive to provide products that are mechanically reliable and hold together during normal, intended usage. Items are also checked for flammability, and both paint and surface coatings are checked for heavy metals—including lead. You can help your children stay safe by seeing that toys and gizmos are used as designed, for the purposes designed, and that any broken pieces are disposed of promptly and properly. We value your feedback. If you become aware of a problem affecting the safety of any of our products, please inform us immediately.

### FaithWeaver NOW® Bible Curriculum, Preschool/Ages 3 & 4, Fall

Copyright © 2001 and 2013 Group Publishing, Inc.

All rights reserved. No part of this book may be reproduced in any manner whatsoever without prior written permission from the publisher, except where noted in the text and in the case of brief quotations embodied in critical articles and reviews. For information, visit [group.com/permissions](http://group.com/permissions).



When you see the OK TO COPY icon, this means permission to photocopy the page from FaithWeaver NOW® Bible Curriculum for Preschool, Fall, is granted for local church use. Copyright © Group Publishing, Inc. [group.com](http://group.com)

### Credits

Contributing Authors: Jacqui Baker, Lorie Wallace Barnes, Ruthie Daniels, Enelle G. Eder, Jan Kershner, Carol Mader, Larry Shallenberger, Anna Goodwin Smith

Editors: Lee Sparks, Ali Thompson, Christine Yount Jones

Copy Editors: Deborah Helmers, Becky Helzer, Andrea Zimmerman

Chief Creative Officer: Joani Schultz

Cover Design and Art Direction: Jeff Spencer

Interior Design Team: Jeff Brunacci, Randy Kady, Rebecca Swain

Cover Photography: © iStockphoto.com/Grafvision

Production Manager: Pam Clifford

All Scripture quotations, unless otherwise indicated, are taken from the Holy Bible, New International Version®, NIV®. Copyright © 1973, 1978, 1984 by Biblica, Inc.™ Used by permission of Zondervan. All rights reserved worldwide. [www.zondervan.com](http://www.zondervan.com)

ISBN 978-1-4707-6819-5

Printed in the United States of America.

# Contents

Introduction .....	4
<b>The Lessons</b>	
.....	
<b>Lesson 1: David Becomes King—2 Samuel 5:1-5; Psalm 37</b>	<b>5</b>
<b>Lesson 2: David Is Merciful to Mephibosheth—2 Samuel 9</b>	<b>17</b>
<b>Lesson 3: God Forgives David—2 Samuel 12:1-7; Psalm 51:1-12</b>	<b>29</b>
<b>Lesson 4: Absalom Rebels and Is Defeated—2 Samuel 15:1-12; 17:1-12; 18:1-18</b>	<b>41</b>
<b>Lesson 5: Solomon Asks for Wisdom—1 Kings 2:1-4; 3:3-28</b>	<b>53</b>
<b>Lesson 6: Solomon Writes Many Proverbs—1 Kings 4:29-34; Proverbs 1:1-7</b>	<b>65</b>
<b>Lesson 7: Solomon Turns Away From God—1 Kings 11:1-13</b>	<b>75</b>
<b>Lesson 8: The Kingdom Divides—1 Kings 11:28-12:24</b>	<b>85</b>
<b>Lesson 9: Elijah Helps a Widow—1 Kings 17:7-24</b>	<b>95</b>
<b>Lesson 10: Elijah Challenges the Prophets of Baal—1 Kings 18:16-40</b>	<b>105</b>
<b>Lesson 11: God Speaks to Elijah in a Whisper—1 Kings 19:9-18</b>	<b>117</b>
<b>Lesson 12: God Takes Elijah to Heaven—2 Kings 2:1-15</b>	<b>129</b>
<b>Lesson 13: Jehoshaphat Trusts God for Victory—2 Chronicles 20:1-30</b>	<b>141</b>

# The future of Sunday school + family ministry is NOW.



No doubt about it, the world is changing. Families used to go to church every week. Kids used to have longer attention spans. Teachers used to have more time to prepare. And didn't our budgets used to be bigger?

Even the Sunday school Bible curriculum you used just a couple of years ago is already out of date. But there's one thing that's never changed: the need to grow families closer to Jesus.

That's why we created FaithWeaver NOW®, and it's different from anything you've ever seen before!

## **It combines Sunday school with family ministry.** ■■■■

Sure, you've seen Sunday school aimed at families. But FaithWeaver NOW actually hits the target by having everyone in the family learning about the same Scripture each week.

## **It's simpler and easier.** ■■■■

Sometimes change is a wonderful thing. Gone are the days when you needed to spend hours preparing your lessons and hunting for supplies. FaithWeaver NOW will have you and your team ready to go in a snap.

## **It's made for NOW.** ■■■■

Life is complicated and full of distractions. FaithWeaver NOW keeps faith on track through even the most frenzied lifestyles.

## **What makes FaithWeaver NOW the perfect curriculum for TODAY's church?**

- Families learn the same Bible point in age-appropriate ways.
- Kids don't just hear the Word. They experience it.
- Simple and easy lessons fit even the busiest lives.
- Kids see God in their everyday world.
- The Scope & Sequence covers the whole Bible in three years.
- You can customize it however you like, with both print and digital versions.



Create a vibrant family ministry that's new...that's wow...that's NOW. FaithWeaver NOW gives you a fresh strategy for being more successful than ever in bringing families closer to Jesus.

*Thom Schultz Joani Schultz*

Thom and Joani Schultz  
Chairman and Chief Creative Officer  
Group Publishing, Inc.





# David Becomes King

2 Samuel 5:1-5; Psalm 37

Since many preschoolers see adults as totally self-sufficient, it can be hard for young children to see that adults need help at times, too. Help children see that even as a king, David needed God's help. Just as God helped David, God helps us—no matter how old we are. Throughout this lesson, remind children that God helps us with everything we need.

LESSON	WHAT CHILDREN DO	SUPPLIES	EASY PREP
<b>1</b> <b>Getting Started</b> <i>about 5 min.</i>	<b>Welcome and Celebrate</b> Welcome each other, and praise God through music.	signal, CD player <b>Teacher Pack:</b> CD	
<b>2</b> <b>Key Verse Activity</b> <i>about 10 min.</i>	<b>Little Helpers</b> Act out hurts and ways to help, and then sing about our great God.	Bible, CD player <b>Teacher Pack:</b> CD	
<b>3</b> <b>Bible Exploration</b> <i>about 15 min.</i>	<b>Puppy Pointers</b> Find out why Theo has a calculator.	CD player, Theo puppet, calculator, rubber band <b>Teacher Pack:</b> CD	Attach a calculator to Theo's paw with a rubber band.
	<b>Bible Time: Who Will Be Our King?</b> Follow the "king's" instructions.	Bible, tape <b>Teacher Pack:</b> paper crown	



## ► Bible Point

God helps us.


## Key Verse

God is our help (adapted from Psalm 46:1).

## Weaving Faith Into Life

Children will turn to God for help during good times and bad times.



LESSON	WHAT CHILDREN DO	SUPPLIES	EASY PREP
<b>4</b> <b>Weaving Faith Into Life</b> <i>about 20 min.</i> <i>(Choose 2 centers.)</i>	<b>Center 1: Crowning a King</b> Crown David as king, and sing a song.	My Bible Hugs, glue sticks, CD player, scissors <b>Teacher Pack:</b> CD, "Gold Crowns" card	Remove the Lesson 1 pages from My Bible Hugs, and write children's names on them. Cut apart the gold crowns. 
	<b>Center 2: Counting What We Count On</b> Make a snack, and say one thing God helps them with.	napkins, plastic knives, cream cheese, 1 bagel half and 5 chocolate chips per child, anti-bacterial gel (optional)	
	<b>Center 3: Helping Hands</b> Play a helping game.	4 foam balls, bucket, masking tape	Fill a bucket with the foam balls. Use masking tape to make a line about 6 feet from the bucket.
	<b>Center 4: Shiny Crowns</b> Make fancy crowns.	1 sheet of large poster board per 4 children, scissors, pinking shears (optional), stapler, newspaper, glue, cotton swabs, metallic confetti	Cut a 4x18-inch strip of poster board for each child. Use pinking shears, if available, to cut a jagged line along one edge to represent the top of the crown. Cover a table with newspaper.
<b>5</b> <b>Lasting Impressions</b> <i>about 10 min.</i>	<b>Be a FaithWeaver</b> Choose a Daily Challenge to apply God's Word.	My Bible Hugs	
	<b>Action Prayer</b> Thank God for helping them.		
	<b>Weaving Faith at Home</b> Talk about how to share what they learned with their families.	My Bible Hugs	Tear out the Parent Letter in the back of each My Bible Hugs book to give to parents when they pick up their children.

# David Becomes King

## 2 Samuel 5:1-5; Psalm 37

BIBLE BACKGROUND  
FOR LEADERS

# David Mourns King Saul

We begin this quarter of Old Testament studies with the anointing of David as king of Israel. Many years earlier, Israel's first king, Saul, had turned from the Lord, and God had selected David to succeed Saul. For years after that, Saul sought to have David killed. However, David had refused to act against Saul or to become king until he was certain of God's timing. He had lived a difficult life, almost as an outlaw. Now Saul was dead; after being wounded in battle, he had taken his own life. In fact, Saul and three of his sons, including David's friend Jonathan, had died in the same battle (1 Samuel 31:1-6). So the door was wide open for David to become king of Israel.

David didn't rejoice when he learned of the deaths. Instead he and all his men mourned and wept the entire day (2 Samuel 1:1-12). David even wrote a song in honor of Saul and Jonathan, which can be found in 2 Samuel 1:19-27. He was truly saddened that their lives had ended as they did.

## Uniting the Kingdom

David was made king of Judah. Israel followed Abner, the commander of Saul's army, who made Ish-Bosheth, a son of Saul, king over Israel (2 Samuel 2:1-9). After years of much fighting, intrigue, and bloodshed, Ish-Bosheth was murdered, and the leaders of Israel came to David to make him king over them.

## David Leads Israel

David was 37 when he became king over all Israel. He had first been anointed to succeed Saul many years earlier, while still in his teens. After his long, patient wait, David was able to lead Israel to great prosperity, fend off the Philistines, and expand the boundaries of Israel during his reign. David wasn't perfect, but as

he relied on God, God rewarded him and Israel with prosperity.

David wrote Psalm 37, which describes his trust in God even when he was surrounded by enemies. In this psalm, David says to “delight yourself in the Lord and he will give you the desires of your heart” (Psalm 37:4). This could have been the theme of David’s life.

## The Jesus Connection

Through Jesus, God showed us how to take every step of life relying on him. Because of Jesus' courage, we can believe that trusting God will always be worth it!

What past experience has God used to teach you how to rely on him?

God has a wonderful way of not letting teachable moments in our lives go to waste. What is God using to teach you right now?

Ask God for wisdom to see and strength to move forward with faith, knowing that he'll always have everything you need. You can write your prayer here.

[illegible]





## Welcome and Celebrate Supplies

signal  
CD player

### Teacher Pack

CD: "Come and Join Us"  
(track 2), "Praise Him,  
Trust Him" (track 3)

# 1

## GETTING STARTED

# Welcome and Celebrate



**Tips** Don't know the melodies to the songs in this guide? Download the 99-cent Kids Songs app by Alkeo and play the tunes for 200+ common children's songs.

Consistently use the same signal to announce a transition to the next activity. You could flip the lights off and on, use a train whistle, have a puppet rustling inside a bag, or sing cleanup songs. Keep it simple, consistent, and fun.

## What You'll Do

As the children arrive, greet each one with a smile. When it's time to begin, use your signal to gather the children together in a circle on the floor.

Lead children in singing "Come and Join Us" to the tune of "Twinkle, Twinkle, Little Star" (track 2 on the CD).



**Come and join us, everyone!**  
**Sing and learn what God has done.**  
**Come and join us, everyone!**  
**Come and join us, we'll have fun.**  
**Come and join us, everyone!**  
**Sing and learn what God has done.**  
(Repeat 2x.)

Say: **Now that we're all together, let's sing and praise God. We praise God because God is good and ► GOD HELPS US.**

Lead children in singing "Praise Him, Trust Him" to the tune of "Praise Him" (track 3 on the CD). Encourage the kids to follow the motions in parentheses.



**Praise him, trust him.** (raise right arm and then left arm)  
**Let's all sing together!** (cup hands to mouth)  
**We can count on our God!** (raise both hands)  
**Praise him, trust him.** (raise right arm and then left arm)  
**We can count on our God now!** (raise both hands)  
(Repeat 2x.)

Say: **It's good to praise God for all the wonderful things he does. I'm so glad that ► GOD HELPS US every day.**

## 2 KEY VERSE ACTIVITY

### Little Helpers

#### What You'll Do ■■■■■■

Have the children form a circle and sit down. Open your Bible to Psalm 46:1, and show children the words.

Say: **Our Key Verse from the Bible says, "God is our refuge and strength, an ever-present help in trouble." This means that ► GOD HELPS US. Let's say it together.** Lead the children in repeating the adapted Key Verse: **God is our help (Psalm 46:1).**

Choose one child to stand in the center of the circle. Whisper a troubling situation for the child to act out. For example, you might say, "Hold your knee and act like you've hurt it." Ask: **How can we help?** Have other children show ways to help, such as patting the child's back, helping him or her sit down, or putting a tissue on the knee.

Choose other children to stand in the center of the circle and act out other situations, such as: "Rub your stomach and say that you're hungry." (Children might pretend to give the person food.) "Rub your eyes and pretend to be sad." (Children might hand the person a tissue or give a hug.) "Crawl on your hands and knees and say that you've lost a toy." (Children might pray for help and help the child look for the toy.) As children take turns, each time ask: **How can we help?** After each child's turn, lead children in saying the Key Verse: **God is our help (Psalm 46:1).**


#### Talk With Kids ■■■■

Ask:

- What did you like about being a helper?
- What's it like when someone helps you?
- What does God do to help you every day?

Say: **In the Bible, we learn that God helped King David. ► GOD HELPS US, too. God gives us food to eat, air to breathe, and pretty trees and flowers to look at. God also gives us people to help us when we're sad, hungry, or hurt. Remember, ► GOD HELPS US. Let's sing a song to help us remember how God helps us.**

Lead children in singing "Everybody Ought to Know" (track 5 on the CD).

 **Everybody ought to know,  
Everybody ought to know,  
Everybody ought to know  
Who Jesus is.**



#### Little Helpers Supplies

Bible

CD player

**Teacher Pack**

CD: "Everybody Ought to Know" (track 5)



He's my Savior, and he loves me,  
Caring for me every day.  
He will never, never leave me.  
He will guide me all the way.  
(Yell) **Everybody ought to know!**  
(Yell) **Everybody ought to know!**

**Everybody ought to know,**  
**Everybody ought to know,**  
**Everybody ought to know**  
**Who Jesus is.**

He's my Guide, and he will lead me  
Over any path I go.  
He will always go before me.  
He's the one you ought to know.

**Everybody ought to know, (echo)**  
**Everybody ought to know, (echo)**  
**Everybody ought to know**  
**Who Jesus is.**

(Yell) **Everybody ought to know!**  
(Yell) **Everybody ought to know!**  
(Yell) **Everybody ought to know!**  
(Yell) **Everybody ought to know!**

### 3

## BIBLE EXPLORATION

# Puppy Pointers

## What You'll Do

Say: **Listen, everyone, Theo's coming! He has something to show us. Let's find out what it is.** Play "Here, Theo" (track 4 on the CD), and bring out Theophilus the FaithRetriever with a calculator attached to his paw. Then follow along with the script.

**Theo:** Hi, everybody!

**Teacher:** Hello, Theo! It's nice of you to come to church with us today. Do you have something to show us?

**Theo:** I brought my calculator.

**Teacher:** Why did you bring your calculator, Theo?

**Theo:** Because I learned that we can count on God. This calculator helps me count really high.

## Puppy Pointers Supplies

CD player  
Theo puppet  
calculator  
rubber band

**Teacher Pack**  
CD: "Here, Theo"  
(track 4)

## Puppy Pointers Easy Prep

Attach a calculator  
to Theo's paw with a  
rubber band.

**Teacher:** Theo, counting on God doesn't mean counting really high. It means that God helps us.

**Theo:** How can God help me?

**Teacher:** God gives you the sun, your parents, and your food. Friends, can you tell Theo some other things God can help him with?

*(Pause for children to help Theo.)*

**Theo:** So I can count on God to help me with all those things?


**Teacher:** That's right, Theo! You can count on God for all those things and for lots more. You can count on God to take care of you. In the Bible, we're going to learn about a king who counted on God to help him lead the people.

**Theo:** I'm going to go put my calculator away and thank God for helping me.

**Teacher:** That's a good idea! Friends, let's say goodbye to Theo.

Encourage the children to wave or say goodbye to Theo. Then put Theo away in a safe place for next week's use.

## Bible Time: Who Will Be Our King?

 **Tip** Give literal preschool thinkers concrete examples. For example, after children help make snacks or clean up centers, say, "Thanks! I knew I could count on your help." Point out ways God helps us, such as "God helps us with sunshine or rain" and "I'm glad God helps us have good friends."

### What You'll Do

Open your Bible to 2 Samuel 5:1-5, and show the children the words.

Say: **The Bible tells us that ► GOD HELPS US. God's people needed a new king to lead them because Saul was a bad king. So the people wanted God to help David be the new king. Let's see what it was like when David became the king.**

Choose a child to stand in the middle of the circle. Measure the paper crown to fit the child's head, and tape it in place. Set the crown on the child's head, and have the rest of the children join hands and circle around the "King."

Say: **God told David that David would be king of the people. God said, "You will be the shepherd of my people Israel. You will be Israel's leader." God helped David be the king. Let's see if our King can lead us!**

Have the King lead the children in doing a simple exercise. If the child needs help, suggest simple motions that the King can lead, such as waving hands overhead, standing up and sitting down several times, or singing "Jesus Loves Me." Then choose another King by placing the crown on another child's head. Allow the new King to lead the others. Allow each child the opportunity to be King.



### Bible Time: Who Will Be Our King? Supplies

Bible

tape

**Teacher Pack**

paper crown



### Center 1: Crowning a King Supplies

My Bible Hugs  
glue sticks  
CD player  
scissors

#### Teacher Pack

CD: "Who Will Be Our King?" (track 6)  
"Gold Crowns" card

### Center 1: Crowning a King Easy Prep

Remove the Lesson 1 pages from each My Bible Hugs book, and write children's names on them. Cut apart the gold crowns.

## Talk With Kids ■■■■

Ask:

- What was it like to be the King?
- When did you need help to be the King?
- When do you need God's help?

Say: **When you were the King, I was here to help you if you needed help. In the Bible, God helped David lead his people. God helped David, and ► GOD HELPS US every day, too.**

## 4 WEAVING FAITH INTO LIFE

Choose at least two of the learning centers to help reinforce today's Bible lesson. Gather the needed materials, and put the supplies in an out-of-sight area until you're ready for them. Allow the children to choose which center they'd like to explore first. Then circulate among the children as they create and explore. Encourage them to make connections between their activities and the Bible by asking them the questions included with each center's description.

### ■ CENTER 1:

## Crowning a King

### What You'll Do ■■■■

Give each child a Lesson 1 page from My Bible Hugs and one gold crown. Set out several glue sticks. As the children glue the crowns on their pictures of David, have them take turns telling one thing they remember about what happened in the Bible today. When everyone is finished, play "Who Will Be Our King?" (track 6 on the CD) to the tune of "Skip to My Lou."

Each time children sing the line "Our king will be David!" have them wave their papers high.

🎵 **Who will be our king?**

**Who will be our king?**

**Who will be our king?**

**Our king will be David!**

*(Repeat 2x.)*

## Talk With Kids ■■■■

Ask:

- Would you want to be a king? Why or why not?
- Who are your leaders who need God's help?
- What can we pray about for these leaders?

Say: **King David counted on God to help him lead God's special people. And**  
**► GOD HELPS US, too.**

## CENTER 2:

# Counting What We Count On

## What You'll Do

Have the children wash their hands (or clean their hands with antibacterial gel), and then have them sit down to prepare their snack. Help each child spread cream cheese on a bagel half. Then give each child five chocolate chips.

## Talk With Kids

As children place each chocolate chip on the bagel, have them say one thing that God helps them with. Ask a child to pray for the snack; then have children eat and enjoy.

Say: **King David counted on God to help him lead God's special people. And**  
**► GOD HELPS US, too.**

## CENTER 3:

# Helping Hands

**Tip** If you have more than 10 kids, make two lines, each with a bucket and balls.

## What You'll Do

Form pairs, and have one partner hold the foam balls and stand on the masking tape line. The other partner will stand behind the bucket. Explain that one partner will try to toss the balls into the bucket. If any balls bounce out or don't make it in, the other partner will help by putting them in. When all the balls are in the bucket, let partners trade roles.

## Talk With Kids

Ask:

- What was it like when you helped your friend?
- What can you do to help your friends this week?

Say: **We helped others in this game, and we can help others this week, too. You can tell a joke to a sad friend, give a handshake to a lonely visitor, or clear the dishes after eating breakfast. It feels good when you help others, and it feels good when others help you. It always feels good to remember that ► GOD HELPS US.**



## Center 2: Counting What We Count On Supplies

napkins  
 plastic knives  
 cream cheese  
 1 bagel half and 5  
 chocolate chips per  
 child  
 antibacterial gel  
 (optional)

## ! ALLERGY ALERT

## Center 3: Helping Hands Supplies

4 foam balls  
 bucket  
 masking tape

## Center 3: Helping Hands Easy Prep

Fill a bucket with the foam balls. Use masking tape to make a line about 6 feet from the bucket.



#### Center 4: Shiny Crowns Supplies

1 sheet of large poster board per 4 children  
scissors  
pinking shears (optional)  
stapler  
newspaper  
glue  
cotton swabs  
metallic confetti

#### Center 4: Shiny Crowns Easy Prep

Cut a 4x18-inch strip of poster board for each child. Use pinking shears, if available, to cut a jagged line along one edge to represent the top of the crown. Cover a table with newspaper.

#### Be a FaithWeaver Supplies

My Bible Hugs

## CENTER 4: Shiny Crowns

### What You'll Do

Give each child one of the strips of poster board and a cotton swab. Put a little glue on the strip. Direct the children to smear the glue using the cotton swabs. Then encourage them to sprinkle the metallic confetti on their crowns. Measure the strips of paper around the children's heads, stapling to fit.

### Talk With Kids

As children make their crowns, ask:

- Tell about a time God has helped you.
- What can you do this week to count on God to help you?

Say: **God's people counted on David to be a good king. God helped David lead the people. God will hear us when we pray, and ► GOD HELPS US.**

## 5 LASTING IMPRESSIONS

## Be a FaithWeaver

### What You'll Do

After the children have cleaned up their centers, bring everyone back to a circle area on the floor. Review the lesson activities and the Bible Point, and then encourage the children to share what they remember about what they learned from the Bible today.

Also use this time to challenge kids in their faith. Encourage them to choose a Daily Challenge for applying today's lesson to their lives this week. Use this challenge for encouraging your children's growing relationships with Jesus.

### Talk With Kids

Say: **Today we learned that ► GOD HELPS US. I would like each of you this week to thank God for something he has helped you with.**

Read the three ideas for children to choose from:

- Thank God for providing a meal or snack.
- Thank God for your family, and give them each a big hug.
- Draw a picture of your favorite things, and then thank God for giving you those things.



FaithWeaver NOW is for today's Sunday school teachers. It's developed by real Sunday school teachers, examined by real ministry leaders, and tested and approved by thousands of churches so you get great lessons that work with today's families.

*This quarter you'll explore these Bible passages:*


	BIBLE CONTENT/SCRIPTURE	KEY VERSE	BIBLE POINT
WEEK 1	David Becomes King (2 Samuel 5:1-5; Psalm 37)	God is our help (adapted from Psalm 46:1).	God helps us.
WEEK 2	David Is Merciful to Mephibosheth (2 Samuel 9)		God helps us be kind.
WEEK 3	God Forgives David (2 Samuel 12:1-7; Psalm 51:1-12)		God forgives us when we say we're sorry to him.
WEEK 4	Absalom Rebels and Is Defeated (2 Samuel 15:1-12; 17:1-12; 18:1-18)		God says don't be selfish.
WEEK 5	Solomon Asks for Wisdom (1 Kings 2:1-4; 3:3-28)	"Trust in the Lord with all your heart" (Proverbs 3:5).	God teaches us.
WEEK 6	Solomon Writes Many Proverbs (1 Kings 4:29-34; Proverbs 1:1-7)		The Bible shows us how to live.
WEEK 7	Solomon Turns Away From God (1 Kings 11:1-13)		Worship God only.
WEEK 8	The Kingdom Divides (1 Kings 11:28-12:24)	"Do not worry" (Matthew 6:31).	Obey God.
WEEK 9	Elijah Helps a Widow (1 Kings 17:7-24)		God takes care of us.
WEEK 10	Elijah Challenges the Prophets of Baal (1 Kings 18:16-40)		Serve God.
WEEK 11	God Speaks to Elijah in a Whisper (1 Kings 19:9-18)	Do not fear; God is with you (adapted from Isaiah 41:10).	God is always with us.
WEEK 12	God Takes Elijah to Heaven (2 Kings 2:1-15)		God can help us be good friends.
WEEK 13	Jehoshaphat Trusts God for Victory (2 Chronicles 20:1-30)		God helps us.

**PLUS...**

**Access all these FREE FaithWeaver NOW digital resources at [group.com/digital](http://group.com/digital):**

- **FREE digital copies of Teacher Guides** in PDF format so you can easily download any lesson for your ministry. Sharing lessons with busy volunteers couldn't be easier! *Look inside kit box for activation code.*
- **A FREE downloadable Director Manual** to help you structure your program for maximum effectiveness.
- **FREE weekly FamilyConnect pages** you can print out or email to parents to help families grow together in faith throughout the week.

**Don't forget...**



**\*Get a colorful, age-appropriate student book for every child! Each week, you'll get...**

- Engaging activities that bring the Bible to life for every child
- Easy faith conversation-starters for kids to take home
- Meaningful at-home activities for families to dig into Scripture

**\*You'll need one per child. Sold separately.**





**THIS IS A SAMPLE**  
**The number of pages is limited.**

Purchase the item for the complete version.

