

FAITHWEAVER

Weaving faith into today's families **NOW**[®]

**FALL
SUNDAY SCHOOL**

**SENIOR HIGH
LEADER GUIDE**

FAITHWEAVER

Weaving faith into today's families **NOW**[®]

**FALL
SUNDAY SCHOOL**

**SENIOR HIGH
LEADER GUIDE**



Get your **FREE
DIGITAL COPY**
of this leader guide.

It's as EASY as **1-2-3.**

- 1** Visit **group.com/digital** to set up a free online account for your church.
- 2** Enter the Activation Code below to add this leader guide to your account.
- 3** Download PDF or Word files to your computer and print or email them to your leaders.

ONE-TIME ACTIVATION CODE:

Group

Group resources really work!

This Group resource incorporates our R.E.A.L. approach to ministry. It reinforces a growing friendship with Jesus, encourages long-term learning, and results in life transformation, because it's



Relational

Learner-to-learner interaction enhances learning and builds Christian friendships.

Experiential

What learners experience through discussion and action sticks with them up to 9 times longer than what they simply hear or read.

Applicable

The aim of Christian education is to equip learners to be both hearers and doers of God's Word.

Learner-based

Learners understand and retain more when the learning process takes into consideration how they learn best.

Group

group.com/sunday-school

FaithWeaver NOW® Bible Curriculum, Senior High, Fall

Copyright © 2000 and 2015 Group Publishing, Inc.

All rights reserved. No part of this book may be reproduced in any manner whatsoever without prior written permission from the publisher, except where noted in the text and in the case of brief quotations embodied in critical articles and reviews. For information, visit group.com/permissions.

OK TO COPY When you see the OK TO COPY icon, this means permission to photocopy the page from FaithWeaver NOW® Bible Curriculum for Senior High, Fall, is granted for local church use. Copyright © Group Publishing, Inc. group.com

Credits

Contributing Authors: Dr. Robert K. Arp, Tim Baker, Bryan Belknap, Rick Beno, Trudy Hewitt, Kate S. Holburn, Chad Kimberley, Inger Koppenhaver, Karl Leuthauser, Katherine Martinez, Julie Meiklejohn, James W. Miller, Siv M. Ricketts, Elaine Ernst Schneider, Christina Schofield, Pamela J. Shoup, Roxanne Wieman

Editors: Erica L. Feucht, Scott Firestone IV, Jennifer Hooks, Stephanie Martin, Jessica Sausto, Owen Shattuck, Ali Thompson, Christine Yount Jones

Copy Editors: Lyndsay Gerwing, Becky Helzer, Andrea Zimmerman

Chief Creative Officer: Joani Schultz

Cover Design and Art Direction: Jeff Spencer

Interior Design Team: Jared Bigham, Jeff Brunacci, Kate Elvin, Suzi Jensen, Randy Kady, Rebecca Swain

Cover Photographer: Rodney Stewart

All Scripture quotations, unless otherwise indicated, are taken from the Holy Bible, New International Version®, NIV®. Copyright © 1973, 1978, 1984 by Biblica, Inc.™ Used by permission of Zondervan. All rights reserved worldwide. www.zondervan.com

ISBN 978-1-4707-6618-4

Printed in the United States of America.



Contents

Introduction 4

The Studies

Study 1: The Israelites Cross the Red Sea—Exodus 13:17–14:31 5

Study 2: God Sends Quail and Manna—Exodus 16:1-26 15

Study 3: God Provides Water—Exodus 17:1-7 25

Study 4: God Gives the Ten Commandments (Part 1)
—Exodus 19:16–20:21 35

Study 5: God Gives the Ten Commandments (Part 2)
—Exodus 19:16–20:21 45

Study 6: The Israelites Worship a Golden Calf—Exodus 32:1-25 55

Study 7: The Israelites Build the Tabernacle—Exodus 35:4–36:38 67

Study 8: Moses Sends Spies Into the Promised Land
—Numbers 13:1–14:23 77

Study 9: Balaam’s Donkey Talks—Numbers 22:1-38 87

Study 10: Joshua Becomes Leader of Israel—Joshua 1:1-11 97

Study 11: Joshua Sends Spies to Jericho—Joshua 2:1-24 107

Study 12: The Israelites Cross the Jordan River—Joshua 3:1–4:24 117

Study 13: God Gives Victory Over Jericho—Joshua 6:1-27 129



The future of Sunday school + family ministry is NOW.



No doubt about it, the world is changing. Families used to go to church every week. Kids used to have longer attention spans. Teachers used to have more time to prepare. And didn't our budgets used to be bigger?

Even the Sunday school Bible curriculum you used just a couple of years ago is already out of date. But there's one thing that's never changed: the need to grow families closer to Jesus.

That's why we created FaithWeaver NOW®, and it's different from anything you've ever seen before!

It combines Sunday school with family ministry. ■■■■

Sure, you've seen Sunday school aimed at families. But FaithWeaver NOW actually hits the target by having everyone in the family learning about the same Scripture each week.

It's simpler and easier. ■■■■

Sometimes change is a wonderful thing. Gone are the days when you needed to spend hours preparing your lessons and hunting for supplies. FaithWeaver NOW will have you and your team ready to go in a snap.

It's made for NOW. ■■■■

Life is complicated and full of distractions. FaithWeaver NOW keeps faith on track through even the most frenzied lifestyles.

What makes FaithWeaver NOW the perfect curriculum for TODAY's church?

- Families learn the same Bible passage in age-appropriate ways.
- Kids don't just hear the Word. They experience it.
- Simple and easy lessons fit even the busiest lives.
- Kids see God in their everyday world.
- The Scope & Sequence goes through the Bible every three years.
- You can customize it however you like, with both print and digital versions.




Create a vibrant family ministry that's new...that's wow...that's NOW. FaithWeaver NOW gives you a fresh strategy for being more successful than ever in bringing families closer to Jesus.

Thom Schultz Joani Schultz

Thom and Joani Schultz
Chairman and Chief Creative Officer
Group Publishing, Inc.





The Israelites Cross the Red Sea

Exodus 13:17–14:31

As students mature, their false sense of invincibility slowly crumbles. They understand that many of the horrible things that happen in the news can just as easily happen to them. So don't be surprised if this study reveals that students are on opposite ends of the spectrum. Some students will say that they have no fears, while others may indicate that they have many. Use this study to help your students see that they're indeed vulnerable, but they can rest in God's protection.

STUDY	WHAT STUDENTS DO	SUPPLIES	EASY PREP
1 Faith Connection	Horror Stories <i>(about 15 min.)</i> Add to one another's stories about fear, and talk about when and why people have fears.	paper, pens	
	Media Connection (Option) <i>(about 10 min.)</i> Watch a scene from <i>Jaws</i> , and talk about fear.	video player, movie <i>Jaws</i>	Cue <i>Jaws</i> to 01:21:24, when Chief Brody picks up a bucket of chum.
2 Bible Exploration	Acting in Fear <i>(about 20 min.)</i> Create and perform skits based on the Bible passage to understand why the Israelites were afraid and how they handled that fear.	Bibles	

Bold text within the lesson is spoken text.



► Bible Point

God helps us when we're afraid.

Key Verse


"He guides me in paths of righteousness for his name's sake. Even though I walk through the valley of the shadow of death, I will fear no evil, for you are with me; your rod and your staff, they comfort me" (Psalm 23:3-4).

Weaving Faith Into Life

Students will face fears with confidence in God.

Every activity incorporates the FaithWeaver NOW Senior High Handbook—make sure each student has one!






STUDY	WHAT STUDENTS DO	SUPPLIES	EASY PREP
<p>3</p> <p>Weaving Faith Into Life</p>	<p>Get Your Feet Wet <i>(about 20 min.)</i></p> <p>Use bare feet and water to share fears about and commitments to stepping out bravely in faith.</p>	Bibles, 1 spray bottle filled with water for every 5 or 6 students	
<p>4</p> <p>Lasting Impressions</p>	<p>Daily Challenges <i>(about 5 min.)</i></p> <p>Choose a Daily Challenge to apply God's Word.</p>	Senior High Handbooks or 1 copy per student of the "Taking It Home" handout (at the end of this study), pens	
	<p>Weaving Faith at Home <i>(about 2 min.)</i></p> <p>Talk about how to share what they learned with their families.</p>		

Bold text within the lesson is spoken text.





The Israelites Cross the Red Sea

Exodus 13:17–14:31

BIBLE BACKGROUND
FOR LEADERS

God Cares for His People

.....

As the mass of more than 2 million Hebrews left Egypt, God knew that facing the warlike Philistines immediately would likely have made the Hebrews lose hope and turn back to Egypt. The pillar of cloud by day and pillar of fire by night must have been awesome and comforting.

God’s Unusual Strategy

.....

God instructed the Israelites to turn back somewhat toward Egypt and camp at a spot between Migdol and the Red Sea. God had a bigger plan than anyone else could know. Pharaoh would’ve been confident that he could easily defeat the Israelites.

The Israelites were slaves of the Egyptians only days prior to this event. They’d been beaten by the whips of the slave drivers and were familiar with the weapons the Egyptians carried. They must’ve realized that their fighting talents were nothing compared with the Egyptians’. And they were backed against the sea, with mountains on two sides and the Egyptians bearing down on them. The situation must’ve seemed hopeless.

God Shows His Power

.....

We can realize that God had all this planned. He knew that the people would be frightened. He knew that they would doubt him. But he also knew that his power would be remembered forever. God knew that he would prevail, that the Hebrews would be saved from Pharaoh, and that the result would be a people growing greatly in their faith in him.

It may seem odd that no record of this event has been found in Egyptian history. However, it’s likely that all records were wiped from the books because it would’ve been an embarrassment for the world to

know that mighty Egypt had been devastated by its own lowly slaves.

The Jesus Connection

.....

We live in troubled times when it’s easy for people to lose heart and feel hopeless and lost. But a relationship with Jesus can give us peace and joy. Jesus is our light in dark times.

When have you felt out of sorts and desperate to find some control over your situation? Perhaps the Israelites felt these things after they escaped from Egypt. Although they may not have recognized it at the time, eventually they were able to look back and see how God used that time to protect them and bring glory to himself.

What part of your life might God have his hand in now? What can you do to connect with God during times of fear and desperation? Take a few minutes to reflect on God’s hand in your life. Write your reflection here.





Horror Stories Supplies

paper
pens

1 FAITH CONNECTION

Horror Stories

What You'll Do ■■■■■■

Welcome students to the group. Have your students form a circle, and give each person a sheet of paper and a pen.

Say: Please write your initials in the top right-hand corner of your paper. After you've done that, I'd like you to write a few sentences that will serve as the beginning of a story that others will add to. For this part of the assignment, create the opening to a scary tale about something you were afraid of as a young child. You have about a minute to work, so make it concise and go with your first thoughts.

Encourage your students with your own enthusiasm. If they're hesitant and not getting into the activity, simply have them each share their greatest fears and explain why they think they're afraid. Discuss how fears change with age and experience.

To continue the story-writing activity, have students pass their papers to the person on their right.

Say: On the paper you just received, continue the story. However, you must work the thing you're most afraid of now into the story. You'll have about a minute.

After a minute or so, have them again pass their papers to the right. Students should then continue the story by including something about a fear they've overcome within the last three years.

Then have students pass the stories again. Direct them to write for another minute, weaving in a fear they think most people their age have. After time is up, have students return each story to the person whose initials are on the top right of the paper. Allow a few people to share their stories.


Talk With Students ■■■■

Lead students in this discussion. They can find these questions in their Senior High Handbooks.

Ask:

- **What's the one thing you're most afraid of?**
- **Why are you afraid of that thing?**
- **How do you usually react to fear? How did that show up in your story?**





Say: **We all experience fear. Sometimes fear is a healthy thing. For example, it's good to be afraid of jumping into the middle of traffic. But fear becomes a problem when it paralyzes us from doing what's right or if it robs us of peace—like when you're in the lunchroom at school and you see someone getting picked on, and fear keeps you from standing up for the person. Today we'll concentrate on that kind of fear, and we'll talk about how ► GOD HELPS US WHEN WE'RE AFRAID.**

Media Connection (Option)



Tip In general, federal copyright laws do not allow you to use videos or DVDs (even ones you own) for any purpose other than home viewing. Your church can obtain a license from Christian Video Licensing International for a small fee. Just visit cvli.com or call 1-888-771-2854 for more information. Many movie clips are available at youtube.com. This clip is also available at wingclips.com under the title "A Bigger Boat."

Warning: This clip contains foul language that is muted out on wingclips.com. It also depicts a man smoking a cigarette.

What You'll Do ■■■■■■

Instead of doing the "Horror Stories" activity, show students a clip from the movie *Jaws* that will help them think about reactions to scary situations. Begin the clip at 01:21:24, when Chief Brody picks up a bucket of chum. In this clip, the men sent to capture the great white shark get their first glimpse of him and respond to just how big he is. End the clip at 01:23:03, when the men discuss the size of the shark, saying, "That's a 20-footer" and then "Twenty-five."

Talk With Students ■■■■

Lead students in this discussion. They can find these questions in their Senior High Handbooks.

Ask:

- What's the one thing you're most afraid of?
- Why are you afraid of that thing?
- What did you notice in this clip about reactions to fear?
- How do you usually react to fear?

Say: **We all experience fear. Sometimes fear is a healthy thing—like when a 25-foot shark is attacking people. But fear becomes a problem when it paralyzes us from doing what's right, or if it robs us of peace—like when you're in the lunchroom at school and you see someone getting picked on, and fear keeps you from standing up for the person. Today we'll concentrate on that kind of fear, and we'll talk about how ► GOD HELPS US WHEN WE'RE AFRAID.**



Media Connection Supplies

video player
movie *Jaws*

Media Connection Easy Prep

Cue *Jaws* to 01:21:24, when Chief Brody picks up a bucket of chum.





Acting in Fear Supplies

Bibles

2

BIBLE EXPLORATION

Acting in Fear

What You'll Do ■■■■■■

Have students form groups of four. Make sure everyone has a Bible, and have everyone open to Exodus 13:17–14:31. Say: **There used to be a game show called Fear Factor. In it, people had to see how long they could endure some pretty scary things—like sitting in a tub of spiders or eating a centipede!**

Today's Bible passage has a lot of fears. With your group, read the passage. As you read, pay attention to scary elements of the passage. As you find some, mention them to your group. Then come up with a game show skit that will depict the fear factors the Israelites faced. Some of you will be contestants on the game show. If you are, try to react the same way the Israelites did.

Give groups 10 minutes to read and plan their skits, and then have the groups perform.

Talk With Students ■■■■■


Have groups discuss these questions. They can find these questions in their Senior High Handbooks.

Ask:

- Tell about a time you faced a fear. How was your situation like or unlike the Israelites' situation?
- How did you handle the fear you faced? How does that compare with what the Israelites did?
- Based on reading this passage and on the game shows you saw, what are some good and bad ways to handle fear?

Say: **Sometimes when fear starts to consume us, we focus on the wrong things, ignoring the bigger picture. We focus on the scary thing—like you did in your game shows—rather than focusing on what God can do. We'll continue to talk about how we can learn from this example the Israelites set for us and how God helped them, just like ► GOD HELPS US WHEN WE'RE AFRAID.**





3 WEAVING FAITH INTO LIFE

Get Your Feet Wet

What You'll Do

Have students form groups of five or six, and give each group a spray bottle of water. Say: **It wasn't until the Israelites got their feet wet in the Red Sea that the waters were parted. God wants his people to step out in faith to show they trust him when they feel afraid. I want each one of you to leave here with that kind of assurance, so let's get your feet wet.**

Ask students to remove their shoes and socks. Also have everyone open their Bibles to the Key Verse, Psalm 23:3-4.

Ask someone to read aloud the Key Verse: "He guides me in paths of righteousness for his name's sake. Even though I walk through the valley of the shadow of death, I will fear no evil, for you are with me; your rod and your staff, they comfort me."

Say: **As we get our feet wet, we're going to fill in the blanks of this verse with your own words. You can find this in your Senior High Handbook. Here's what you'll need to fill in:**

**"Even though I walk through _____
I will fear no _____
for you are with me; you comfort me by _____."**

Explain that when one team member fills in the verse, others will take turns spraying that person's feet with water. Continue until everyone has shared and gotten their feet wet.

Then allow about five minutes for groups to pray together about their fears and how they can trust in God.

Talk With Students

Lead students in this discussion. They can find these questions in their Senior High Handbooks.

Ask:

- **Why were the Israelites' fears justifiable?**
- **What's understandable about the fears people in your group shared?**
- **What's a different way to look at your fears based on our Key Verse?**

Say: ► **GOD HELPS US WHEN WE'RE AFRAID, even when it seems like God is far away or that there is no reason to trust God. He's still there to help us. Like the Israelites, sometimes we need to take a step of faith and get our feet wet to realize God has made a way for us to get through our fears. Let's trust him with our fears this week.**



Get Your Feet Wet Supplies

Bibles

1 spray bottle filled with water for every 5 or 6 students



Daily Challenges Supplies

Senior High Handbooks
or 1 copy per student
of the “Taking It
Home” handout (at the
end of this study)
pens

4 LASTING IMPRESSIONS

Daily Challenges

What You’ll Do ■■■■■■

Have students get out their handbooks, or distribute “Taking It Home” handouts to all students. Say: **Today we’ve seen how ► GOD HELPS US WHEN WE’RE AFRAID. Let’s discuss how we’ll turn to him with our fears this week.**

Direct students to find this week’s Daily Challenges in their Senior High Handbooks or on their “Taking It Home” handouts. They may choose one or more of these three options:

- **Make a pocket-sized booklet with pictures of things that scare you. On the back of each page, write a Bible verse that helps you deal with that fear.**
- **Skim the book of Psalms for passages about danger and how God protects those he loves.**
- **Talk to a friend about your fears. Find out what fears you have in common, and pray for God to help you when you’re afraid.**

Talk With Students ■■■■

Lead students in this discussion.

Ask:

- **What’s a practical way you’re going to do your Daily Challenge? Include a time, a place, and other ideas.**

Say: **The Israelites were surrounded by scary things, but God was with them. ► GOD HELPS US WHEN WE’RE AFRAID, too. Let’s trust God with our fears as we follow through with our Daily Challenges.**


Weaving Faith at Home

Encourage students to talk with their parents about the Daily Challenges they chose and what they learned about fear. Students can also do the “Talk With Your Family” activity in their handbooks or on their “Taking It Home” pages with their families.

Talk to your Director about emailing the FREE FamilyConnect to all your church’s families! Available at group.com/digital.

Close in prayer. Have students form pairs and pray for each other about their Daily Challenges.





The Israelites Cross the Red Sea—Exodus 13:17–14:31

► **Bible Point**—God helps us when we’re afraid.

Key Verse—“He guides me in paths of righteousness for his name’s sake. Even though I walk through the valley of the shadow of death, I will fear no evil, for you are with me; your rod and your staff, they comfort me” (Psalm 23:3-4).

Daily Challenge

Choose one or more of these Daily Challenges to do this week.

- **Make a pocket-sized booklet with pictures of things that scare you. On the back of each page, write a Bible verse that helps you deal with that fear.**
- **Skim the book of Psalms for passages about danger and how God protects those he loves.**
- **Talk to a friend about your fears. Find out what fears you have in common, and pray for God to help you when you’re afraid.**

Faith Journal

What scares you? In what areas of your life do you feel as if God is or isn’t helping you with that?

Talk With Your Family

Read Psalm 23 with your family, and discuss these questions:

- **What does this passage tell you about how God takes care of your fears?**
- **Why do you think so many people turn to Psalm 23 for reassurance?**
- **Think about something you’re scared of right now. Does Psalm 23 reassure you? Why or why not?**

Have family members each choose one word or phrase from Psalm 23 to repeat when they face a fear or stressor this week.

Quotables

.....
“Courage is being scared to death—but saddling up anyway.”—John Wayne (actor and all-around cool guy)

! **OK
TO COPY**



FaithWeaver NOW is for today's Sunday school teachers. It's developed by real Sunday school teachers, examined by real ministry leaders, and tested and approved by thousands of churches so you get great lessons that work with today's families.

This quarter you'll explore these Bible passages:


	BIBLE CONTENT/SCRIPTURE	KEY VERSE	BIBLE POINT
WEEK 1	The Israelites Cross the Red Sea (Exodus 13:17-14:31)	"He restores my soul. He guides me in paths of righteousness for his name's sake. Even though I walk through the valley of the shadow of death, I will fear no evil, for you are with me; your rod and your staff, they comfort me" (Psalm 23:3-4).	God helps us when we're afraid.
WEEK 2	God Sends Quail and Manna (Exodus 16:1-26)	"You prepare a table for me in the presence of my enemies. You anoint my head with oil; my cup overflows. Surely goodness and love will follow me all the days of my life, and I will dwell in the house of the Lord forever" (Psalm 23:5-6).	God gives us what we need.
WEEK 3	God Provides Water (Exodus 17:1-7)	"The Lord is my shepherd, I shall not be in want. He makes me lie down in green pastures, he leads me beside quiet waters" (Psalm 23:1-2).	God is patient with us.
WEEK 4	God Gives the Ten Commandments (Part 1) (Exodus 19:16-20:21)	"Love the Lord your God with all your heart and with all your soul and with all your strength. These commandments that I give you today are to be upon your hearts" (Deuteronomy 6:5-6).	Honor God by obeying him.
WEEK 5	God Gives the Ten Commandments (Part 2) (Exodus 19:16-20:21)	" 'Do not murder, do not commit adultery, do not steal, do not give false testimony, honor your father and mother,' and 'love your neighbor as yourself' " (Matthew 19:18-19).	God tells us how to respect others.
WEEK 6	The Israelites Worship a Golden Calf (Exodus 32:1-25)	"I am the Lord your God, who brought you out of Egypt, out of the land of slavery. You shall have no other gods before me" (Exodus 20:2-3).	Only God deserves our worship.
WEEK 7	The Israelites Build the Tabernacle (Exodus 35:4-36:38)	"And whatever you do, whether in word or deed, do it all in the name of the Lord Jesus, giving thanks to God the Father through him" (Colossians 3:17).	We all can serve God.
WEEK 8	Moses Sends Spies Into the Promised Land (Numbers 13:1-14:23)	"Therefore, my dear brothers, stand firm. Let nothing move you. Always give yourselves fully to the work of the Lord, because you know that your labor in the Lord is not in vain" (1 Corinthians 15:58).	Be brave for God..
WEEK 9	Balaam's Donkey Talks (Numbers 22:1-38)	"Come and see what God has done, how awesome his works in man's behalf" (Psalm 66:5).	Pay attention to God.
WEEK 10	Joshua Becomes Leader of Israel (Joshua 1:1-11)	"Have I not commanded you? Be strong and courageous. Do not be terrified; do not be discouraged, for the Lord your God will be with you wherever you go" (Joshua 1:9).	God is with us.
WEEK 11	Joshua Sends Spies to Jericho (Joshua 2:1-24)	"And without faith it is impossible to please God" (Hebrews 11:6).	We can have faith that God will do big things in our lives.
WEEK 12	The Israelites Cross the Jordan River (Joshua 3:1-4:24)	"Give thanks to the Lord, call on his name; make known among the nations what he has done" (1 Chronicles 16:8).	Remember what God has done.
WEEK 13	God Gives Victory Over Jericho (Joshua 6:1-27)	"Humble yourselves, therefore, under God's mighty hand, that he may lift you up in due time. Cast all your anxiety on him because he cares for you" (1 Peter 5:6-7).	God's power works for good.

PLUS...

Access all these FREE FaithWeaver NOW digital resources at group.com/digital:

- **FREE digital copies of Leader Guides** in Word and PDF format so you can easily customize any lesson to your ministry. Sharing lessons with busy volunteers couldn't be easier! *See inside for activation code.*
- **A FREE downloadable Director Manual** to help you structure your program for maximum effectiveness.
- **FREE weekly FamilyConnect pages** you can print out or email to parents to help families grow together in faith throughout the week.

Don't forget...



Senior High Handbook*

Includes the "Taking It Home" handouts for each week, along with any other reproducible pages found in this quarterly Leader Guide.

***Optional—get one for each student.**



THIS IS A SAMPLE
The number of pages is limited.

Purchase the item for the complete version.

