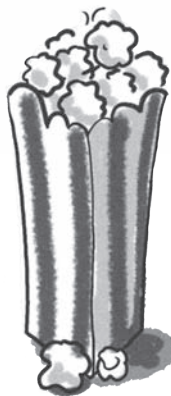


**G-RATED**

*GROUP'S*  
**DINNER**  
**AND**  
**A MOVIE**

Friendship, Faith, and Fun for **All Ages**



**Group**  
*Loveland, Colorado*  
[www.group.com](http://www.group.com)

## Group resources actually work!



**T**his Group resource helps you focus on **"The 1 Thing"**—a life-changing relationship with Jesus Christ. "The 1 Thing" incorporates our **R.E.A.L.** approach to ministry. It reinforces a growing friendship with Jesus, encourages long-term learning, and results in life transformation, because it's:

### **Relational**

Learner-to-learner interaction enhances learning and builds Christian friendships.

### **Experiential**

What learners experience through discussion and action sticks with them up to 9 times longer than what they simply hear or read.

### **Applicable**

The aim of Christian education is to equip learners to be both hearers and doers of God's Word.

### **Learner-based**

Learners understand and retain more when the learning process takes into consideration how they learn best.

### **Group's Dinner and a Movie: G-Rated**

Copyright © 2008 Group Publishing, Inc.

All rights reserved. No part of this book may be reproduced in any manner whatsoever without prior written permission from the publisher, except where noted in the text and in the case of brief quotations embodied in critical articles and reviews. For information, write Permissions, Group Publishing, Inc., Ministry Essentials, P.O. Box 481, Loveland, CO 80539.

Visit our Web site: [www.group.com](http://www.group.com)

### **Credits**

Contributing Authors: Linda Crawford, Heather Dunn, Gina Leuthauser, Mike Van Schooneveld, Jill Wuellner

Editor: Ann Marie Rozum

Senior Developer: Amy Nappa

Project Manager: Scott M. Kinner

Chief Creative Officer: Joani Schultz

Copy Editor: Dena Twinem

Art Director: Andrea Filer

Print Production Artist: YaYe Design

Illustrator: Alan Flinn

Production Manager: Peggy Naylor

Unless otherwise noted, Scripture taken from the HOLY BIBLE, NEW INTERNATIONAL VERSION®. Copyright © 1973, 1978, 1984 by International Bible Society. Used by permission of Zondervan Publishing House. All rights reserved.

Library of Congress Cataloging-in-Publication Data

Group's dinner and a movie : G-rated : friendship, faith, and fun for all ages / [contributing authors, Linda Crawford ... et al.]. -- 1st American pbk. ed.

p. cm.

ISBN 978-0-7644-3661-1 (pbk. : alk. paper) 1. Church group work. 2.

Motion pictures in church work. 3. Cookery--Religious

aspects--Christianity. I. Crawford, Linda, 1938-

BV652.2.G693 2008


253'.7--dc22

2007038350

ISBN 978-0-7644-3661-1

Printed in the United States of America.

10 9 8 7 6 5 4 3 2 1 17 16 15 14 13 12 11 10 09 08



# TABLE OF CONTENTS

<b>Introduction</b> .....	4
<b>Finding Nemo</b> .....	5
<b>Chicken Run</b> .....	12
<b>Mary Poppins</b> .....	19
<b>Willy Wonka and the Chocolate Factory</b> .....	26
<b>The Sound of Music</b> .....	33
<b>Charlotte's Web</b> .....	41
<b>The Wizard of Oz</b> .....	48
<b>Cars</b> .....	56
<b>Swiss Family Robinson</b> .....	64
<b>The Rookie</b> .....	72
<b>Meet the Robinsons</b> .....	78
<b>101 Dalmatians</b> .....	85
<b>Invitations</b> .....	93

## INTRODUCTION

**Welcome** to *Group's Dinner and a Movie: G-Rated*, a resource for people of all ages who really love food and movies!

During these out-of-the-ordinary small-group events, you'll cook a meal together with your friends and families, and you'll enjoy lively discussion around the dinner table (TalkStarters are included with each event). Then you'll watch a movie together and enjoy some really great snacks. Afterward you'll discuss the spiritual themes of the movie.

Cooking and sharing meals together will really increase the dynamics of the fellowship in your group of friends and families. As you chop, stir, cook, eat, and laugh together, you'll learn about one another and build memories that will last a lifetime. It's easy to include children in your cooking with the Cooking Together tips. You'll learn to be a community. Isn't that just what God wants for your church?

Not only that, there's much to learn about ourselves and God in the movies. We'll see disobedience, betrayal, regret, and revenge. We'll also see love, sacrifice, grace, and redemption. All of these themes, played out in a variety of family-friendly comedies and adventure stories, can powerfully teach all ages about the God we serve and how to follow him more. Besides that, watching these movies with an eye toward the spiritual will help families look for God in every movie or TV show they watch.

These events are great anytime. They're perfect to use for a family night or small-group gathering. You can have a Dinner and a Movie once a quarter, once a month, or anytime families or small groups want to get together for something out of the ordinary.

We hope you enjoy these Dinner and a Movie events! Start the show!

## IS IT LEGAL TO SHOW THESE MOVIES TO MY SMALL GROUP?

In general, federal copyright laws do allow you to use videos or DVDs for the purpose of home viewing as long as you aren't charging admission. However, you may feel more comfortable if you purchase a license. Your church can obtain a license from Christian Video Licensing International for a small fee. Just visit [www.cvli.org](http://www.cvli.org) or call 1-888-302-6020 for more information. When using a movie that is not covered by the license, we recommend directly contacting the production company to seek permission to use it.





# MENU

## Dinner

Coconut Shrimp  
With Rice

Tropical Fruit  
Kabobs

Shark Bait Delight

## Movie Snacks

Fish-Shaped  
Crackers

Ocean Blue Punch

Admit  
ONE

Admit  
ONE

# Finding Nemo

**Genre:** Family/Adventure

**Length:** 100 Minutes **Rating:** G

**QUICK PLOT:** Nemo, an adolescent fish with an overprotective dad, strays too far from his boundaries and is swept away from his home in the sea. An epic journey ensues as his father tries to find him.





## Easy Option Meal

Save time on meal preparation by serving Piggyback Fish Sticks (goldfish crackers stuck to the top of fish sticks with tarter sauce) along with pre-sliced tropical fruits such as pineapple and mango from your grocery store's deli. Finish off with Nemo-colored orange sherbet or orange cream Popsicle flavored ices. Of course, you could avoid kitchen time altogether by picking up fish and chips from a local fast-food restaurant.

### TIP:

You can find coconut milk in the Asian section of your grocery store, or ask an employee to help you find it. And you don't have to use light—it just makes the dish a bit less heavy.

# SUPPLIES

Before your Dinner and a Movie event, you may want to talk to everyone who plans to attend and divide up the ingredients list. Keep in mind that some items may cost a lot more than others. Perhaps two people would like to share the cost of those ingredients, while others each bring a couple of items.

What you'll need:	Names:
<b>Coconut Shrimp With Rice (serves 8)</b>	
2 cups rice	_____
2 pounds medium shrimp, peeled and deveined	_____
3 tablespoons olive oil	_____
1½ onions	_____
3 cloves of garlic	_____
2 teaspoons fresh ginger	_____
1 teaspoon cilantro	_____
¼ teaspoon cumin	_____
2 cups light coconut milk	_____
2 teaspoons sugar	_____
¼ teaspoon red pepper flakes	_____
salt	_____
<b>Tropical Fruit Kabobs (serves 8)</b>	
2 star fruits	_____
6 medium bananas	_____
10 medium kiwis	_____
one 20-ounce can pineapple chunks	_____
bamboo skewers	_____
<b>Ocean Blue Punch (makes 3 quarts)</b>	
1 packet blue raspberry powdered drink mix	_____
sugar (according to powdered drink mix directions)	_____
one 10-ounce can frozen pineapple juice, thawed	_____
1 liter ginger ale	_____
<b>Extras</b>	
Fish-shaped cheese crackers for a movie snack	_____
	_____
	_____

Permission to photocopy this page from Group's Dinner and a Movie: G-Rated granted for local church use. Copyright © Group Publishing, Inc., P.O. Box 481, Loveland, CO 80539. www.group.com.



**Shark Bait Delight (recipe on page 8)**

# Recipes

## COCONUT SHRIMP WITH RICE

2 cups rice	2 teaspoons fresh ginger, grated
2 pounds medium shrimp, peeled and deveined (can substitute chicken)	1 teaspoon cilantro
3 tablespoons olive oil	¼ teaspoon cumin
1½ onions, chopped	2 cups light coconut milk
3 cloves of garlic, minced	2 teaspoons sugar
	¼ teaspoon red pepper flakes
	salt to taste

Prepare rice according to package directions. (For a fun surprise, add a drop or two of blue food coloring to the water to make “ocean rice.”) Heat oil in a large skillet over medium heat. Add the shrimp and cook for 5 minutes. Remove shrimp to a plate, and set aside. Add the onion, garlic, ginger, cilantro, and cumin, and cook until onion is tender. Stir in coconut milk, sugar, and red pepper, and bring to a simmer. Add the shrimp, cover, and cook for 10 minutes. Salt to taste. Serve over rice. Serves 8.



## TROPICAL FRUIT KABOBS

2 star fruits	one 20-ounce can pineapple chunks
6 medium bananas, cut into 1-inch pieces	bamboo skewers
10 medium kiwis, peeled and quartered	

Have the adults slice star fruits into ½-inch slices (so they resemble stars). Cut bananas and kiwis into bite-sized pieces.

Have the kids (aided by an adult) thread the fruit onto skewers, alternating fruits. Serves 8.



## OCEAN BLUE PUNCH

1 packet blue raspberry powdered drink mix	one 10-ounce can frozen pineapple juice, thawed
water (according to powdered drink directions)	1 liter ginger ale
sugar (according to powdered drink directions)	

Mix powdered drink with sugar and water in a punch bowl, according to package directions. Add pineapple juice and ginger ale. Makes 3 quarts.

### TIP:

*If you have picky kids, substitute chicken breast tenders for the shrimp in this recipe.*

### TIP:

*Add “Nemo” to the Ocean Blue Punch by including a large scoop of orange sherbet.*



## Set the Stage

Create an underwater paradise for your movie night. Drape the walls or floor with blue sheets. Hang blue or green streamer paper in front of the door to create an entry to your ocean room. Create simple fish cut outs in bright colors such as orange, red, yellow, and blue. Punch a hole in the top and hang them from the ceiling.

Make an undersea centerpiece by filling a fishbowl with colorful marbles or pebbles and adding aquarium items such as treasure chests and artificial seaweed. Better yet: Do you happen to own a gold fish?

As guests arrive, give each a small bottle of bubble solution to create a bubbly underwater atmosphere. Play a bit of island music, and you're ready for an ocean party!



## SHARK BAIT DELIGHT

2 cups boiling water	jelly beans
one 8-serving package blue gelatin	gummy sharks
2 cups cold water	2 cups whipped topping

Layer jelly beans on the bottom of a 9x13-inch pan to resemble sand. In a large bowl, combine gelatin powder with boiling water. Stir until completely dissolved. Stir in cold water, and pour into the 9x13-inch pan. Refrigerate for 45 minutes. Before the gelatin sets, add gummy sharks to the mixture. Before serving, top with whipped topping. Apply whipped topping with a spatula, peaking it slightly to look like the crests of waves. Serves 10-12.

## COOKING TOGETHER

1. Make the Shark Bait Delight according to the recipe above before your guests arrive.
2. Shortly before your guests arrive, begin the rice for the Coconut Shrimp with Rice as it can take 30 minutes to cook.
3. When everyone arrives, have two volunteers make the Ocean Blue Punch according to the recipe on page 7.
4. Have two people working on the Coconut Shrimp according to the recipe on page 7. One person can cut the onion, while the other gets all the ingredients and spices ready. Then they can start cooking!
5. Have a volunteer cut up fruit for the Tropical Fruit Kabobs. Remind kids of the importance of washing their hands before preparing food, then have other volunteers supervise kids as they thread the fruit onto skewers. It's a good idea for adults to hold the skewers as kids push fruit onto them.



6. Have one person create “waves” on the Shark Bait Delight using a spatula and whipped topping.
7. Remaining volunteers can set the table and prepare beverages.
8. When everything is ready, move the food to your serving table, and ask someone to pray over your meal.
9. After eating, make cleanup easy by inviting everyone to pitch in. Then set out fish-shaped crackers and Ocean Blue Punch for your guests and get ready for the movie!

## “Meal Time TalkStarters”

- *If you could live in the sea, what kind of fish or sea creature would you like to be? Why?*
- *Have you ever gotten lost? What happened?*
- *Has anyone ever gone out of his or her way to help you? How?*
- *Tell about any peculiar fears or phobias you have.*

## LET’S WATCH A MOVIE!



### THE PRE-SHOW


Have everyone gather in the area where you’ll show the movie. If you’ve just finished eating dinner together, you may want to provide a quick break for people to use the restroom.

When everyone is together, serve fish crackers to anyone who wants snacks. Be sure to provide napkins (a tropical motif would be fun).

Have adults team up with kids in groups of three to five, and give each group a piece of paper and pen. Ask groups to answer these trivia questions about fish. Then read the answers aloud so all can compare their answers to the correct ones.

### BIG FISH, LITTLE FISH TRIVIA QUIZ

1. Which is longer, a whale shark or a killer whale?
2. How many teeth does a blue shark have in its lifetime?
3. What structure made of living sea creatures can be seen from outer space?
4. About how long can a sea turtle live?
5. How big is the largest aquarium?



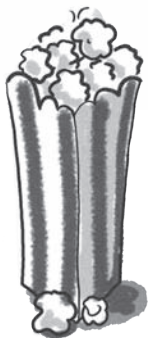


### Answers

1. A whale shark. Though killer whales can grow as long as 32 feet, the whale shark is the longest fish, often reaching 45 feet!
2. Sharks replace their teeth every six to eight weeks, so a shark probably goes through thousands of teeth in its lifetime.
3. The Great Barrier Reef in Australia.
4. They've been known to live over 80 years!
5. The Georgia Aquarium needs 8 million gallons of water to support over 100,000 fish and animals. It probably wouldn't fit in your living room.

## THE SHOW

### *Finding Nemo*



**Genre:** Family/Adventure

**Length:** 100 Minutes

**Rating:** G (Some scenes may be frightening to little ones, such as a barracuda attacking the reef in the opening scene, and a shark chasing Marlin and Dory when it smells blood.)

**Plot:** Set in Australia's Great Barrier Reef, *Finding Nemo* is about a clownfish, Marlin, who loves his son, Nemo, but his overprotective parenting begins to strain their relationship. In an act of rebellion, Nemo swims in a forbidden area and gets caught by divers who take him far away from the reef.

Marlin tries desperately to follow the boat where Nemo is captive, but he can't swim fast enough and no one will help him—until he encounters a talkative, forgetful blue tang fish named Dory. Marlin doesn't really take Dory seriously (who would?) and has a hard time trusting her. In fact, it's his constant fear and mistrust of everyone that causes Marlin to fall into trouble throughout his journey.

As he finally begins to take chances and make new friends, Marlin realizes that he may have been unfair to his son. Meanwhile, with the help of his own new friends in a dentist's aquarium where he's "imprisoned," Nemo discovers bravery that he didn't know he had.

## THE POST-SHOW

After the movie, use some or all of these questions to discuss the spiritual themes in *Finding Nemo*.



Which character are you most like, and why?



What advice would you give Marlin about being a good parent? What advice would you give Nemo about being a good son?



By the end of the movie, Marlin has overcome his distrust of others and his fear of the ocean. What fear have you overcome? How did you do that?



At first, Marlin ignored Dory and wouldn't listen to her because he thought she was weird and different. Have you ever done this to someone? If so, what do you think you missed out on?



It was hard for Marlin to trust Dory. What do you think it takes to trust someone?



Nemo lacked confidence because one of his fins was weaker than the other. In what area do you wish you had more confidence? What can you do about that?



As you watched *Finding Nemo*, what did you learn about God's undersea creation that you didn't know before?




How is Marlin's relationship with Nemo like God's relationship with us? How is it different?

### Bible Passages

You may want to use these Bible passages during your movie

#### discussion:

- *Matthew 18:12-14*—The parable of the lost sheep.
- *Ephesians 6:1-4*—Honor your family.
- *2 Thessalonians 2:16-17*—God encourages us.



## PRAYER

End the evening by praying together. Thank God that, like Marlin trying to find Nemo, he never gives up on us and always loves us.





**THIS IS A SAMPLE**  
**The number of pages is limited.**

Purchase the item for the complete version.

