



Children's Church

It's church...just for kids!



Leader Guide

SPRING • CHILDREN'S CHURCH



group.com/sunday-school

Group resources really work!

This Group resource incorporates our R.E.A.L. approach to ministry. It reinforces a growing friendship with Jesus, encourages long-term learning, and results in life transformation, because it's:



Relational

Person-to-person interaction enhances spiritual growth and builds Christian friendships.

Experiential

What we experience through action and discussion sticks with us up to 9 times longer than what we simply hear or read.

Applicable

The aim of ministry is to equip people to be both hearers and doers of God's Word.

Lifelong

Experiences transform the heart, moving faith beyond the walls of church and into everyday life for years to come.

We know you care about kids...

We do, too!

That's why we attempt to ensure that all crafts, toys, and gizmos meet or exceed national safety standards—and are produced by manufacturers that don't use child labor or abuse their labor force. You can order Group resources knowing that in addition to caring for *your* kids, you're also caring for children elsewhere.

Let's keep kids safe!

We strive to provide products that are mechanically reliable and hold together during normal, intended usage. Items are also checked for flammability, and both paint and surface coatings are checked for heavy metals—including lead.

You can help your children stay safe by seeing that toys and gizmos are used as designed, for the purposes designed, and that any broken pieces are disposed of promptly and properly. We value your feedback. If you become aware of a problem affecting the safety of any of our products, please inform us immediately.



Kids Own Worship®: FaithWeaver® Children's Church, Leader Guide, Spring
Copyright © 2001 and 2016 Group Publishing, Inc.

Group

All rights reserved. No part of this book may be reproduced in any manner whatsoever without prior written permission from the publisher, except where noted in the text and in the case of brief quotations embodied in critical articles and reviews. For information, visit group.com/permissions.

Visit our website: group.com

Current Edition Credits

Contributing Authors: Diane Belcher, Janet R. Reeves, Carol Smith, Bonnie Temple, and April I. Thoms

Project Manager: Ali Thompson

Editors: Scott M. Kinner, Sue Lerdal, Lori Haynes Niles, Beth Robinson, Bonnie Temple, and Dena Twinem

Copy Editor: Andrea Zimmerman

Chief Creative Officer: Joani Schultz

Cover Design and Art Direction: Jeff Spencer

Interior Design Team: Shelly Dillon

Illustrators: Matt Wood and Dana Regan

All Scripture quotations, unless otherwise indicated, are taken from the Holy Bible, New International Version®, NIV®. Copyright © 1973, 1978, 1984 by Biblica, Inc.™ Used by permission of Zondervan. All rights reserved worldwide. www.zondervan.com

ISBN 978-1-4707-6684-9

Printed in the United States of America.

Contents

Introduction	4
Staffing Your Children's Church	5
The Sessions	
Session 1: <i>Jesus Teaches About Good Fruit</i> • Luke 6:43-45	6
Session 2: <i>Jesus Tells the Parable of the Lost Son</i> • Luke 15:11-32	18
Session 3: <i>Jesus Washes the Disciples' Feet</i> • John 13:1-17	30
Session 4: <i>Jesus Is Tried and Crucified</i> • Luke 19:28-40; 23:1-49.....	42
*Session 5: <i>Jesus Appears to Mary</i> • John 20:1-18	56
Session 6: <i>Apostles Defend Their Faith</i> • Acts 5:12-42	70
Session 7: <i>Saul Meets Jesus Near Damascus</i> • Acts 9:1-20.....	82
Session 8: <i>Peter Raises Tabitha from the Dead</i> • Acts 9:36-43	96
Session 9: <i>An Angel Frees Peter from Jail</i> • Acts 12:1-18	108
Session 10: <i>Lydia Is Converted</i> • Acts 16:9-15	120
Session 11: <i>Paul's Jailer Believes in Jesus</i> • Acts 16:16-34	132
Session 12: <i>Paul Describes Living by God's Spirit</i> • Romans 8:9-17.....	146
Session 13: <i>Paul Describes Genuine Love</i> • 1 Corinthians 13:1-13.....	160

*Due to the way Easter falls, we recommended shifting sessions as needed so that Session 5 lines up with Easter. For a recommended schedule, visit the Digital Download Center.

Don't just teach about the Bible. Change lives!

KidsOwn Worship® is a resource God will use to change the lives of the children in your church.

KidsOwn Worship sessions encourage people to focus on the one most important thing in life: *a growing relationship with Jesus*. In Luke 10:41-42 (the Martha and Mary story), Jesus said, "Martha, Martha, you are worried and upset about many things, but only one thing is needed." Every session in

KidsOwn Worship helps students focus on this one thing, a growing relationship with Jesus. Whether they're studying Bible stories from the Old Testament or the New Testament, learners will be challenged to grow closer to Jesus every week.

You'll be thrilled at the way KidsOwn Worship encourages learners to weave faith into life. By providing meaningful activities, great discussions, and personal challenges, KidsOwn Worship takes learners past head knowledge of the Bible and into heart- and life-change.

With KidsOwn Worship, students of all ages will

- experience God's story in fresh, fun, meaningful ways;
- understand God's Word by doing surprising, fun stuff;
- discover the adventure of applying God's truth to everyday life;
- build a forever friendship with Jesus—the best friend they could ever have!

Welcome to KidsOwn Worship: Church for your kids.

Children's church is where your preschoolers and elementary children build their worship foundation. It's where they focus on God in a personal way—and experience children's worship through uplifting songs and fun, memorable Bible learning.

We know you don't want to just teach about the Bible in your children's church; you want to change lives through worship that touches minds and hearts in amazing ways! Thanks to KidsOwn Worship, your preschool and elementary children will experience worship through memorable songs and impactful Bible learning. It's flexible, easy-to-plan and—most importantly—effective in helping your kids grow a personal relationship with Jesus.

While KidsOwn Worship can be used in conjunction with any Sunday school curriculum, it works particularly well with FaithWeaver NOW and FaithWeaver Friends. Together, your families will learn about the same important Bible passages—allowing them to grow in faith as families.

We're so glad you've decided to touch the heart of God and change the hearts of your kids with KidsOwn Worship. We know you'll help kids grow closer to God!

Thom Schultz

Joani Schultz

Thom and Joani Schultz
Chairman and Chief Creative Officer
Group Publishing, Inc.



**Weave faith
into life!**

KidsOwn Worship also works hand in hand with FaithWeaver NOW and FaithWeaver Friends. All three of these great programs follow the same Scope & Sequence to help reinforce the Bible message throughout the week. FaithWeaver NOW is available for infants–adults.

Staffing Your Children's Church

To help make your children's church experience strong, it is important that you have at least one adult helper no matter how many children attend your children's church. In addition, we recommend that you recruit at least one helper for every 15 children.

Song Leader

You may want to recruit a song leader who can lead your children in a powerful worship experience. Give the DVD to the song leader, and let him or her know which songs will be sung each week and what discussion he or she is responsible for.

Preschool Leader

You may decide to keep all the children together during the entire worship time or to separate the preschoolers and elementary students during Let's Learn the Point! If you decide to separate preschoolers for this section, recruit a preschool leader, and make sure there's a room where the preschoolers can meet.

Staffing for Your Children's Church Size

If your children's church is made up of 30 or fewer children, you'll be able to run an effective children's church program with two leaders—one to present material or lead worship songs, the other to gather supplies and help children with their individual needs.

If you have more than 30 children in your children's group, we suggest that you use a small-group format, which we call Praise Crews, for discussions. Using Praise Crews will change both the number of volunteers and the kind of volunteers you'll need (see margin box). Each Praise Crew will need a responsible teenager or an adult helper to build relationships and help with individual needs.

Involving Older Children

If you have older elementary children or preteens who want to be involved in children's church, consider forming a children's worship team. It's a great way to help children learn to serve, and you'll find that many children are eager to participate on a worship team. Hold regular rehearsals to help the worship-team children learn the song lyrics and motions. Be sure to rotate children into the worship team often so that many children get a chance to learn how to serve.

Important Legal Information

When you purchase a *KidsOwn Worship DVD* or kit, you also buy the right to use the songs and lyrics as often as you like within your church.

What Do Praise Crew Leaders Do?

- Arrive early and be ready to welcome the kids in your Praise Crews.
- Worship enthusiastically! If you put your heart into worshipping God, kids will, too!
- Listen carefully to directions, and help each child participate in the worship activities and the discussion that follows.
- Gently redirect kids who get off track or start misbehaving. It's your job to help kids have an awesome experience at KidsOwn Worship.

Jesus Teaches About Good Fruit

Luke 6:43-45



Worship Theme:



God helps us grow.

Weaving Faith Into Life:





Children will praise God for helping them grow in knowledge and understanding of him.


Session Sequence	What Children Will Do	Supplies
<p>1 Let's Praise God! (up to 25 minutes)</p>	<p>Sing</p> <ul style="list-style-type: none"> • "I Have a Friend (Yo Tengo un Amigo)" • "Light of the World" • "Are You Going to Praise the Lord?" • "Love the Lord" (Deuteronomy 6:4-9) • "This Little Light of Mine" 	<p>KidsOwn Worship Kit: <i>KidsOwn Worship DVD</i></p> <p>Classroom Supplies: Video equipment, growth chart, step stool, to-do list, chalkboard, chalk</p>

Preschool

Session Sequence	What Children Will Do	Supplies
<p>2 Let's Learn the Point! (up to 25 minutes)</p>	<p>The Right Fruit Learn how God helps people grow to produce good fruit.</p>	<p>Classroom Supplies: Scissors, masking tape, 1 copy of "The Right Fruit" (at the end of this session) per child</p>
	<p>* Bearing Fruit Paint fruit vines to remember the good fruit God wants them to grow.</p>	<p>Classroom Supplies: Paint smocks, butcher paper, washable tempera paint, water, paintbrush, sponges, straws, marker, wet wipes</p>
	<p>God Is Helping Me Grow Praise God for helping them grow in many ways.</p>	

Elementary

Session Sequence	What Children Will Do	Supplies
<div style="display: flex; align-items: center;"> <div style="border: 1px solid gray; border-radius: 50%; width: 30px; height: 30px; display: flex; align-items: center; justify-content: center; margin-right: 10px;">2</div> <div> <p>Let's Learn the Point! (up to 25 minutes)</p> </div> </div>	<p>* Growing Flowers Explore how it's necessary to receive God's help personally in order to grow.</p>	<p>KidsOwn Worship Kit: Crystal Growing Tree Classroom Supplies: Tray</p> 
	<p>* "100% Real Fruit" Watch and discuss the video segment.</p>	<p>KidsOwn Worship Kit: <i>KidsOwn Worship DVD</i>, Crystal Growing Tree Classroom Supplies: Video equipment</p> 
	<p>Fruit of the Spirit Design trees that define the fruit of the Spirit.</p>	<p>Classroom Supplies: 9 pieces of butcher paper, dictionaries, markers</p>

Session Sequence	What Children Will Do	Supplies
<div style="display: flex; align-items: center;"> <div style="border: 1px solid gray; border-radius: 50%; width: 30px; height: 30px; display: flex; align-items: center; justify-content: center; margin-right: 10px;">3</div> <div> <p>Let's Pray! (up to 10 minutes)</p> </div> </div>	<p>The Offering Measure the height of their growing offering.</p>	<p>Classroom Supplies: Glass jar, ruler, transparent tape</p>
	<p>Growing Fruit Thank God for growing good fruit in their lives.</p>	<p>KidsOwn Worship Kit: Crystal Growing Tree Classroom Supplies: "Fruit of the Spirit" trees</p> 
	<p>"No Greater Love" Sing a song as a prayer.</p>	<p>KidsOwn Worship Kit: <i>KidsOwn Worship DVD</i> Classroom Supplies: Video equipment</p>

* Starred activities can be used successfully with preschool and elementary children together.

Customize your session to fit your needs. You can separate preschoolers and elementary children for Section 2.

Or, if you keep the children all together for the entire worship session, we suggest you choose from the starred activities.

Jesus Teaches About Good Fruit

Luke 6:43-45

In his references to good and bad trees in this passage, Jesus is obviously drawing an analogy to the fruit that people bear. Notice that the distinction is not between healthy apple trees and diseased apple trees. It is between fruit trees and thorns or briars; it is the kind of tree that makes the difference. Many kinds of trees look good but don't produce fruit. So it is with people. Jesus seems to be saying that a person who is not really a servant of God, no matter how good he or she seems to be, cannot possibly produce fruit for him. Conversely, someone who really is God's servant will automatically produce fruit.

In Luke 6:45, Jesus expounds on the principle he introduced in the tree metaphor. What comes out of us through our speech and behavior flows from what is within. If what is inside us is good and God-honoring, our lives will honor God. If what is inside us is evil, our lives will not honor God. No matter how hard we try to make good impressions, no one will be fooled for long if our hearts are deceitful.

Devotion for Leaders

As we make our relationship with Jesus a priority, we'll find our actions will bear fruit that will please him.

Weaving Faith Into Your Life: Read aloud Luke 6:43-45. What can you do to store good things in your heart? In what circumstances can you bring good things out of the good you've stored in your heart? If you passionately follow God, the good you've stored will flow out to a needy world. Ask God to show you someone you can serve in your church who has a need, and then do the good thing and help that person.

Why We Worship for Leaders

The Bible tells us that God intends for his people to grow in faith, in character, and in good works. The Bible promises that “the righteous will flourish like a palm tree, they will grow like a cedar of Lebanon” (Psalm 92:12). John 15 tells us that, if we abide in Christ and if Christ abides in us, we will grow into the people God wants us to be. God helps us grow. What a mighty God we serve!

Easy Prep for Leaders

Let’s Praise God!—Make sure your video equipment is ready.

—Attach a growth chart or measuring tape to the entrance children will use. Make an average day’s to-do list.

Growing Flowers—Assemble the Crystal Growing Tree, and place it on the tray.

“Orchards”—Watch the video titled “100% Real Fruit” at least once before the worship session.

The Offering—Tape a ruler to the side of a glass jar.

Preschool Activities—Refer to the preschool pages for preparations.

Skits and Puppets

In the KidsOwn Worship Kit, you’ll find a collection of skits titled “KidsOwn Worship Skits.” The skits are designed to be used with Theophilus the FaithRetriever™ puppet during the preschool activities. You can purchase a Theo puppet at your local Christian bookstore.

1 Let’s Praise God!

Play music videos on the *KidsOwn Worship DVD* as children arrive. Greet children by name, and measure each one.

When everyone has arrived, have the children stand.


Say **Welcome to children’s church! Oh, how I love Jesus! When we praise Jesus—when we tell others how wonderful he is—we show how much we love him. We show the world that Jesus is more important and more wonderful than anyone or anything else!**

Stand on the step stool.

Say **Jesus is Lord of my life. I lift him high right now.**

Invite children to take turns standing on the step stool and praising Jesus to lift him high. Stand next to the step stool to help children step on and off safely.

Say **Now let’s lift him high in song. Let’s sing “I Have a Friend.”**

 Sing “I Have a Friend.”

Say **Another way to lift Jesus high is to love other people the way Jesus would love them. When we show Jesus’ love to others, it’s like shining a light in the darkness. People see how much Jesus cares for them, and they learn to love him, too. Let’s praise Jesus for lighting up the world with his love. Let’s sing “Light of the World.”**



Sing "Light of the World."

Consider having actors act out the following story as you tell it. Or bring in a houseplant with some dead leaves and trim the plant as you talk.

Say Listen while I tell you a story from the Bible.

There was once a beautiful vine. It produced sweet, wonderful fruit. A wise gardener tended the vine. He cared for it lovingly. Some of the branches of the vine were dry and withered. They didn't produce any fruit at all. The gardener knew that those dry, withered branches were not good for the vine because they pulled energy away from the healthy branches. So the wise gardener cut off the dry, withered branches.

The wise gardener didn't stop there. He knew that even the healthy branches of the vine could be better. He trimmed them and cleaned them so they would bear even more fruit.

The Bible tells us that Jesus is the vine and God is the gardener that tends the vine. We're like the branches—we're connected to Jesus—and the fruit we grow is goodness and patience and kindness. God helps us grow to be like Jesus so that we can love others with Jesus' love. He helps us grow the way a gardener helps the branches of a vine to grow. The Bible says that Jesus is the vine, God is the gardener, and we are the branches.

Ask • How does a gardener help the branches of a vine to grow? (By trimming them; by pulling off the dead leaves.)

Say The gardener waters the vine, makes sure it has plenty of sunlight, keeps bugs away, and prunes it. That means he cuts off the dead branches so healthy branches can grow.

The vine helps the branches grow by sending water and food to each one. Jesus gives us everything we need to grow healthy and strong, so we can show his love to others.

As we grow to be the people he wants us to be, showing Jesus' love to others, we bring glory and honor to God. Just as a vine is the source of water and food for its branches, Jesus is the source of our joy as he helps us grow! Let's glorify his name right now by singing "Are You Going to Praise the Lord?"



Sing "Are You Going to Praise the Lord?"

Say God helps us grow. God fills us with love for others. God gives us everything we need to be the people he wants us to be. I love him! Don't you? Let's sing "Love the Lord" (Deuteronomy 6:4-9).



Sing "Love the Lord" (Deuteronomy 6:4-9).

Let the children sit down. Show them your to-do list.


Say Sometimes, when I have a lot to do, I make a list. I call this my to-do list because it is a list of things to do. Here is my list. Read the list aloud.

Some days, I have so much to do that I know I won't get it all done! On those days, I have to choose the most important things to do. Let's make a to-do list of our own and decide what activities are most important.

Have children call out things they might do on an average day. Write their responses on the chalkboard or on newsprint. Then help the children number all answers in order of importance.

Say ▶ **It can be hard to choose wisely, but homework is more important than TV. Going to school is more important than going to a friend's house. It's nice when we have time to do everything we want to do, but when we don't have time, we have to choose wisely.**

Keeping our priorities straight helps us grow. Jesus gives everything we need to grow, and he helps our branch of the vine grow more fruit to glorify God's name and bring other people to Jesus. We need to let Jesus lead our lives. Let's sing a song to remind us of Jesus' forgiveness and second chances to have the right priorities.

 Sing "You Forgive Me."

Pray ▶ **God, we love you. You are the greatest of all, and you deserve all honor and praise. Thank you for helping us grow so we can show others Jesus' love and bring more people to you. We want to grow good fruit for your kingdom because we love you, Lord! In Jesus' name, amen.**

2 **Let's Learn the Point!**

Preschool Activities, pages 13-14

At this time, have the preschool leader invite the preschoolers to go to their own room for this section of activities. Tear out the Preschool Activities page, and give it to the preschool leader. Have the preschool leader bring the preschoolers back to participate in Let's Pray! with the older children. If you prefer to keep all the children together, do the starred (*) activities. They work well with both elementary and preschool children.

Elementary Activities

*** Growing Flowers**

Show the children the Crystal Growing Tree from the KidsOwn Worship Kit.

Ask ▶ **•What do trees and flowers need to grow?** (Sun; water; good dirt.)

Say ▶ **Let's give this tree some water.** Ask a child to pour the packet of liquid into the tray. Have everyone watch the flower for 30 seconds.



Ask • The directions say to add this liquid. Why do you think the tree isn't growing? (It's not real; it needs sun; it's not alive.)

Say Let's set the tree aside for a while. Then we'll come back to it to see if there have been any changes.

Set the tree aside while you do the next activity. There will be a discussion about the tree at the end of the next activity.

* "100% Real Fruit"



Show the "100% Real Fruit" video.

- Ask**
- **What was so silly about fake fruit wanting to be the most important?** (They weren't real; they were just plastic.)
 - **What's the difference between real and fake fruit?** (Real fruit grows; you can't eat fake fruit; real fruit is made by God; fake fruit is plastic.)
 - **Give an example of how being a Christian is like being a real piece of fruit.** (God makes us grow; we can help other people.)

Bring out the Crystal Growing Tree from the previous activity. It should just be starting to show the growth of crystals at the ends of the "branches."

- Ask**
- **Do you notice anything different about the tree now?** (It looks different; there's something new on the branches.)
 - **Why do you think it took a while for the tree to start growing?** (Growing things takes time; maybe it grows slower without sunshine.)
 - **How is the way the tree grew like the way a Christian grows? Why?** (Christians need time, too, to learn about God; the tree needed help to grow, and so do Christians.)
 - **The tree needed water to grow. What do Christians need to help them grow?** (Help from God; help from other people; the Bible.)
 - **In what ways is God helping you grow?** (I'm learning more about God in Sunday school; I read about God in the Bible, and that helps me grow.)

Say God helps us grow in all kinds of ways. And just like this tree, we grow little by little every day. Sometimes we don't even notice because it happens so slowly. But God promises us that he will help us grow until we're exactly what he wants us to be.

Set the tree aside again to bring out during the prayer time.



Jesus Teaches About Good Fruit

Luke 6:43-45

Worship Theme:



God helps us grow.

Easy Prep for Leaders

The Right Fruit—Make one copy of “The Right Fruit” handout (at the end of this session) for each child. Use scissors or a paper cutter to separate the four sections.

Bearing Fruit—Dampen one or more sponges, and put a different fruit-colored washable tempera on each sponge. If you’d like, you can add a bit of fruit-scented extract to the paint. You’ll also need green washable tempera paint thinned with water to the consistency of light cream.

Using Theo

Consider using Theophilus the FaithRetriever™ puppet today in these ways:

- Have Theo lead the preschoolers from the main worship area to the preschool room.
- Have Theo lead the song “God Is Helping Me Grow.”
- See the KidsOwn Worship Kit for a puppet skit written for today’s worship session.



The Right Fruit

Say One day, Jesus told a story about trees. He told this story to help us understand how God helps us grow. Jesus said that each tree grows its own kind of fruit.

Have the children stand and pretend to be trees.

Say You are all apple trees. You can only grow apples.

Have the children pretend to be pear trees.

Ask • What kind of fruit does a pear tree grow?

Continue, having the children pretend to be different kinds of trees. Ask what kind of fruit each tree grows. Then have the children sit down.

Say Jesus said people grow like trees. If there is good in their hearts, they do good things. If there is bad in their hearts, they do bad things. But God helps us grow to do good things. When we let him take care of our hearts, he makes our hearts good, so we can do good things for him. The good we do is called our fruit. Let’s be good fruit trees.

Have the children stand and pretend to be trees again. Use masking tape loops to hang the fruit from the handout on the children’s “tree-branch” arms.

Ask • What kind of fruit are you growing?

Help the children understand what is happening in each handout picture.

Say Showing love to others, helping our parents, sharing with friends, and talking to God are good things to do. These things are good fruit! Let’s ask God to help us grow good fruit.

Pray Lord, we want to grow good fruit. Thank you for your help. Help us grow to do the good things you want us to do. We want to grow good because we love you. In Jesus’ name, amen.

* Bearing Fruit

Have the children sit around tables covered with butcher paper. Give each a paint smock (old shirts worn backward work well as smocks) and a straw.

Say God helps us grow. He gives us everything we need to grow the way he wants us to. He helps us to be the loving people he wants us to be. We're going to do a project to show everyone that we know God helps us to grow and bear good fruit to honor him.

Use a paintbrush to put drops of green paint around the edges of the paper. Show the children how to blow on the paint through their straws to make the paint drops *grow* into long thin lines. If necessary, add paint drops along the children's lines so they can make the lines longer.

Preschool Leader Tip

Watch the children carefully to keep them from getting carried away during this activity. They could be tempted to blow paint onto the table or toward each other. If possible, invite extra helpers in for this project. If extra help is not possible, let one or two children work at a time while the others watch. Limit time with the paint and straws so children will be less likely to exercise their creativity in messy ways.

Ask • How did you make the paint lines grow?

Say You gave the paint what it needed by blowing air in a certain direction.

Ask • What does God give us to help us grow?

Say Let's help these green vines have fruit! Raise your hand to tell me one good thing God can help you do or grow to do. When you tell me something, you can press your thumb on one of the sponges and make thumbprint fruit on a vine.

As each child finishes making thumbprints, wipe his or her hands with a wet wipe. Let the children write their names somewhere on the paper. Print "God Helps Us Grow" on the butcher paper, and display the banner in a prominent place.



God Is Helping Me Grow

Have the children sit in a circle.

Say God helps you grow. God helps you grow taller. God helps you learn new things. God helps you develop strong muscles. God helps you do good things for other people. God helps you learn to know and love him! God is good! Let's thank him.

Teach "God Is Helping Me Grow" to the tune of "I'm a Little Tea Pot."

God is helping me grow big and strong.

I learn new things all the year long.

I thank God for helping me grow

To do the things that please him so.

At the end of the song, ask a child to name something he or she has recently learned. Have the children say, "Thank you, God, for helping us grow!" Sing the song several times, making sure each child gets a chance to share.

(continued from page 12)

Fruit of the Spirit

Say The Bible tells us that Christians grow just like flowers or fruit in a garden. Galatians 5:22-23 tells us what grows in us: “But the fruit of the Spirit is love, joy, peace, patience, kindness, goodness, faithfulness, gentleness and self-control. Against such things there is no law.” God’s Spirit in our lives grows all these good things. Let’s learn more about the fruit of the Spirit.

Have kids form nine groups—it’s OK if only one child is in each group. Give each group a square of butcher paper, and provide several dictionaries.

Assign one fruit of the Spirit—love, joy, peace, patience, kindness, goodness, faithfulness, gentleness, and self-control—to each group. If you have fewer than nine children, have the children take more than one fruit each. Have each group look up the definition of its word. Then have the children design trees for their fruit. The designs should include the group’s word and its definition. Encourage kids to use their imaginations as they design trees that characterize the fruit of God’s Spirit. Display the trees around the room.

Have the children sit near their trees. Ask each group to tell an act that might grow from its tree and one that could never grow on their tree.

Say Just as plums grow only on plum trees and apples grow only on apple trees, the trees you designed bear fruit of their own kind.

Ask • What does that tell you about your actions if God is growing the fruits of the Spirit in you? (We will only bear fruit that looks like God; we’ll become more like Jesus.)

Say God helps us grow in these characteristics just as surely as he helps our physical bodies grow. When we are nourished by him, kindness, love, gentleness, peace, and all the other “fruit” are the things we can show to others. Those things honor and glorify God, our gardener.

3 Let’s Pray!

The Offering

Place the glass jar with the ruler attached on a table at the front of the room.

Say God helps us grow. Let’s thank him by giving offerings that will help his kingdom grow. As you give your offerings, we’ll measure their growth on the ruler.

Pray Thank you, God, for helping us grow. We want to be more like you. Use our offerings now to help others grow and to build your kingdom as only you can do. In Jesus’ name, amen.

Let the children put their offerings in the jar. For fun, tell the children how tall their offering is. You may wish to continue this activity for several weeks as you reinforce the point that God helps us grow.



Worship Leader Tip

If you have a small group, you can make the offering grow higher by using a tall, thin jar. You can also make it grow higher by trading the quarters, nickels, and dimes the children bring for pennies you provide.



Growing Fruit

Point to the “Fruit of the Spirit” trees, made earlier.

Say ➤ **God helps us grow on the outside and on the inside. Inside, he grows spiritual fruit—love, joy, peace, patience, kindness, goodness, gentleness, faithfulness, and self-control.**

Ask ➤ • **Which fruit do you think God most wants to grow in your life now?**

Have children stand by the picture that shows their answer.

Show the children the Crystal Growing Tree and point out how much it has “grown” during the worship session.

Say ➤ **We can count on God to help us grow little by little every day. Let’s thank God for growing good fruit in our lives. And let’s thank God for being faithful in helping us grow every day.**

Let volunteers say sentence prayers, thanking God for helping them grow.

“No Greater Love”

Say ➤ **I want to be like Jesus. Don’t you? While on earth, Jesus lived the way God wants all people to live. Jesus bears good fruit! As God helps us grow, he makes us more like Jesus. He gives us hearts that are pure and true. He helps us be kind and loving in all we do. And he gives us mercy toward others. We, too, can grow good fruit in our lives—like Jesus! Let’s sing “No Greater Love” (John 15:13) as a prayer. Ask God to help you grow the fruit of love like his.**


 Sing “No Greater Love” (John 15:13).

Pray ➤ **Lord, we thank you for helping us grow. Without your help, we’d never become the people you want us to be. We’d never know you, or grow up in our faith. But you help each step of the way. For all you do, Lord, we praise and worship you. Thank you, gracious Lord. In Jesus’ name, amen.**

Extra Impact

To emphasize the worship focus for this session—God helps us grow—have children write words to a simple song or create a rap to thank the children’s ministry staff and volunteers for teaching and celebrating Jesus. Choose a time to present the song or rap, perhaps at an appreciation event for the education ministry volunteers.

The Right Fruit



Permission to photocopy this handout from KidsOwn Worship® Leader Guide, Spring, granted for local church use.
Copyright © Group Publishing, Inc. group.com

OK to copy



Welcome to KidsOwn Worship® Children's Church! Explore attributes of God to learn how God is worthy of our worship:

KidsOwn Worship reinforces the same Bible stories kids explore with FaithWeaver NOW® Bible Curriculum Download FREE samples at group.com/samples.

KidsOwn Worship DVD

Lead worship with kid-friendly music videos—or extend the learning when families get one to take home.



KidsOwn Worship Videos USB

Get music and lesson videos in .mp4 format for easy integration into your presentation software.



WEEK	BIBLE STORY	THEME
Week 1	Jesus Teaches About Good Fruit	God helps us grow.
Week 2	Jesus Tells the Parable of the Lost Son	God is loving and forgiving.
Week 3	Jesus Washes the Disciples' Feet	Jesus is a servant.
Week 4	Jesus Is Tried and Crucified	Jesus died for our sins.
*Week 5	Jesus Appears to Mary	Jesus has power over death.
Week 6	Apostles Defend Their Faith	We can boldly follow God.
Week 7	Saul Meets Jesus Near Damascus	Jesus does extraordinary things.
Week 8	Peter Raises Tabitha From the Dead	God works through people.
Week 9	An Angel Frees Peter From Jail	God sends angels.
Week 10	Lydia Is Converted	God prepares our hearts.
Week 11	Paul's Jailer Believes in Jesus	God uses his power to reach us.
Week 12	Paul Describes Living by God's Spirit	God's Spirit lives in us.
Week 13	Paul Describes Genuine Love	God is love.

*Due to the way Easter falls, we recommend shifting sessions as needed so week 5 lines up with Easter.



THIS IS A SAMPLE
The number of pages is limited.

Purchase the item for the complete version.

