

Group

Leader Guide



Children's Church

It's church...just for kids!



WINTER

Leader Guide

Winter • CHILDREN'S CHURCH



group.com/sunday-school

Group resources really work!

This Group resource incorporates our R.E.A.L. approach to ministry. It reinforces a growing friendship with Jesus, encourages long-term learning, and results in life transformation, because it's:



Relational

Person-to-person interaction enhances spiritual growth and builds Christian friendships.

Experiential

What we experience through action and discussion sticks with us up to 9 times longer than what we simply hear or read.

Applicable

The aim of ministry is to equip people to be both hearers and doers of God's Word.

Lifelong

Experiences transform the heart, moving faith beyond the walls of church and into everyday life for years to come.

We know you care about kids...

We do, too!

That's why we attempt to ensure that all crafts, toys, and gizmos meet or exceed national safety standards—and are produced by manufacturers that don't use child labor or abuse their labor force. You can order Group resources knowing that in addition to caring for *your* kids, you're also caring for children elsewhere.

Let's keep kids safe!

We strive to provide products that are mechanically reliable and hold together during normal, intended usage. Items are also checked for flammability, and both paint and surface coatings are checked for heavy metals—including lead.

You can help your children stay safe by seeing that toys and gizmos are used as designed, for the purposes designed, and that any broken pieces are disposed of promptly and properly. We value your feedback. If you become aware of a problem affecting the safety of any of our products, please inform us immediately.



KidsOwn Worship®: FaithWeaver® Children's Church, Leader Guide, Winter

Copyright © 2001 and 2013 Group Publishing, Inc.



All rights reserved. No part of this book may be reproduced in any manner whatsoever without prior written permission from the publisher, except where noted in the text and in the case of brief quotations embodied in critical articles and reviews. For information, visit group.com/permissions.

Visit our website: group.com

Credits

Contributing Authors: Linda Anderson, Diane Cory, Laure Herlinger, Carol Mader, April I. Thoms, and Helen Turnbull

Project Manager: David Jennings

Editors: Scott M. Kinner, Julie Meiklejohn, Beth Robinson, Bonnie Temple, and Dena Twinem

Copy Editor: Andrea Zimmerman

Chief Creative Officer: Joani Schultz

Senior Designer: Randy Kady

Illustrators: Corbin Hillam and Kathie Kelleher

Production Manager: Pam Clifford

All Scripture quotations, unless otherwise indicated, are taken from the Holy Bible, New International Version®, NIV®. Copyright © 1973, 1978, 1984 by Biblica, Inc.™ Used by permission of Zondervan. All rights reserved worldwide. www.zondervan.com

ISBN 978-1-4707-6914-7

Printed in the United States of America.

Contents

Introduction	4
---------------------------	---

Staffing Your Children's Church	5
--	---

The Sessions

Session 1: <i>Solomon Tells of Jesus' Coming</i> • Psalm 72:1-19	6
Session 2: <i>An Angel Appears to Joseph</i> • Isaiah 7:13-14; Matthew 1:18-25	18
*Session 3: <i>Jesus Is Born</i> • Luke 2:1-20; Hebrews 1:1-4	32
Session 4: <i>Foreign Visitors Worship Jesus</i> • Matthew 2:1-12	46
Session 5: <i>Joseph Takes His Family to Safety in Egypt</i> • Matthew 2:13-23	60
Session 6: <i>Jesus Is Baptized</i> • Matthew 3:13-17	74
Session 7: <i>Peter and Andrew Meet Jesus</i> • John 1:35-42	88
Session 8: <i>News About Jesus Spreads</i> • Matthew 4:12-25	102
Session 9: <i>Jesus Gives the Beatitudes</i> • Matthew 5:1-12	116
Session 10: <i>Jesus Teaches That We Are to Be Salt and Light</i> • Matthew 5:13-16	130
Session 11: <i>Jesus Walks on Water</i> • Matthew 14:22-33	144
Session 12: <i>Zacchaeus Climbs a Tree to See Jesus</i> • Luke 19:1-10	156
Session 13: <i>Jesus Blesses the Children</i> • Mark 10:13-16	168

*Due to the way Christmas falls, we recommend moving the sessions as needed to line up Session 3 with Christmas.

Don't just teach about the Bible. Change lives!

KidsOwn Worship® is a resource God will use to change the lives of the children in your church.

KidsOwn Worship sessions encourage people to focus on the one most important thing in life: *a growing relationship with Jesus*. In Luke 10:41-42 (the Martha and Mary story), Jesus said, "Martha, Martha, you are worried and upset about many things, but only one thing is needed." Every session in KidsOwn Worship helps students focus on this one thing, a growing relationship with Jesus.

Whether they're studying Bible stories from the Old Testament or the New Testament, learners will be challenged to grow closer to Jesus every week.

KidsOwn Worship is one piece of the FaithWeaver® family of resources. You'll be thrilled at the way KidsOwn Worship encourages learners to weave faith into life. By providing meaningful activities, great discussions, and personal challenges, KidsOwn Worship takes learners past head knowledge of the Bible and into heart- and life-change.

With KidsOwn Worship, students of all ages will

- experience God's story in fresh, fun, meaningful ways;
- understand God's Word by doing surprising, fun stuff;
- discover the adventure of applying God's truth to everyday life;
- build a forever friendship with Jesus—the best friend they could ever have!

Welcome to KidsOwn Worship: Church for your kids.

Children's church is where your preschoolers and elementary children build their worship foundation. It's where they focus on God in a personal way—and experience children's worship through uplifting songs and fun, memorable Bible learning.

We know you don't want to just teach about the Bible in your children's church; you want to change lives through worship that touches minds and hearts in amazing ways! Thanks to KidsOwn Worship, your preschool and elementary children will experience worship through memorable songs and impactful Bible learning. It's flexible, easy-to-plan and—most importantly—effective in helping your kids grow a personal relationship with Jesus.

While KidsOwn Worship can be used in conjunction with any Sunday School curriculum, it's one piece of the FaithWeaver family of resources. You can use KidsOwn Worship in conjunction with FaithWeaver Now Sunday School as well as the FaithWeaver Friends mid-week program. Used together, your families will learn about the same important Bible passages together—allowing them to grow in faith as a family.

We're so glad you've decided to touch the heart of God and change the hearts of your kids with KidsOwn Worship. We know you'll help kids grow closer to God!

Thom Schultz
Joani Schultz

Thom and Joani Schultz
Chairman and Chief Creative Officer
Group Publishing, Inc.

**Weave faith
into life!**



The FaithWeaver family of resources:

- Infants, Toddlers & 2s
- Preschool (Ages 3 & 4)
- Pre-K & K (Ages 5 & 6)
- Grades 1 & 2
- Grades 3 & 4
- Grades 5 & 6
- Middle School
- Senior High
- Parent
- Adult
- KidsOwn Worship®: Children's Church
- FaithWeaver FamilyConnect®

Staffing Your Children's Church

To help make your children's church experience strong, it is important that you have at least one adult helper no matter how many children attend your children's church. In addition, we recommend that you recruit at least one helper for every 15 children.

Song Leader

You may want to recruit a song leader who can lead your children in a powerful worship experience. Give the DVD to the song leader, and let him or her know which songs will be sung each week and what discussion he or she is responsible for.

Preschool Leader

You may decide to keep all the children together during the entire worship time or to separate the preschoolers and elementary students during "Let's Learn the Point!" If you decide to separate preschoolers for this section, recruit a preschool leader, and make sure there's a room where the preschoolers can meet.

Staffing for Your Children's Church Size

If your children's church is made up of 30 or fewer children, you'll be able to run an effective children's church program with two leaders—one to present material or lead worship songs, the other to gather supplies and help children with their individual needs.

If you have more than 30 children in your children's group, we suggest that you use a small-group format, which we call Praise Crews, for discussions. Using Praise Crews will change both the number of volunteers and the kind of volunteers you'll need (see margin box). Each Praise Crew will need a responsible teenager or an adult helper to build relationships and help with individual needs.

Involving Older Children

If you have older elementary children or preteens who want to be involved in children's church, consider forming a children's worship team. It's a great way to help children learn to serve, and you'll find that many children are eager to participate on a worship team. Hold regular rehearsals to help the worship-team children learn the song lyrics and motions. Be sure to rotate children into the worship team often so that many children get a chance to learn how to serve.

Important Legal Information

When you purchase a *KidsOwn Worship DVD* or kit, you also buy the right to use the songs and lyrics as often as you like within your church.

What Do Praise Crew Leaders Do?

- Arrive early and be ready to welcome the kids in your Praise Crews.
- Worship enthusiastically! If you put your heart into worshipping God, kids will, too!
- Listen carefully to directions and help each child participate in the worship activities and the discussion that follows.
- Gently redirect kids who get off track or start misbehaving. It's your job to help kids have an awesome experience at KidsOwn Worship.

Solomon Tells of Jesus' Coming

Psalm 72:1-19



Worship Theme:



Jesus does marvelous deeds.

Weaving Faith Into Life:



Children will praise Jesus for the great things he has done and is doing in their lives.

Session Sequence	What Children Will Do	Supplies
1 Let's Praise God! <i>(up to 25 minutes)</i>	Sing <ul style="list-style-type: none"> • "O Come, All Ye Faithful" • "Come, Thou Almighty King" • "Forever God, Forever Love" • "To God Be the Glory" • "You Are the Messiah" (Matthew 16:16) • "Silent Night" 	KidsOwn Worship Kit: <i>KidsOwn Worship DVD</i> Classroom Supplies: Video equipment, fabric, scissors, basket of markers, gift bag, party favors (1 per child)

Preschool

Session Sequence	What Children Will Do	Supplies
2 Let's Learn the Point! <i>(up to 25 minutes)</i>	* That's Marvelous! Praise Jesus in marvelous ways, and hear the marvelous deeds Jesus will do.	Classroom Supplies: Bible
	Marvelous Deeds Make a glitter globe, and name some great deeds.	Classroom Supplies: 1 jar with lid per child, 3 drops glycerin per child, glue, water, metallic confetti cutouts, glitter
	* Praise Noises Make joyful noises to fill the earth.	

Elementary

Session Sequence	What Children Will Do	Supplies
2 Let's Learn the Point! <i>(up to 25 minutes)</i>	The King Is Coming Illustrate statements from Psalm 72 that describe what Jesus will do when he comes.	Classroom Supplies: Bible, paper, scissors, markers, basket, poster board, 1 sheet of newsprint per group of 4
	* Awesome and Amazing Identify God's great deeds in their lives.	Classroom Supplies: 11 doughnuts, tray, 10 tea lights, 1 taper candle, lighter, knife, hand wipes
	Praise Poems Compose Christmas poems and songs.	Classroom Supplies: Paper, pens

Session Sequence	What Children Will Do	Supplies
3 Let's Pray! <i>(up to 10 minutes)</i>	The Offering Give their offerings.	KidsOwn Worship Kit: <i>KidsOwn Worship DVD</i> Classroom Supplies: Offering bowls, video equipment
	Prayers That Stick Pray for each other.	Classroom Supplies 3 Christmas stickers per child
	Jesus Is Marvelous Use motions to worship Jesus for his marvelous deeds.	KidsOwn Worship Kit: <i>KidsOwn Worship DVD</i> Classroom Supplies: Video equipment

* Starred activities can be used successfully with preschool and elementary children together.

Customize your session to fit your needs. You can separate preschoolers and elementary children for Let's Learn the Point!

Or, if you keep the children all together for the entire worship session, we suggest you choose from the starred activities.

Solomon Tells of Jesus' Coming

Psalms 72:1-19

Most people assume that David was the author of all of the biblical psalms. However, fewer than half the psalms in the Bible are attributed to David, and at least two—Psalms 72 and 127—are most often attributed to Solomon. Some believe that Psalm 72 was written *about* Solomon and not *by* him. It is true that some elements of the psalm could well describe Solomon, but many elements describe a king whose actions go far beyond Solomon's capabilities. The early church believed that this psalm was written as a prayer for a king to come in the line of David and Solomon: the Messiah, Jesus. That's the approach taken in today's lesson.

Some elements of the psalm do indeed describe Solomon. He judged righteously and with great wisdom, as illustrated in the story of the two women who claimed to be the mother of the same infant (1 Kings 3:16-28). He reigned over a prosperous kingdom, the wealthiest in Israel's history. He expanded the boundaries of the kingdom to encompass more territory than ever before. And he was sought by the queen of Sheba, who came to him bearing gifts.

However, much of this psalm points directly to the Messiah. Only Jesus' kingdom will truly extend to the ends of the earth (Psalm 72:8), and only to Jesus will all rulers eventually bow down (Psalm 72:11). There isn't a lot of biblical evidence that Solomon cared for the needy and afflicted (Psalm 72:12-14), but Jesus' life and ministry were characterized by such caring. And while the statement that all nations would be blessed through him (Psalm 72:17) could possibly refer to Solomon indirectly, it definitely refers to Jesus.

If Jesus is indeed the subject of Psalm 72, it is easy to answer the question, What does Jesus do? Jesus does amazing things for us! He takes care of the needy and their children, and he defeats oppressors (Psalm 72:4, 12-14). He lives forever, despite the fact that he died on the cross for us (Psalm 72:5). When he returns, Jesus will reign over the entire earth (Psalm 72:8). Surely he deserves from us the same kind of praise and honor that Solomon gave him in verses 18 and 19!

An explanation of Psalm 72:20 may be in order here. The book of Psalms was compiled over the course of many years. At one time, this verse likely concluded the psalms written by David. However, after that time other psalms were probably added before and after this verse, dislodging it from its original place.

Devotion for Leaders

We've learned about many different facets of Jesus' life and ministry on earth. But let's never forget what Jesus has done for us. He is worthy of all our praise for that alone.

Weaving Faith Into Your Life: What's the first thing that comes to mind when you think about Jesus? What is Jesus to you? A teacher, a minister, a preacher, a martyr, a savior? Concentrate on the last one—savior. If you spent two minutes every morning meditating on how Jesus is your Savior, how could it change the course of your day? Try it and see!

Why We Worship for Leaders

Today we worship Jesus because he does marvelous deeds. Every day, whether we see it or not, God works in amazing ways in our lives. Encourage children to look for the many ways God is at work in their lives and in the world. Lead them in expressing joy and thankfulness to the Creator, whose tender love, expressed in Jesus, is his greatest gift of all to us. There is no greater love than this.

Easy Prep for Leaders

Let's Praise God!

- Make sure your video equipment is ready.
- Cut light-colored Christmas fabric into 1x8-inch strips for wristbands, one per child. Set the strips at the entrance next to a basket of dark-colored markers.
- Put four different types of inexpensive party-favor trinkets in a holiday gift bag so you have one item per child. (It's important to have only four kinds of items.)

The King Is Coming—Write Psalm 72:18-19 on a piece of poster board. Then write each of the following six statements on a separate strip of paper:

- Jesus will be king of the whole earth.
- Jesus will judge people's problems fairly.
- Everyone will have everything he or she needs.
- Jesus will help those who are hurt and needy.
- There will be no evil people.
- All nations will serve him and be blessed by him.

You'll need one strip for each group of four kids. If you have more than 24 children in your children's church, make more of each statement. Fold the strips, and put them in a basket or bowl.


Preschool Activities—Refer to the preschool pages for preparations.

1 Let's Praise God!

Play KidsOwn Worship music videos as children arrive. Greet them by name, and say to each one, "Jesus does marvelous deeds!" Have volunteers give each child a fabric strip and a marker. Ask children to think of one great thing Jesus does and write it on the fabric strip. Pair older children with preschoolers to help with the writing. Have kids help each other tie the strips loosely around their wrists.

When everyone has arrived, begin worship.

Say **Greetings! Today is a great day because Jesus does marvelous deeds. Raise your wristbands high in the air. Those bands represent all kinds of good things God has done! Let's celebrate and be joyful and triumphant!**

 Sing "O Come, All Ye Faithful."


Say ▶ Today we're praising Jesus because he does marvelous deeds.

Ask ▶ • What does the word *marvelous* mean? (Really cool; great.)
• What are deeds? (Things we do; good deeds are ways to help people.)

Say ▶ *Marvelous* describes something we can marvel at—something that is great, amazing, or awesome. Deeds are what we do. Hold up your wristbands and show them to me again.

Ask ▶ • What are some of the things you wrote on your wristbands? (Jesus loves me; Jesus died for our sins; Jesus helps us get to heaven.)

Say ▶ Jesus does so many marvelous things. Jesus has done miracles. Jesus loves every person in the world. Jesus died for everyone's sins. And Jesus lives inside our hearts. Christmas is a time Christians all over the world celebrate his birth. Before Jesus was born, people waited for Jesus for hundreds of years. Let's invite Jesus to come.

 Sing "Come, Thou Almighty King."

Say ▶ Jesus' birth was part of God's plan. God loved us so much that he sent his Son to love us and save us from our sins. Let's thank God for his love.

 Sing "Forever God, Forever Love."


Say ▶ Jesus does marvelous things. Probably the easiest place to see Jesus' great deeds is in his creation. Think of your favorite thing in creation. It might be a favorite animal, a special place such as the mountains or ocean, or a favorite season or type of weather. When I count to three, shout out that marvelous deed. One, two, three! Wait while kids shout.

Jesus' glory is seen everywhere in creation. Let's worship him for that.

 Sing "To God Be the Glory."

Say ▶ Let's sing another song to worship and praise Jesus because Jesus is our wonderful Messiah.

 Sing "You Are the Messiah" (Matthew 16:16).

 Show kids the gift bag you prepared before the session.

Say ▶ I brought a special gift today. Many people exchange gifts at this time of year.

Ask • What do gifts have to do with Jesus and Christmas? (Jesus is a gift to us; the wise men brought gifts to Jesus.)

Say God gave us the best gift of all—his Son, Jesus. Jesus gave us his best gift, which is forgiveness and eternal life. When we give someone a gift, we can think about the gift God gave us.

Did you know that no matter how many—or how few—gifts you get this Christmas, God is giving you the biggest and best gift ever? And no one is ever left out! We're all rich! And it's all because Jesus was willing to come to earth as a tiny baby and become our friend and Savior. I brought this gift for us today to remind us of God's great gift.

Let's worship God for this marvelous deed—that he gave us Jesus.

 Sing "Silent Night."

Say Jesus is an awesome God. He came as a little baby, and now he reigns as King of heaven and earth. Before we go to our next activity, I have a small gift for you. Come to me, reach into the gift bag, and pull out a surprise. Then take the surprise back to your seat until everyone has one. We'll use the surprises for our closing prayer. Have children come to take a gift from the bag.

These little gifts are just a reminder that Jesus does marvelous deeds and that he gives us good gifts. To end our worship today, let's use the gifts to thank God for being so marvelous.

Each child should have one of the four different types of trinkets. Ask all the children with one type of trinket to stand. Have several volunteers in the group thank God for something specific, such as marvelous things in creation.

After a few volunteers have prayed, have the standing children sit, and ask all the kids who have another item to stand and give thanks for another aspect of Jesus' marvelous deeds. Repeat for each of the four different types of trinkets.

Worship Leader Tip

If your children's church is large, put half the trinkets in another gift bag. You'll save time by having two lines of children picking up gifts.

2 Let's Learn the Point!

Preschool Activities, pages 13-14

At this time, have the preschool leader invite the preschoolers to go to their own room for this section of activities. Tear out the Preschool Activities page, and give it to the preschool leader. Have the preschool leader bring the preschoolers back to participate in Let's Pray! with the older children. If you prefer to keep all the children together, do the starred (*) activities. They will work well with both elementary and preschool children.

Skits and Puppets

In the KidsOwn Worship Kit, you'll find a collection of skits titled "KidsOwn Worship Preschool Skits." The skits are designed to be used with Theophilus the FaithRetriever puppet during the preschool activities. You can purchase a Theo puppet by visiting group.com.

Elementary Activities

The King Is Coming

Have kids form at least six groups of no more than four children each. Give each group a piece of newsprint and some markers. Open the Bible to Psalm 72:1-19, and show the page to the children.

Say

God is so good to us, especially because he sent us Jesus! Psalm 72 tells about all the marvelous things that will happen when Jesus comes to earth again. These verses are difficult to understand, so I've written some of the things they say on these strips of paper. Hold up the basket of folded strips.

Each group will draw one strip. Read the strip with your group, and then decide together on one word that represents the statement. Write that word in the center of your paper. Then decorate the paper with pictures that illustrate what you wrote. If you can't think of anything to draw, you can draw pictures of other good deeds God has done. Be sure everyone in your group draws something.

Have each group take a strip. Give groups several minutes to discuss and prepare their pictures. Circulate among the groups, and help them as needed. Then have groups take turns showing their pictures and explaining why they chose the word they did.

Ask

- **How can we see some of these things happening today?** (People who follow Jesus help others; people tell others about Jesus and how to follow Jesus.)
- **How has Jesus helped you or someone you know in these ways?** (Jesus helped my grandma get better; Jesus helped me not to fight with my brother.)
- **How does knowing that Jesus is going to come again make you feel?** (Happy; not so worried about things.)

Show the poster of Psalm 72:18-19, and lead the children in reading it aloud together.

(continued on page 15)

Solomon Tells of Jesus' Coming

Psalm 72:1-19

Worship Theme:



Jesus does marvelous deeds.

Easy Prep for Leaders

Marvelous Deeds—Gather a small, empty glass jar with a lid for each child, water, glycerin (sold at most pharmacies), glue or tape, glitter, and a variety of metallic confetti cutouts, such as snowflakes, snowmen, or Christmas trees.

Using Theo

Consider using Theophilus the FaithRetriever puppet today in these ways:

- Have Theo lead the preschoolers from the main worship area to the preschool room.
- Have Theo name Jesus' marvelous deeds for the "That's Marvelous!" activity.
- See the KidsOwn Worship Kit for a puppet skit written for today's worship session.



* That's Marvelous!



Say The Bible tells us about the marvelous things Jesus will do when he comes back to earth someday. *Marvelous* is a very grown-up word. Can you say it with me? **Marvelous!** It means "great and awesome and amazing." Let's think up some marvelous ways to use our bodies to praise Jesus.

Help the kids brainstorm about active and "marvelous" ways to praise God, such as doing somersaults, twirling, jumping, and spinning. Encourage and praise their creativity.



Say Those are marvelous ways to praise God! Now use the marvelous body God made for you and sit on the floor. Now close the marvelous mouth that God made for you and listen to the marvelous quiet. Pause until everyone is quiet.

Open your Bible to Psalm 72, and show it to the children.



Say The Bible tells us what it will be like when Jesus comes.

Mention each of the following, starting in a whisper and slowly getting louder. After each statement, have children say, "That's marvelous!"

- Jesus will stop all fighting and meanness.
- Everyone will have enough to eat.
- Everyone will worship him.
- Everyone will have good things.
- Jesus will rule the earth forever!

Marvelous Deeds

Give each child a jar and lid. Set the confetti and glitter on a table.

Say Jesus does marvelous deeds all the time. We just heard some of the things he'll do when he comes back to earth. Let's discover some other marvelous things he does. We'll count them.

Preschool Leader Tip

Use a muffin tin or small bowls to keep the confetti types sorted.

After children follow each of the instructions, have them choose that number of confetti pieces and put them in their jars.

- Name one marvelous Bible story you like to hear.
- Name two amazing numbers that God made.
- Name three great songs you like to sing.
- Name four wonderful animals in God's world.
- Name five marvelous foods you like to eat.

Fill each jar almost to the top with water and add a few drops of glycerin. The glycerin causes the confetti to fall more slowly. Then have each child say, "Jesus, you are marvelous," and sprinkle glitter into the water. Put a bit of glue on the inside edge of the lids before screwing them on tightly, or tape the lids around the outside edge.

When everyone's globe is finished, choose one of the songs the children named to sing together.

* Praise Noises

Have children form a circle and sit down.

Say We've named lots of marvelous deeds that Jesus does and we've praised him with our bodies. There's a verse in Psalm 72 that tells us to praise God for his marvelous deeds: "Praise be to his glorious name forever; may the whole earth be filled with his glory" (Psalm 72:19). Let's praise God one more time for his marvelous deeds. We'll pretend this room is the earth, and we'll fill it with his glory!

Help kids think of "praise noises," such as clapping, whistling, shouting, humming, singing, and stomping. Have each child choose one noise to make, making sure there's a variety of sounds.

Say When I point to you, make your praise noise, then stop. We'll go around the circle until everyone has praised God with a noise. When we get back to the first person, we'll go around

again, only faster. Then faster! Let's see if we can fill the room with praises.

Begin the activity, and point faster each time around the circle until everyone is shouting at once.

Say Those were great praises! It sounded like all the earth was filled with God's glory! We've praised Jesus for his marvelous deeds in lots of ways today. We can keep praising him—because he's always doing marvelous deeds!

Preschool Leader Tip

If you do this activity with elementary children, have everyone make a noise the first time around. Then have the older children add words and then motions to their noises.

(continued from page 12)

* *Awesome and Amazing*

Arrange 11 doughnuts on a tray or platter. Set a small candle, such as a tea light, over the hole in each of 10 doughnuts, and set a taper candle in the eleventh doughnut. Have a lighter and a knife nearby but away from the children. Set the tray of doughnuts and candles on a table where everyone can see it.

Say **Jesus does marvelous deeds all the time. He does amazing things. He heals people and forgives sins. Jesus also does everyday things—things we’re so used to seeing that we forget that they’re gifts from him. Let’s name some more marvelous things Jesus does. After each one, I’ll light a candle to show our thanks to Jesus.**

After each of the directions below, light one of the tea-light candles until all 10 are lit.

- **Name one marvelous toy or favorite thing you own.**
- **Name two amazing Bible stories you love to hear.**
- **Name three great songs about Jesus that you like to sing.**
- **Name four awesome colors in Jesus’ world.**
- **Name five great places that Jesus created.**
- **Name six amazing things in creation that Jesus made.**
- **Name seven marvelous people Jesus made.**
- **Name eight great foods you love to eat.**
- **Name nine awesome animals Jesus made.**
- **Name 10 marvelous miracles Jesus has done.**

If children need help with the miracles, tell them they could be from Bible stories or from their own lives.

Say **The greatest deed of all was that Jesus came to earth to live a perfect life and die for our sins. That deed will seem even more marvelous when Jesus comes again to take us to heaven. Light the taper candle.**

Choose one of the songs the children named to sing together. Then blow out the candles, cut the doughnuts into smaller pieces, and pass them out for everyone to eat.

Praise Poems

Have kids form pairs, and give each pair paper and a pen.

Say **Psalm 72 was written to praise God for his marvelous deeds. At Christmastime, we sing carols to praise God for the birth of Jesus. Poetry and songs are two ways to worship God. Let’s make up our own Christmas carols or poems to honor Jesus today.**

Worship Leader Tip

Bring in doughnut holes for extra treats if your group is large.

ALLERGY ALERT



Be aware that some children have food allergies that can be dangerous. Know your children, and consult with parents about allergies their children may have. Also be sure to read food labels carefully as hidden ingredients can cause allergy-related problems.

Think of all the great deeds you've heard today. Then work with your partner to make up a new poem or song to praise Jesus. You could make up new words for a Christmas carol or a nursery rhyme, or you can make up your own song or poem. Here's an example of using new words for a familiar Christmas carol:

Deck the world

With marvelous deeds.

Fa-la-la-la-la, la-la-la-la.

God gives us

The things we need.


Fa-la-la-la-la, la-la-la-la.

Explain to kids that they only need to write one verse or stanza, not an entire song. After about five minutes, encourage pairs to teach the rest of the group the praise song or poem.

3 **Let's Pray!**

The Offering

Say Psalm 72 says a lot about how God helps the needy. It says he defends us, helps our children, takes pity on us, delivers us from our pain, and rescues us from violence. God wants to use us to help each other and love each other. When we help others, we're helping God perform his marvelous deeds. As we take the offering, ask God to help you love others his way this week.

 Sing "Love Is" (1 Corinthians 13:4-5) while you take the offering.

Prayers That Stick

Hand out three Christmas-theme stickers to each child.

Say Prayer is one of the best ways to help God's marvelous deeds be accomplished. When we pray for others, God hears, and he answers. So let's ask God to do marvelous deeds for each other today.

Let's say some sticky prayers. First, think about something you want or need God to do in your life. Silently pray now and ask God to do that thing. (Pause.)

Now put a sticker on your hand or arm to show you've prayed for yourself.

Now look for one person you know. Silently ask God to help that person know God better. (Pause.)

Now go to that person, and put one of your stickers on him or her. It's OK if someone gets more than one sticker. (Pause.)



Welcome to KidsOwn Worship® Children's Church! Explore attributes of God to learn how God is worthy of our worship:

KidsOwn Worship reinforces the same Bible stories kids explore with FaithWeaver NOW® Bible Curriculum. Download FREE samples at group.com/samples.

KidsOwn Worship DVD

Lead worship with kid-friendly music videos—or extend the learning when families get one to take home.



KidsOwn Worship Videos USB

Get music and lesson videos in .mp4 format for easy integration into your presentation software.



WEEK	BIBLE STORY	THEME
Week 1	Solomon Tells of Jesus' Coming	Jesus does marvelous deeds.
Week 2	An Angel Appears to Joseph	God's plans are perfect.
* Week 3	Jesus Is Born	Jesus is born.
Week 4	Foreign Visitors Worship Jesus	Everyone needs Jesus.
Week 5	Joseph Takes His Family to Safety in Egypt	God works in our lives.
Week 6	Jesus Is Baptized	Jesus is God's Son.
Week 7	Peter and Andrew Meet Jesus	Jesus is the Lamb of God.
Week 8	News About Jesus Spreads	Jesus draws us to himself.
Week 9	Jesus Gives the Beatitudes	A humble heart pleases God.
Week 10	Jesus Teaches That We Are to Be Salt and Light	We can help others praise God.
Week 11	Jesus Walks on Water	God cares even when we doubt.
Week 12	Zacchaeus Climbs a Tree to See Jesus	Jesus changes our lives.
Week 13	Jesus Blesses the Children	God loves us.

* Due to the way Christmas falls, we recommend moving the sessions as needed to line up Session 3 with the week of Christmas.



THIS IS A SAMPLE
The number of pages is limited.

Purchase the item for the complete version.

