

Group

Leader Guide



Children's Church

It's church...just for kids!



Summer

Leader Guide

SUMMER • CHILDREN'S CHURCH



Group resources really work!

This Group resource incorporates our R.E.A.L. approach to ministry. It reinforces a growing friendship with Jesus, encourages long-term learning, and results in life transformation, because it's



Relational

Learner-to-learner interaction enhances learning and builds Christian friendships.

Experiential

What learners experience through discussion and action sticks with them up to 9 times longer than what they simply hear or read.

Applicable

The aim of Christian education is to equip learners to be both hearers and doers of God's Word.

Learner-based

Learners understand and retain more when the learning process takes into consideration how they learn best.



Kids Own Worship®: FaithWeaver® Children's Church, Leader Guide, Summer

Copyright © 2000 and 2015 Group Publishing, Inc.

Group

Incredible things will happen™

All rights reserved. No part of this book may be reproduced in any manner whatsoever without prior written permission from the publisher, except where noted in the text and in the case of brief quotations embodied in critical articles and reviews. For information, visit group.com/customer-support.

Visit our website: group.com

Current Edition Credits

Contributing Authors: Michelle R. Hicks, Janet R. Reeves, Bonnie Temple, April I. Thoms

Editors: Scott M. Kinner, Beth Robinson

Copy Editor: Andrea Zimmerman

Project Manager: Ali Thompson

Chief Creative Officer: Joani Schultz

Cover Design & Art Direction: Jeff Spencer

Interior Design Team: Jared Bigham, Jeff Brunacci, Kate Elvin, Suzi Jensen, Randy Kady, Rebecca Swain

Cover Photography: Rodney Stewart

Illustrators: Alan Flinn and Dana Regan

All Scripture quotations, unless otherwise indicated, are taken from the *Holy Bible*, New International Version®, NIV®. Copyright © 1973, 1978, 1984 by Biblica, Inc.™ Used by permission of Zondervan. All rights reserved worldwide. www.zondervan.com

ISBN 978-1-4707-6376-3

Printed in the United States of America.

We know you care about kids...

We do, too!

That's why we attempt to ensure that all crafts, toys, and gizmos meet or exceed national safety standards—and are produced by manufacturers that don't use child labor or abuse their labor force. You can order Group resources knowing that in addition to caring for *your* kids, you're also caring for children elsewhere.

Let's keep kids safe!

We strive to provide products that are mechanically reliable and hold together during normal, intended usage. Items are also checked for flammability, and both paint and surface coatings are checked for heavy metals—including lead.

You can help your children stay safe by seeing that toys and gizmos are used as designed, for the purposes designed, and that any broken pieces are disposed of promptly and properly. We value your feedback. If you become aware of a problem affecting the safety of any of our products, please inform us immediately.

Contents

Introduction	4
Staffing Your Children's Church	5
The Sessions	
Session 1: <i>God Tests Abraham</i> • Genesis 22:1-18	6
Session 2: <i>Isaac Marries Rebekah</i> • Genesis 24	20
Session 3: <i>Jacob Deceives Esau and Isaac</i> • Genesis 25:27-34; 27:1-40	34
Session 4: <i>Jacob Marries Leah and Rachel</i> • Genesis 29:15-30	48
Session 5: <i>Joseph Dreams Disturbing Dreams</i> • Genesis 37:1-11	64
Session 6: <i>Joseph's Brothers Sell Him Into Slavery</i> • Genesis 37:12-36	78
Session 7: <i>Pharaoh Puts Joseph in Charge</i> • Genesis 39:20-41:49	92
Session 8: <i>Joseph Forgives His Brothers</i> • Genesis 42-45	104
Session 9: <i>God Protects Moses</i> • Exodus 1:1-2:10.....	118
Session 10: <i>Moses Meets God at the Burning Bush</i> • Exodus 2:11-3:20	132
Session 11: <i>The Israelites Receive Cruel Treatment</i> • Exodus 5:1-6:1	144
Session 12: <i>God Sends Plagues on Egypt</i> • Exodus 7:8-10:29.....	158
Session 13: <i>The Israelites Escape from Egypt</i> • Exodus 11:1-12:36.....	172

Don't just teach about the Bible. Change lives!

KidsOwn Worship® is a resource God will use to change the lives of the children in your church.

KidsOwn Worship sessions encourage people to focus on the one most important thing in life: *a growing relationship with Jesus*. In Luke 10:41-42 (the Martha and Mary story), Jesus said, "Martha, Martha, you are worried and upset about many things, but only one thing is needed." Every session in

KidsOwn Worship helps students focus on this one thing, a growing relationship with Jesus. Whether they're studying Bible stories from the Old Testament or the New Testament, learners will be challenged to grow closer to Jesus every week.

You'll be thrilled at the way KidsOwn Worship encourages learners to weave faith into life. By providing meaningful activities, great discussions, and personal challenges, KidsOwn Worship takes learners past head knowledge of the Bible and into heart- and life-change.

With KidsOwn Worship, students of all ages will

- experience God's story in fresh, fun, meaningful ways;
- understand God's Word by doing surprising, fun stuff;
- discover the adventure of applying God's truth to everyday life;
- build a forever friendship with Jesus—the best friend they could ever have!

Welcome to KidsOwn Worship: Church for your kids.

Children's church is where your preschoolers and elementary children build their worship foundation. It's where they focus on God in a personal way—and experience children's worship through uplifting songs and fun, memorable Bible learning.

We know you don't want to just teach about the Bible in your children's church; you want to change lives through worship that touches minds and hearts in amazing ways! Thanks to KidsOwn Worship, your preschool and elementary children will experience worship through memorable songs and impactful Bible learning. It's flexible, easy-to-plan and—most importantly—effective in helping your kids grow a personal relationship with Jesus.

While KidsOwn Worship can be used in conjunction with any Sunday school curriculum, it works particularly well with FaithWeaver NOW and FaithWeaver Friends. Together, your families will learn about the same important Bible passages—allowing them to grow in faith as families.

We're so glad you've decided to touch the heart of God and change the hearts of your kids with KidsOwn Worship. We know you'll help kids grow closer to God!

Thom Schultz

Joani Schultz

Thom and Joani Schultz
Chairman and Chief Creative Officer
Group Publishing, Inc.



KidsOwn Worship also works hand in hand with FaithWeaver NOW and FaithWeaver Friends. All three of these great programs follow the same Scope & Sequence to help reinforce the Bible message throughout the week. FaithWeaver NOW is available for infants–adults.

Staffing Your Children's Church

To help make your children's church experience strong, it is important that you have at least one adult helper no matter how many children attend your children's church. In addition, we recommend that you recruit at least one helper for every 15 children.

Song Leader

You may want to recruit a song leader who can lead your children in a powerful worship experience. Give the DVD to the song leader, and let your song leader know which songs will be sung each week and what discussion he or she is responsible for.

Preschool Leader

You may decide to keep all the children together during the entire worship time or to separate the preschoolers and elementary students during "Let's Learn the Point!" If you decide to separate preschoolers for this section, recruit a preschool leader, and make sure there's a room where the preschoolers can meet.

Staffing for Your Children's Church Size

If your children's church is made up of 30 or fewer children, you'll be able to run an effective children's church program with two leaders—one to present material or lead worship songs, the other to gather supplies and help children with their individual needs.

If you have more than 30 children in your children's group, we suggest that you use a small-group format, which we call Praise Crews, for discussions. Using Praise Crews will change both the number of volunteers and the kind of volunteers you'll need (see the margin box). Each Praise Crew will need a responsible teenager or an adult helper to build relationships and help with individual needs.

Involving Older Children

If you have older elementary children or preteens who want to be involved in children's church, consider forming a children's worship team. It's a great way to help children learn to serve, and you'll find that many children are eager to participate on a worship team. Hold regular rehearsals to help the worship-team children learn the song lyrics and motions. Be sure to rotate children into the worship team often so that many children get a chance to learn how to serve.

Important Legal Information

By purchasing KidsOwn Worship you also buy the right to use the material, songs, and lyrics as often as you like. Please remember that this content is copyrighted material and can only be used within your children's ministry program. This right does not grant permission to post material on the Internet or to sell, reproduce, or redistribute this material in any manner. To request permission for this, please visit group.com/permissions.

What Do Praise Crew Leaders Do?

- Arrive early and be ready to welcome the kids in your Praise Crews.
- Worship enthusiastically! If you put your heart into worshipping God, kids will, too!
- Listen carefully to directions and help each child participate in the worship activities and the discussion that follows.
- Gently redirect kids who get off or start misbehaving. It's your job to help kids have an awesome experience at KidsOwn Worship.

God Tests Abraham

Genesis 22:1-18



Worship Theme:




Our obedience honors God.

Weaving Faith Into Life:



Children will honor God by putting him first in worship.

Session Sequence	What Children Will Do	Supplies
<p>1 Let's Praise God! (about 25 minutes)</p>	<p>Sing</p> <ul style="list-style-type: none"> • "Be Strong in the Lord" (Ephesians 6:10) • "Praise Him" • "Wisdom Wave" • "Trust and Obey" • "His Love Endures Forever" (Psalm 100:4-5) 	<p>KidsOwn Worship Kit: KidsOwn Worship DVD, Giant Feet</p> <p>Classroom Supplies: Bible, video equipment, blindfold, treats (1 per child), poster board, marker</p> 

Preschool

Session Sequence	What Children Will Do	Supplies
<p>2 Let's Learn the Point! (about 25 minutes)</p>	<p>Tammy's Favorite Teddy Bear Explore a story about a little girl's obedience.</p>	
	<p>Preschool Possessions Draw pictures of their favorite possessions.</p>	<p>Classroom Supplies: Paper and crayons for each child</p>
	<p>Doing All God Asks of Me Tell ways to obey and honor God.</p>	<p>Classroom Supplies: Beanbag</p>

Session Sequence	What Children Will Do	Supplies
2 Let's Learn the Point! <i>(about 25 minutes)</i>	* Obedience That Honors God Watch a video that shows how dogs are trained.	KidsOwn Worship Kit: <i>KidsOwn Worship DVD</i> Classroom Supplies: Video equipment
	Corny Obedience Talk about what a small kernel of corn can do.	Classroom Supplies: Corn seed, ear of corn, package of loose popcorn, popcorn popper, bowl
	* In Abraham's Shoes Imagine being in Abraham's shoes while exploring what it might be like to give away a favorite possession.	KidsOwn Worship Kit: <i>KidsOwn Worship DVD, Giant Feet</i> Classroom Supplies: Paper and marker per child, 1 pair of scissors per 2 children, video equipment



Session Sequence	What Children Will Do	Supplies
3 Let's Pray! <i>(about 10 minutes)</i>	The Offering Commit to making God most important in their lives.	KidsOwn Worship Kit: <i>KidsOwn Worship DVD</i> Classroom Supplies: Offering bowls, footprints from "In Abraham's shoes," video equipment
	Prayer Pledge Take a pledge of obedience.	
	Song of Honor Sing a prayer of praise to God.	KidsOwn Worship Kit: <i>KidsOwn Worship DVD</i> Classroom Supplies: Video equipment

* Starred activities can be used successfully with preschool and elementary children together. Customize your session to fit your needs. You can separate preschoolers and elementary children for Section 2. Or, if you keep the children all together for the entire worship session, we suggest you choose from the starred activities.

God Tests Abraham

Genesis 22:1-18

As we examine this text, we take comfort in knowing that God never intended for Abraham to sacrifice Isaac. The whole event was designed to test Abraham, to show how far he would go to obey God. Later, when God gave the law, it strictly prohibited child sacrifice.

Abraham's faith in God and his willingness to obey are truly amazing. Not only was he willing to sacrifice his son, but he maintained faith that somehow his son would be returned to him. He said to his servants, "We will come back to you" (Genesis 22:5). Somehow Abraham was confident that in spite of this command, God would preserve Isaac. Through Isaac, God had promised to make Abraham's descendants as numerous as the sand on the seashore!

It took Abraham and Isaac three days to travel about 50 miles over rough, mountainous terrain. During the trip Abraham had time to think. Certainly questions flooded his mind: "What if God really does let Isaac die? What will I tell Sarah? Might this God I'm serving abandon me now after all these promises?" Abraham could easily have justified disobedience in this case—after all, this was the child God had promised to him and Sarah. He might have thought the voice he had heard wasn't God's after all. But whatever thoughts went through his mind, Abraham never swerved from his steadfast obedience.

The Bible tells us nothing of Isaac's thoughts or feelings during this trip. He must have noticed that his father was behaving strangely. And perhaps Abraham's sadness gave

Isaac a hint of what was to happen. When Isaac asked about the sacrifice, Abraham's response that God would provide a sacrifice probably did little to clarify the situation to Isaac. Remember, Abraham was an old man, probably at least 113 years old. Isaac was likely a young teen and stronger than his aged father. He could certainly have outrun Abraham when he realized what was happening, and possibly he could have overpowered his father. But Isaac, too, showed faith. He submitted to being placed on the altar in obedience to God's command.

We're all relieved to hear the end of the story. Abraham's faith shone brightly, and God averted the death of Isaac. Abraham passed the test. Abraham discovered that God can be trusted even when we can't understand him.

Devotion for Leaders

As we steadily obey God as Abraham did, we grow in our faith and our relationship with his Son, Jesus.

Weaving Faith Into Your Life: Abraham overcame because he trusted God. He didn't know how, but he knew that God would help him fulfill this difficult obedience. Reread Genesis 22:6-8, and reflect on the difficulty of Abraham's obedience. Has God asked you for a sacrifice? Thank him for providing a way to obey.

Teaching This Bible Story to Children

You might be surprised to see that this week's session teaches children about Abraham's test of sacrificing his son. Rest assured that for this age level we have chosen to focus on Abraham's willingness to honor and obey God. Check out the session—we think you'll find God has a lot to teach children through this important Scripture!

Why We Worship for Leaders

When we obey or submit to God's authority, we show that we recognize his right to be the authority—we recognize who God is and that he deserves our love and obedience. Our obedience accomplishes God's plans and purposes on earth. And while we sometimes follow God's rules to avoid his discipline or to receive a reward, there's a much higher reason for obedience. When our actions reflect our love for the Father—when we behave as he wants us to because we love him—God's name is glorified and we bring him honor. Use this worship session to help children explore what it means to honor God with their obedience. Lead them in joyfully worshipping a God who is worthy of our allegiance and obedience just because he is and because he loves us so much.

Easy Prep for Leaders

Let's Praise God!—Make sure your video equipment is ready. Inflate the Giant Feet from the KidsOwn Worship Kit. Gather a blindfold and candy or other small treats; you'll need a treat for each child. Write the lyrics to "Wisdom Wave" on poster board; keep this to use in Session 13, too.

Obedience That Honors God—Watch the video segment titled "A Dog's Life" before the children arrive.

Preschool Activities—Refer to the preschool pages for preparations.

1 Let's Praise God!

Play music videos from the *KidsOwn Worship DVD* as children arrive. Stand at the entrance of the area wearing the Giant Feet from the KidsOwn Worship Kit, and greet the children warmly by name. Have volunteers stand at the door with you to help you greet the children. Have them say, "God loves you."

When you're ready to begin, stand at the doorway rather than at the front of the room.

Say **Welcome to children's church! Today I've got my faith-walking shoes on! Do you like them? These are big shoes to fill, so I need your help. Walking in faith means having to trust someone.**


Put a blindfold on yourself or close your eyes tightly.

Say **I need you to help me walk from here to the front of the room. I can't see, so I need you to call out instructions to me. Make sure you tell me when to turn and when to go straight and when to stop so I don't bump into any people or chairs!**



Follow the children's instructions until you reach the front of the room safely. Remove the blindfold or open your eyes.

Say **Whew! Thank you for telling me how to get here! I had to trust you. When we say we "walk by faith," we mean that we trust God to get us where we need to go the way I trusted you to get me to the front of the room. Because I trusted you, I was willing to follow your instructions—I obeyed you. Because God gives us strength, we trust him, obey him, and honor him. Today we're going to learn how to be strong and obey God. Let's stand together and sing "Be Strong in the Lord."**

 Sing "Be Strong in the Lord" (Ephesians 6:10).

Remove the Giant Feet, and have children sit down. Choose a volunteer to leave the room with an adult helper or older child, who will help the volunteer put on a blindfold. Place two pieces of candy together in each of five random spots around the room. Then choose another volunteer to give directions to the blindfolded volunteer and have that child come back into the room.

Say **Your job is to listen carefully to the instructions your partner gives you. If you obey them, you'll find a set of treats. Every time you find a set of treats, you get one, and so does your partner. The treats are in five different locations, and you have three minutes to get to as many as you can. Be careful, and take it step by step. Ready?**

Give the volunteers three minutes to find the candy. Then congratulate the volunteers, and have them sit down. Hand out candy to everyone.

Ask • **Why was it important that** [name of blindfolded child] **do what** [name of partner] **said?** (He wouldn't have gotten to the treats; she needed help from someone who could see.)

• [Name of blindfolded child], **how did you feel when you had to obey without seeing?** (I was nervous; I didn't know what to expect.)

Say **There was a reason to follow the instructions—finding treats. It's like that with following God. God has a reason for everything he asks of us, although we might not know what that reason is at first. But we can trust God. We can know beyond a shadow of a doubt that when we obey God, good things will happen even though we might not be able to see the reason at the time.**

Ask • **How do we obey God?** (We follow what he says in the Bible; we listen to him; we make good choices.)

Say **God's Word, the Bible, tells us how he wants us to live and how to treat each other. I need three volunteers with Bibles to read some verses for us: Ephesians 6:1, Deuteronomy 6:18, and Philippians 2:14.**

Have the children read the verses aloud.

Worship Leader Tip

If you have multiple worship leaders or helpers, discuss among yourselves what you enjoy leading or working in. Encourage one another to work to your strengths, but don't be afraid to challenge one another. For example, one person may not feel strong in leading the singing of praise and worship songs. If that person does choose to serve by leading the singing, look for opportunities to praise him or her in front of the children and encourage children to do the same. Even when you're leading children in worshipping God, it's appropriate to praise others for serving God in this way.

ALLERGY ALERT



Be aware that some children have food allergies that can be dangerous. Know your children, and consult with parents about allergies their children may have. Also be sure to read food labels carefully as hidden ingredients can cause allergy-related problems.

Say Even though the Bible has lots of “do’s and don’ts,” do’s and don’ts are not what obeying God is all about. Jesus summed it up in a simple way.

Read Matthew 22:37-39 from an easy-to-understand version of the Bible.

Say If we love God with all our heart and love our neighbor as ourselves, we’ll end up keeping the other rules without realizing it! We’ll obey because of love. And nothing honors God more. He wants us to trust and obey, step by step each day, because we love him. Let’s praise him!


 Sing “Praise Him.”

Say When we obey God, we honor him. To *honor* means to show great respect for someone. We can bring honor to someone by doing things that cause other people to respect that person.

Ask • When did you do something that made your parents proud of you? (I got good grades in school this year; I cleaned my room without being told; I helped my little brother tie his shoes this morning.)

Give children time to respond.

Say When you do something to make your parents proud of you, you bring them honor. In other words, they feel happy and other people notice. It’s like that with bringing honor to God. If someone sees your kind actions or words, for example, they might think, “Well, if that person is like that, maybe God is real.” But whether or not anyone sees what you do or say, God always sees. Our obedience honors him and makes him happy. But sometimes we need his wisdom so we know what to do. Let’s sing about wisdom.

 Sing “Wisdom Wave.”

Ask • What are some examples of our obedience honoring God? (When we tell the truth, even if it’s hard; when we help others and give to people in need.)

Say Our obedience honors God when we follow him step by step every day and live the way he wants us to. Turn to your neighbor, and tell him or her one way you will honor God this week.

Give children time to share with one another.

Say When we trust God and obey his word, it does many good things. Our obedience honors him, and he fills our lives with joy. The song, “Trust and Obey,” celebrates this joy. Let’s stand and sing it together.

Have the children stand.

 Sing “Trust and Obey.”

Skits and Puppets

In the KidsOwn Worship Kit, you’ll find a collection of skits titled “KidsOwn Worship Skits.” The skits are designed to be used with the Theophilus the FaithRetriever puppet during the preschool activities. You can also use the skits with other young children. You can purchase a Theophilus puppet at group.com.

Leader Skillbuilder

When asking questions in large groups, be sure the children know to raise their hands and wait patiently for your cue to answer. Make sure you call on different children to answer questions so everyone gets a turn. If you only call on children who demand your attention by talking out or shouting, others will follow suit. On the other hand, if you call on children who wait quietly, others will learn to be patient, too.

Say God shows us how to live because he loves us. And because he loves us, it brings him joy when we obey. God's love for us is so high and deep and long and strong that we have no way to measure it. This next song is about this kind of love. Let's sing "His Love Endures Forever."

 Sing "His Love Endures Forever" (Psalm 100:4-5).

Pray Lord, we love you. We want to bring you honor. Help us to obey you each day so that others will see and know that you are a God who deserves honor and praise. But most of all, Jesus, help us to obey you because we love you. Amen.

2 Let's Learn the Point!

Preschool Activities, pages 15-16

At this time, have the preschool leader invite the preschoolers to go to their own room for this section of activities. Tear out the Preschool Activities page, and give it to the preschool leader. Have the preschool leader bring the preschoolers back to participate in Let's Pray! with the older children. If you prefer to keep all the children together, do the starred (*) activities. They will work well with both elementary and preschool children.

Elementary Activities

* *Obedience That Honors God*

Show the video segment titled "A Dog's Life." It shows how stock dogs are trained and how important obedience is.

After the segment, have the children form groups of three or four. Have each group discuss one of the following questions:

- Ask**
- **Why is it so important that dogs obey their owners?** (It keeps them safe; so they make their owners happy.)
 - **What happens when dogs obey their owners? when they don't obey their owners?** (They get rewarded when they obey; if they don't obey, they might be punished; they might not be safe if they don't obey.)
 - **Why is it so important that we obey God?** (God keeps us safe; God knows what's best for us; we should try to please God.)
 - **What happens when we obey God? when we don't obey God?** (When we obey God, we honor him; God is happy with us when we obey him; if we don't obey God, we might get into trouble.)

After discussion time, let a spokesperson from each group share the group's ideas.

Say Like the dog owners in the video, God directs us to do certain things because he has a goal to accomplish. Our obedience helps God get done things he has planned. The dog owner may win a prize because of the dog's performance. In the same way, when we accomplish the goal that God has for us, he is honored. Let's remember to honor God with our obedience.

Corny Obedience

Say We're learning that obedience brings honor to God. Abraham is a great example of someone who loved God and honored him. God promised Abraham that he would have more descendants than there are stars in the sky. But Abraham was very old before he finally had his first son, Isaac. Could God possibly keep his promise even though Abraham was so old and had only one boy? Let's consider this. Hold up a corn seed. Look at this small, tiny, dried-out seed. It doesn't look like much.

Ask • If I gave you this seed and told you to plant it, what would happen if you obeyed? if you didn't obey? (Corn would grow if I obeyed; nothing would happen if I didn't obey.)

Say This seed represents Isaac—just an average kid like you. But if we plant this average looking seed, we'll get a corn plant. Hold up the ear of corn, and pull the husk away so the kernels are showing. Out of one tiny seed grows an entire ear of corn—usually several on one plant! That's a lot of corn from one little seed. But first you have to obey and plant the seed. Now before God could give Abraham as many descendants as there are stars, Abraham had to obey God. God told Abraham to sacrifice Isaac when Isaac was still just a boy. That meant to kill him. It's hard to understand why God would have asked Abraham to do this. But Abraham trusted God and followed God's instructions. He took Isaac to the mountain where God told him to go. And he prepared to sacrifice his son. When God saw that Abraham trusted him this much, he stopped Abraham from killing Isaac.

Hold up the amount of popcorn needed for a batch of popcorn.

Say To continue the story using another corn example, here's a cup of popcorn. I wouldn't want to eat this popcorn as it is, would you?

Ask a child to put the popcorn into the popcorn popper. Turn the popper on, and have an adult helper finish making the popcorn and put it in a paper grocery bag or large bowl while you continue.

Say Just as Abraham was about to sacrifice Isaac, God stopped him and told him not to do it. God knew for sure that Abraham loved him more than anything else and would obey him no matter what. Isaac went on to have many children and grandchildren until Abraham's descendants were as many as there are stars in the sky.

Worship Leader Tip

If corn seed and corn on the cob are out of season where you live, substitute a kernel of unpopped popcorn for the seed. Use a cob of corn from the freezer section of the grocery store.



Ask • **Why do you think Abraham was willing to obey God’s strange command?** (He trusted God; he knew that God knows what’s best for us.)

• **What can we learn from Abraham about obeying God?** (We should obey God, no matter how strange the command is; we can always trust God when we obey him.)

Say **Abraham loved God more than anything else. He trusted God and was a success because of it. Because [name of child] obeyed me and put the kernels in the popper, we’ll have enough popcorn for everyone to enjoy. Let’s pass the popcorn around and each take a handful. As you eat your popcorn, remember that our obedience honors God.**

** In Abraham’s Shoes*

Say **Abraham brought great honor to the Lord by his obedience. Let’s picture ourselves in Abraham’s shoes.**

Have children form pairs. Give each pair one or two markers, a pair of scissors, and two pieces of 8½x11 paper. Have partners help each other trace and cut out one footprint each.

Say **You and your partner now have a pair of shoes. Let’s pretend they’re Abraham’s shoes. Because Abraham was willing to obey God and give up his one and only son, God knew for sure that Abraham loved him more than anything else.**

Think of something now that is your favorite thing in the whole world. Draw a picture of that item on your shoe shape.

Ask • **Put yourself in Abraham’s shoes. How would you feel if God asked you to give him the item you drew?** (It would be hard, but I’d do it if God asked me to; I wouldn’t want to do it.)

• **Would you be willing to give your most precious possession to God? Why or why not?** (No, I wouldn’t want to lose it; no, I don’t think God would ask me to; yes, if God wants me to, I want to honor God.)



Say **God doesn’t want to take your favorite thing away from you. But he does want you to make him number one in your heart, the way Abraham did. Let’s make a trail now with our footprints and walk in Abraham’s shoes. If you know that your favorite thing is more important to you than God himself, confess that to God when you put your footprint on the floor.**

Help children place the footprints in a path around the room. When they’re all in place, have everyone form a line and walk on the footprints as they sing “Praise Him.” For fun, have the first person in the line put on the Giant Feet from the KidsOwn Worship Kit.

Sing “Praise Him.”

God Tests Abraham

Genesis 22:1-18

Worship Theme:



Our obedience honors God.

Easy Prep for Leaders

None is necessary.

Using Theo

Consider using Theophilus the FaithRetriever puppet today in these ways:

- Have Theo lead the preschoolers from the main worship area to the preschool room.
- Have Theo sing while the children play the "Doing All God Asks of Me" game.
- See the KidsOwn Worship Kit for a puppet skit written for today's worship session.



Tammy's Favorite Teddy Bear

Gather the children in a circle.

- Say** Tammy was a little girl about the age of some of you. Tammy had a favorite teddy bear that she took everywhere.
- Ask** • Does anyone here have a favorite toy?
- Say** One day Tammy's mother said, "Tammy, I have a surprise for you. Your best friend, Michelle, is coming to spend the night with you. Her parents have to go away overnight, so she is going to come here to play with you."
- Ask** • Have any of you ever had a friend spend the night at your house?
- Say** Tammy couldn't wait for Michelle to come. The girls ate dinner together. They played games together. They even listened to stories together—just as you are doing right now.
- Ask** • What do you think they did next?
- Say** After storytime, it was bedtime. Tammy and Michelle climbed into Tammy's great big bed and snuggled down to go to sleep. But Michelle couldn't sleep.
- Ask** • Do you know why Michelle couldn't sleep?
- Say** Michelle couldn't sleep because she forgot her favorite teddy bear. You see, Michelle had a favorite teddy bear, too. When Michelle missed

her bear, she began to cry. Tammy ran to get her mom.

- Ask** • How do you think Tammy's mom tried to help?
- Say** Tammy's mom asked Tammy if she would let Michelle sleep with her favorite teddy bear just this once. "I know you love your bear," said Tammy's mom. "But Michelle is away from home. Let's help her feel happier in our home."
- Ask** • What would you do if you were Tammy?
- Say** Tammy didn't want to give up her favorite teddy bear, even for one night. But she wanted to help her friend. She handed the teddy bear to Michelle.
- Ask** • How would giving up your favorite toy make you feel?
- Say** Michelle knew that Tammy was sad. She said, "Let's share your bear tonight. He can sleep between us in your great big bed!"

Preschool Leader Tip

Consider passing out teddy bears to all of the children for this activity. Holding a teddy bear will help the children relate even more closely to the feelings of the child in the story.

Preschool Possessions

Say When Tammy's mom asked her to let Michelle borrow her bear, it was like the time God asked Abraham to give up his son Isaac. God told Abraham to take Isaac up on a mountain and give him to God there. Because God asked, Abraham obeyed even though he loved Isaac very, very much. When God saw that Abraham had chosen to obey, God gave Isaac back to Abraham.

Ask • How do you think Abraham felt when God asked him to do this?

Say Tammy's story had a happy ending—just as Abraham's did. God was only testing Abraham to see if Abraham would do as he was told. Abraham loved his son, Isaac, very much. He loved God even more. He was willing to do as God asked. When God saw that Abraham was willing to obey no matter what, he let Abraham keep his son.

Tammy's favorite teddy bear was special to her just as Isaac was special to Abraham.

Ask • What is something very special to you?

Say When you see your favorite things, remember Tammy, who obeyed her mom, and Abraham, who obeyed God. Remember, too, that your obedience honors God. It shows God that you love him!

Give the children paper and crayons.

Say When we try to imagine how someone else feels, we say we are putting ourselves in that person's shoes. Abraham was ready to offer his only son to God—a son he loved very much.

Tammy was ready to offer her favorite teddy bear to her friend Michelle. Put yourself in their shoes; draw a picture of something you love very much.

Give the children time to draw. After they've finished, ask the following questions.

- Ask**
- How would you feel if you had to give up something you loved very much?
 - How would you feel later when you learned you'd get to keep it?

Say Now you know how Abraham and Tammy felt. Abraham was probably overjoyed when God said he could take Isaac home. Tammy was happy when Michelle offered to share the teddy bear. But both Abraham and Tammy had been willing to obey even when they thought they would lose what they loved. When we are willing to obey God *no matter what*, we give him honor as Abraham did.

Preschool Leader Tip

During The Offering, the children will be putting their pictures into the offering plate along with paper shoe shapes the elementary children will prepare. To help the preschoolers feel they are participating in the same activity, you may choose to cut paper into shoe shapes for the preschoolers, too, and let them draw their pictures on the shoe shapes.

Preschoolers may also want their pictures back after the offering. Be sure to have someone write children's names on their pictures just in case they do want them back.

Doing All God Asks of Me

Have the children sit in a circle on the floor. Give a beanbag to one child. While the children pass the beanbag around the circle, sing the following song to the tune of "Frosty the Snowman":

I will obey God,
I will do what he tells me.
I will pray each day,
I will say, "No way,"
To the things that might hurt me.

I will obey God,
Doing all that he tells me.
I will praise the Lord,
Following his Word,
Doing all God asks of me.

At the end of the song, have the child holding the beanbag tell a way to obey and honor God. Play a few more times so that other children can give answers, too.

3

Let's Pray!

The Offering

Randomly pass out the shoe shapes made earlier so each child has one. It's not necessary for children to have their own shoe shape.

Say ▶ **The shoe shapes we made represent something special in our lives. If you want God to know that you're willing to obey him no matter what and to make him number one in your heart, place your shoe shape in the offering bowl when you come up.**

Have children place their offerings and shoe shapes into the offering bowl.

▶ Sing "Made for This" as children bring their offerings.

Prayer Pledge

Say ▶ **When people want to do something, they sometimes make a pledge. A pledge is like a promise. If you want to honor God by obeying him in all you do, raise your right hand. Repeat each line of this pledge after me:**

I will be careful to do what God commands. I will not turn aside to the right or to the left.

I will walk in all the ways that the Lord my God commands.

I want to honor him in all I do.

Song of Honor

Say ▶ **Let's close today by singing a song about God's power. As we sing this song, we'll be telling God that we know he is the one who has the power and the right to tell us what to do. He is our supreme authority—the one who is in charge of our lives. Our obedience honors God. Let's sing "Power Shuffle."**

▶ Sing "Power Shuffle."

Pray ▶ **God, thank you for loving us so much. Thank you for helping us obey you. We want to honor you and respect you, God. We say that you are worthy. Help us bring honor to your name this week. We love you, God. In Jesus' name, amen.**



Encouragement for Leaders

Dear God, thank you for placing each of these children in my life and in my class. Teach me to love these children as you do, and to see them as you see them. In Jesus' name, amen.



Welcome to KidsOwn Worship® Children's Church! Explore attributes of God to learn how God is worthy of our worship:

KidsOwn Worship reinforces the same Bible stories kids explore with FaithWeaver NOW® Bible Curriculum! Download FREE samples at group.com/samples.

KidsOwn Worship DVD

Lead worship with kid-friendly music videos—or extend the learning when families get one to take home.



KidsOwn Worship Videos USB

Get music and lesson videos in .mp4 format for easy integration into your presentation software.



WEEK	BIBLE STORY	THEME
Week 1	God Tests Abraham	Our obedience honors God.
Week 2	Isaac Marries Rebekah	God is pleased when we seek his direction.
Week 3	Jacob Deceives Esau and Isaac	God is always truthful.
Week 4	Jacob Marries Leah and Rachel	God works in all situations.
Week 5	Joseph Dreams Disturbing Dreams	God's love is perfect.
Week 6	Joseph's Brothers Sell Him Into Slavery	Our actions show that we truly worship God.
Week 7	Pharaoh Puts Joseph in Charge	God is worthy of our service.
Week 8	Joseph Forgives His Brothers	We can honor God by forgiving others.
Week 9	God Protects Moses	God watches over us.
Week 10	Moses Meets God at the Burning Bush	God is an awesome God.
Week 11	The Israelites Receive Cruel Treatment	God is our hope.
Week 12	God Sends Plagues on Egypt	Nothing matches God's power.
Week 13	The Israelites Escape From Egypt	God's freedom lasts forever.



THIS IS A SAMPLE
The number of pages is limited.

Purchase the item for the complete version.

