



Group

Real. Bold. Love.



MAKERIFIC

Wow!

54 SURPRISING BIBLE CRAFTS



for
ages
3-7



Group
Real. Bold. Love.

MAKERIFIC

WOWS!

54 SURPRISING BIBLE CRAFTS

for
ages
3-7

Group

Loveland, Colorado
group.com

Group resources really work!

This Group resource incorporates our R.E.A.L. approach to ministry. It reinforces a growing friendship with Jesus, encourages long-term learning, and results in life transformation, because it's



Relational

Learner-to-learner interaction enhances learning and builds Christian friendships.

Experiential

What learners experience through discussion and action sticks with them up to 9 times longer than what they simply hear or read.

Applicable

The aim of Christian education is to equip learners to be both hearers and doers of God's Word.

Learner-based

Learners understand and retain more when the learning process takes into consideration how they learn best.

MAKERIFIC WOWS!

54 SURPRISING BIBLE CRAFTS

(for ages 3-7)

Copyright © 2018 Group Publishing, Inc. / 0000 0001 0362 4853

Visit our website: group.com

All rights reserved. No part of this book may be reproduced in any manner whatsoever without prior written permission from the publisher. For information, visit group.com/permissions.



When you see the OK TO COPY icon, this means permission to photocopy the handout from *Makerific WOWS! 54 Surprising Bible Crafts (for ages 3-7)* is granted for local church use. Copyright © Group Publishing, Inc., 1515 Cascade Ave., Loveland, CO 80538.

CREDITS

Contributing Authors: Elisa Hansen, Laure Herlinger, Karen Pennington, Kelsey Perry, Ali Thompson
Photographer: Rodney Stewart
Chief Creative Officer: Joani Schultz
Editor: Kelsey Perry
Assistant Editor: Becky Helzer
Art Director: Jeff Storm
Lead Designer: RoseAnne Sather
Cover Designer: Jonny Vignola
Interior Designer: Mollie Bickert

Scripture quotations are taken from the Holy Bible, New Living Translation, copyright © 1996, 2004, 2007, 2013, 2015 by Tyndale House Foundation. Used by permission of Tyndale House Publishers, Inc., Carol Stream, Illinois 60188. All rights reserved.

ISBN: 978-1-4707-5341-2

Printed in the United States of America.

10 9 8 7 6 5 4 3 2 1 27 26 25 24 23 22 21 20 19 18



INTRODUCTION

Supplement your Bible lessons in a fun, hands-on way with 3-D crafts from the popular Dig In curriculum! Lots of kids love crafts, and everyone loves toys and games! Using the ideas in this book, your 3- to 7-year-olds will make crafts that are way more than just another piece of paper to hang on the fridge. Kids will make interactive, usable crafts and toys, including a board game, superhero cape, play cellphone, and more.

Each craft ties to a Bible point focusing on the life of Jesus and uses simple supplies you can find at local retailers...in your supply closet...or even in your trash! The Scripture and topical indexes at the back of the book make it easy to find a craft that goes with your Bible lesson.

Get ready for no more crafts left behind in the classroom or discarded on the floor of the car! These crafts get kids making things they'll want to keep while reinforcing the Bible point in their hearts!



**CHECK IT
OUT!**



Table of Contents



AN ANGEL ANNOUNCES JESUS' BIRTH » *Announcing Angels*8-9
(Luke 1:26-38; Matthew 1:18-25)

THE FIRST CHRISTMAS » *Bethlehem Barns*10-13
(Luke 2:1-7)

JESUS, THE LIGHT OF THE WORLD, IS BORN » *Crafty Candles*.....14-15
(Luke 2:1-20)

SIMEON AND ANNA SEE JESUS » *Lifesaver Gift Bags*16-17
(Luke 2:21-40)

WISE MEN WORSHIP KING JESUS » *Starry Crowns*.....18-19
(Matthew 2:1-18)

JESUS SPEAKS WITH THE RELIGIOUS TEACHERS » *We Ask Jesus Mural*.....20-21
(Luke 2:41-52)

JOHN BAPTIZES JESUS » *Proud Father Paintings*22-25
(Matthew 3; Luke 3:21-22)

SATAN TEMPTS JESUS » *The Right Way Spinners*26-31
(Matthew 4:1-11; Mark 1:12-13; Luke 4:1-13)

JESUS CALLS DISCIPLES » *Changing Faces*.....32-37
(Mark 1:16-20; John 1:35-51)

JESUS PERFORMS HIS FIRST MIRACLE » *Color-Imprinted Jars*38-41
(John 2:1-12)

NICODEMUS VISITS JESUS AT NIGHT » *Circle Paintings*.....42-43
(John 3:1-21)



JESUS IS REJECTED » *Puffy Heart Gifts*44-47
(Luke 4:16-30)

JESUS HEALS PEOPLE » *Healing Care Packages*48-51
(Luke 4:38-40; 5:12-16)



JESUS FORGIVES A PARALYZED MAN » Bible Story Set.....52-53
(Luke 5:17-26)

A MIRACULOUS CATCH OF FISH » Fish Mobiles.....54-57
(Luke 5:1-11)

WISE AND FOOLISH BUILDER » Trustworthy Houses58-59
(Matthew 7:24-27)

JESUS EATS WITH SINNERS AT MATTHEW'S HOUSE » Friendship Handprint Books...60-63
(Matthew 9:9-13)

JESUS HEALS A LAME MAN BY A POOL » Stand Up and Walk!.....64-67
(John 5:1-18)

A ROMAN OFFICER DEMONSTRATES FAITH » Roman Officer Helmets68-71
(Luke 7:1-10; Matthew 8:5-13)

JESUS EASES JOHN'S DOUBT » Superhero Capes.....72-73
(Matthew 11:1-6; Luke 7:18-23)

PARABLE OF THE FARMER AND THE SEED » Sweet Flower Gardens.....74-75
(Matthew 13:1-9, 18-23; Luke 8:4-15)

JESUS DESCRIBES HIS TRUE FAMILY » Family Photo Frames76-77
(Matthew 12:46-50; Mark 3:31-35; Luke 8:19-21)

JESUS CALMS THE STORM » Power Over the Windsock78-79
(Matthew 8:23-27; Mark 4:35-41; Luke 8:22-25)

JESUS HEALS A BLEEDING WOMAN AND RESTORES A GIRL TO LIFE » First-Aid Kits...80-83
(Mark 5:21-43; Matthew 9:18-26; Luke 8:40-56)

JESUS WALKS ON WATER » Jesus and Peter Walk on Water.....84-87
(Matthew 14:22-33; Mark 6:45-52; John 6:16-21)

JESUS IS TRANSFIGURED » Bright as Light.....88-91
(Matthew 17:1-13; Mark 9:2-13; Luke 9:28-36)

PARABLE OF THE GOOD SAMARITAN » Share Bears92-95
(Luke 10:25-37)

Continued ➞

Table of Contents (continued)

JESUS FEEDS FIVE THOUSAND » *Surprise Boxes*.....96-97

(Matthew 14:13-21; Mark 6:30-44; Luke 9:10-17; John 6:1-15)

DISCIPLES ARGUE ABOUT WHO WILL BE THE GREATEST » *Thank-You Trophies*..... 98-101

(Matthew 18:1-6; Mark 9:33-37; Luke 9:46-48)

JESUS FORGIVES A WOMAN » *Dry-Erase Boards*102-105

(John 8:1-11)

JESUS VISITS MARY AND MARTHA » *Chat Mats* 106-107

(Luke 10:38-42)

JESUS HEALS A CRIPPLED WOMAN » *Felt-People Marionettes* 108-111

(Luke 13:10-17)

JESUS HEALS A BLIND MAN » *Blind-to-See Sunglasses*112-115

(John 9:1-41)

JESUS CLAIMS TO BE GOD'S SON » *Megaphone Hats* 116-117

(John 10:22-42)

PARABLES OF THE LOST SHEEP AND LOST COIN » *Lost Coin & Sheep Game Boards*118-121

(Luke 15:1-10)

PARABLE OF THE PRODIGAL SON » *Piggy Heart Banks*122-125

(Luke 15:11-32)

JESUS RAISES LAZARUS FROM THE DEAD » *Wrapped Lazarus*126-129

(John 11:1-44)

JESUS HEALS TEN MEN OF LEPROSY » *Thankfulness Tambourines* 130-131

(Luke 17:11-19)

JESUS BLESSES THE CHILDREN » *Nylon Baby Dolls*132-133


(Matthew 19:13-15; Mark 10:13-16; Luke 18:15-17)

JESUS HEALS BLIND MEN » *"Call on Jesus" Cellphones*134-135

(Matthew 20:29-34; Mark 10:46-52; Luke 18:35-43)

JESUS MEETS ZACCHAEUS » *Prayer Pals*136-139

(Luke 19:1-10)





JESUS' TRIUMPHANT ENTRY » Bowl & Cup Donkeys.....140-143
(Matthew 21:1-11; Mark 11:1-11; Luke 19:28-40; John 12:12-16)

THE POOR WIDOW'S OFFERING » Coin Wristbands.....144-145
(Mark 12:41-44; Luke 21:1-4)

THE PLOT TO KILL JESUS » He's Sad With Us.....146-149
(Luke 22:1-6; Matthew 26:1-5, 14-16; Mark 14:1-2, 10-11)

JESUS WASHES HIS DISCIPLES' FEET » Serving Aprons.....150-151
(John 13:1-17)

JESUS IS BETRAYED AND ARRESTED » Heart Binoculars.....152-153
(Matthew 26:47-56; Mark 14:43-52; Luke 22:47-53; John 18:1-11)

JESUS IS PUT ON TRIAL » Bandage Balls.....154-155
(Matthew 27:15-31; Mark 15:6-15; Luke 23:1-25; John 18:28-19:16)



JESUS IS CRUCIFIED » Stained-Glass Windows.....156-159
(Matthew 27:32-61; Mark 15:21-47; Luke 23:26-56; John 19:17-42)

JESUS RISES FROM THE DEAD » Angel Megaphones.....160-161
(Matthew 28:1-10; Mark 16:1-11; Luke 24:1-12; John 20:1-18)

THE EMPTY TOMB » Jesus' Tomb.....162-165
(Luke 23:26-24:12)

THE ROAD TO EMMAUS » Jesus & Friends Finger Puppets.....166-167
(Luke 24:13-35)

JESUS APPEARS TO DISCIPLES » Jesus Pop-Up Cards.....168-171
(Mark 16:14; Luke 24:36-43; John 20:19-31)

JESUS TALKS WITH PETER » Heart Lacing.....172-175
(John 13:31-38; 18:15-18, 25-27; 21:15-25)

THE GREAT COMMISSION » Shadow Puppets.....176-179
(Matthew 28:16-20; Mark 16:15-20; Luke 24:44-53; Acts 1:6-11)

SCRIPTURE INDEX.....180-181

TOPICAL INDEX.....182-183

AN ANGEL ANNOUNCES JESUS' BIRTH

Luke 1:26-38; Matthew 1:18-25

Supplies

- construction paper (white and beige)
- markers
- glue sticks
- gold or silver chenille wires
- transparent tape

Easy Prep

- Use ½ sheet of white construction paper and tape to make a 4-inch-tall tube for each child.
- Cut a 2-inch circle from beige construction paper for each child.
- Cut two 5-inch-tall hearts out of white paper for each child.
- Cut a 6-inch piece of chenille wire for each child.
- Make a sample craft to show kids.

ANNOUNCING ANGELS

What Kids Will Do

Kids make paper angels with heart wings.

Talk About Angels

Ask:

- How do we get good news today?
- What would be some fun and crazy ways to send a good message?

Share your own wild idea, such as sending a message by parakeet or spelling it out in cotton candy clouds. Then let children share creative ways they might send a message.

Say: **God sent an angel to give Mary surprising news. It may seem impossible that an angel would talk to a person, but God does the impossible. The angel said that Jesus would be born.**

Show children the sample craft.

Say: **Let's make this angel to remember that God does the impossible.**



Make Angels

Give each child a paper tube, two hearts, a circle, and a 6-inch chenille wire.

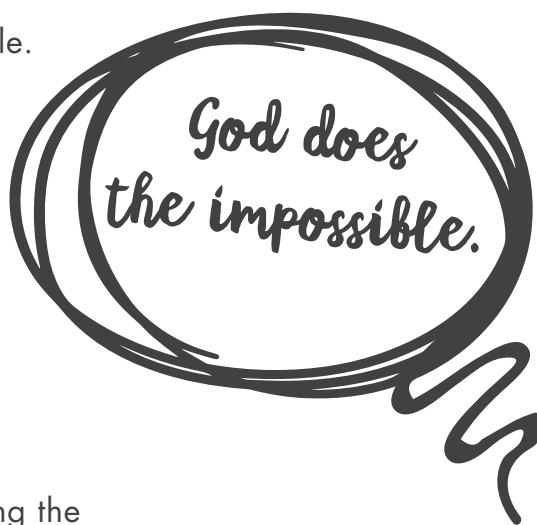
Instruct kids to draw an angel face on the circle.

Help them wrap the end of the wire into a loop to make a halo.

Help children glue the heart “wings” to one side of the tube and then glue the face to the other side.

Help kids tape the halos in place.

Children can use their angels to practice saying the Bible point or retelling the story of the angel giving Mary surprising news.



THE FIRST CHRISTMAS

Luke 2:1-7



BETHLEHEM BARN

What Kids Will Do

Kids make scenes for Jesus' birth.

Make the Barn

Say: **Mary and Joseph took a trip to a place called Bethlehem. When they got there, they couldn't find a place to stay, so they stayed in a place like a barn where animals like cows, sheep, and chicken sleep.** Have kids make barn animal sounds.

Say: **While they were in Bethlehem, Mary had her baby. She had baby Jesus—the best gift ever! Let's make something to tell others about how Jesus was born.**

Give each child a paper plate. Explain that a barn is made of wood from a tree. Have children color both sides of their paper plates brown. Encourage them to color both sides completely. As they work, cut each child's plate into four sections like a pie—but don't cut all the way to the center; you want the four parts to remain intact. Just cut about two-thirds of the way to the center for each cut. You can do this before children finish coloring.

Supplies

- paper plates (1 per child)
- stapler
- scissors
- markers
- wooden ice cream spoons (1 per child)
- craft sticks (2 per child)
- smiley-face stickers (3 per child)
- chenille wires (4 per child)
- cotton balls (1 per child)
- tape
- other stickers
- 1-inch and 2-inch pieces of yarn
- facial tissues (1 per child)

Easy Prep

- Make a sample craft to show kids.





As each child finishes coloring, overlap one section of the paper plate (about an inch) with the section to the left of it. Staple those two sections together. Work your way around the plate, overlapping each section with the section to the left of it like a windmill or fan, until all four sections are overlapped and it makes a basket (barn).

Let kids put stickers on their barns while they wait to move on to the next step. As children work, have them talk about something they know about when they were born or babies they know who were born recently. It's okay if all the kids don't have an example; the idea is to get them talking about new babies.

Have kids lay the barns on their sides, and say: **This is like the barn where Mary, Joseph, and baby Jesus stayed. Let's fill it with some of the things from the Bible story.** Remind children that there were probably animals there, too, since animals live in a barn. Give each child a cotton ball, and let kids choose what kind of animal they want it to be.





Make Mary and Joseph

Say: **Mary and Joseph were at the barn before Jesus was born, so let's make Mary and Joseph first.** Give each child two craft sticks. Help children do the following things to make Mary and Joseph:

- Put a smiley-face sticker on the end of each craft stick to be faces for Mary and Joseph.
- Color the craft sticks to give them clothes.
- Wrap chenille wire around the craft sticks in the middle and at the opposite end of the face to make arms and legs.
- Tape yarn pieces to the head end of the craft sticks for hair. (Younger children could use extra help with this step—lay a piece of tape sticky-side up in front of a child, and have him or her place a few pieces of yarn in the center of the sticky side. Then you'll tape the hair in place.)


As children work, remind them that Mary and Joseph were Jesus' parents, and invite them to tell some things about their parents or guardians.

Make Jesus

Say: **Now let's make the best gift ever—baby Jesus.** Give each child a wooden ice cream spoon. Help kids do the following things to make Jesus:

- Put a smiley-face sticker on the end of the spoon for Jesus' face.
- Wrap the spoons in facial tissues like Mary wrapped baby Jesus in cloth. Kids can use tape to secure the tissues.

As kids work, help them talk about things that are special about Jesus or things they love about him.



Retell About Jesus' Birth

Show children how to use the barn and the Mary, Joseph, Jesus, and animal figures to retell the basic story of Jesus' birth, as time allows. Here are some details to include:

- **Mary and Joseph took a long trip to Bethlehem.** (Make Mary and Joseph "walk a long way.")
- **They couldn't find a place to stay.** (Make Mary and Joseph "knock on some doors.")
- **They found a barn where they could stay.** (Make Mary and Joseph go in the barn. Play with the cotton-ball animal.)
- **Mary had baby Jesus.** (Show baby Jesus. Undo and redo his tissue.)
- **Jesus was the best gift ever for Mary and Joseph, and for us.**

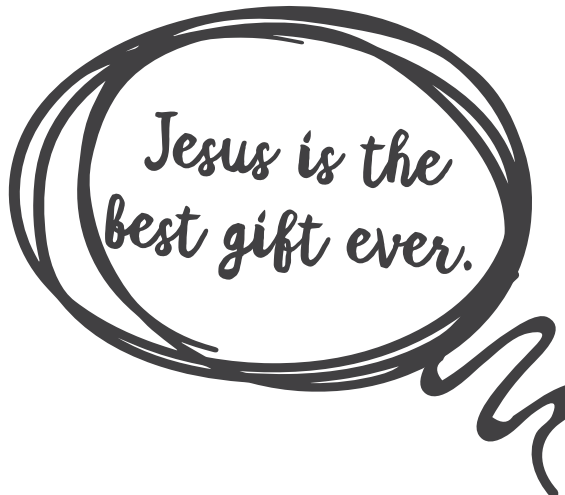
Teach children this song to the tune of "I'm a Little Teapot." (Kids can dance their figures around in the barn as they sing the song.)



God gave Jesus to us
as a gift.
He is a good gift;
He is the best!
Jesus is the best gift
of all time.
Thank you, God, for Jesus' love.

Repeat the retelling as time allows.

Say: **Jesus is the best gift ever!** And you can use your barn to tell everyone all about that!





Lots of kids love crafts—and everyone loves toys and games! Supplement your Bible lessons with these Bible-related 3-D crafts pulled from the popular Dig In Sunday school curriculum. Your **3- to 7-year olds** will love making these functional toys and fun projects that focus on the life of Jesus.

Here are just a few of the 54 clever ideas included in this book:

- a healing care package to learn that Jesus heals us
- teddy bears to show that Jesus-followers care for others
- a piggy bank to remind kids of the prodigal son and that Jesus loves us no matter what
- a bandage ball to demonstrate that Jesus understands suffering

These crafts use simple supplies you can find at your local Walmart...or in your supply closet...or even in your trash! **The Scripture and topical indexes** make it easy to find a craft that goes with your Bible lesson.

Even your non-artistic kids will have a blast making these fun crafts—and then taking them home to put them to use! No more crafts left behind in the classroom or discarded on the floor of the car. No more two-dimensional art to clutter parents' fridges. Get kids making things they'll want to keep!

This book includes reproducible pages.



ISBN 978-1-4707-5341-2

USD \$24.99



9 781470 753412

RELIGION/Christian Ministry/Children



THIS IS A SAMPLE

The number of pages is limited.

Purchase the item for the complete version.

