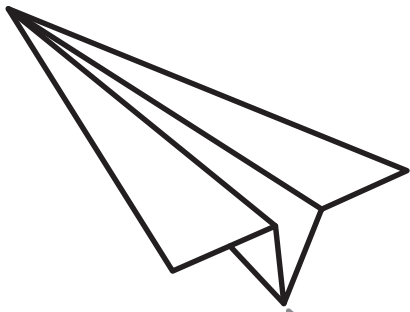


Take-It-Home Flyers

ELEMENTARY • HOLIDAY YEAR 3



Take-It-Home Flyer Tips


Follow these steps to get Take-It Home Flyers off the ground effectively so they'll cruise on a direct flight home.

1. Follow your Simply Loved Leader Guide. The end of each elementary lesson is strategically written to incorporate these flyers.
2. Read the first page to your whole group of kids first. This is meant to be a quiet prayer time that intentionally connects kids to their friend Jesus.
3. Next, ask the "Talk Starter" question aloud, and give time for kids to discuss and pray in Connect Crews.
4. THEN, *and only then*, distribute Take-It-Home Flyers to kids. If you choose to forgo this strategic order, prepare to have papers whizzing by your head before you're ready for them.
5. Be sure to point out the challenge on the top of the folding instructions page. That'll *really* motivate kids to make sure this page gets home.
6. Be sure to give each helper a copy, too—not to fold for themselves, but so kids can reference the instructions once folding begins.

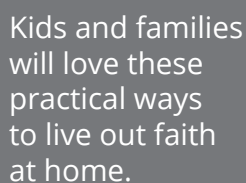
Prepare for takeoff!

Help your ministry to families really take off with these specially crafted Take-It-Home Flyers. After reading each Jesus-centered flyer and talking with their Connect Crews, kids will follow the directions and fold these flyers into 3-D masterpieces!

Once home, they'll transport meaningful opportunities for Jesus-centered family fun.



Cool questions help family members tell stories about their own friendship with Jesus!



Kids and families will love these practical ways to live out faith at home.




After making Bible discoveries at church, families can explore more about each lesson's Bible content at home.

Love Is Born

(John 3:16; Luke 2:1-7)

“So the Word became human and made his home among us. He was full of unfailing love and faithfulness.”

(John 1:14)



Be glad! Jesus gives hope.

When God promised to send a Savior, he left out a few details. Like *when* the Savior would arrive and *what* exactly the Savior would save.

So as God's people waited for their Savior's arrival, they filled in the blanks. He'd rescue their country, they decided, leading a dramatic uprising. But that wasn't quite right.

Jesus didn't come to rescue just one nation; he came to save the world God so loved. And he didn't come as a mighty warrior; he came as a helpless baby.

But God's people got this right: The Savior brought hope! Hope for salvation; hope for heaven; hope for a life full of adventure, love, and purpose.


If those are what you're after, Jesus gives you hope, too!

Talk-Starters

What's something you hope happens this week? Why would you like it to happen?

Try-This-@-Home

Ask a grown-up to choose a snack for you—without you knowing what was selected. Hope for what you want, and see if your hope is fulfilled!



Explore More @ Home

Why can we find hope in Jesus? Find out! Read Matthew 12:18-21.



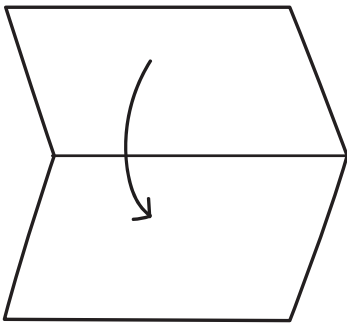
Make this page a manger!

Fold a box. When you get home

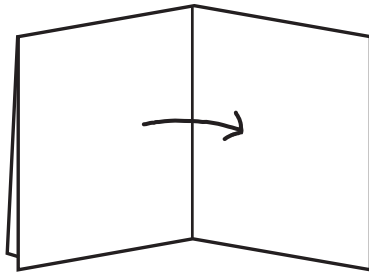
...wrap something small like a clothespin or toy figurine in a tissue and place it in the box. Set it out to celebrate Jesus being born and laid in a manger.

Here's how:

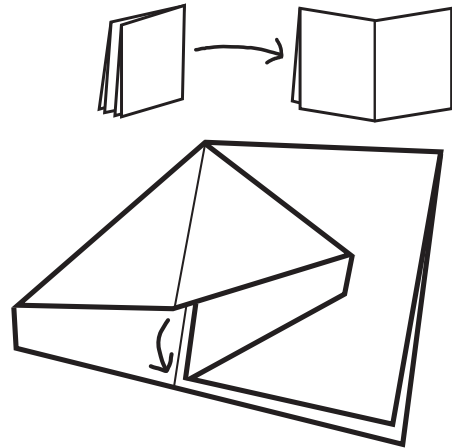
- 1** Fold letter-size paper in half as shown.



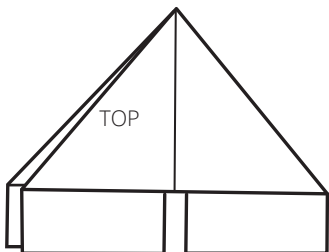
- 2** Fold in half again the other way.



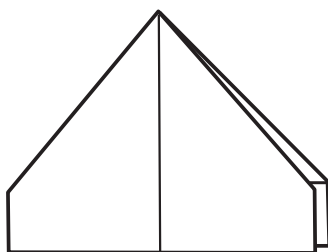
- 3** Unfold. Then pinch the top left corner of the rectangle and fold it inward to the center and make a triangle.



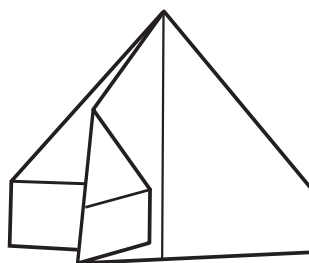
- 4** Flip over and repeat on the other side so it looks like this.




- 5** Fold the top triangle flap to the right so it looks like this. Flip and repeat on the other side.



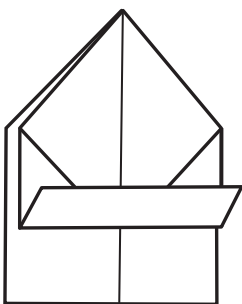
- 6** Fold side of top flap to the center, then fold the top flap of the other side into the center.



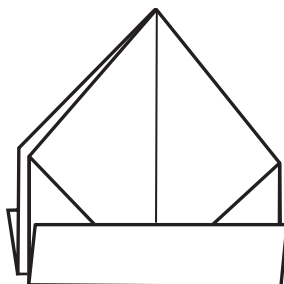
- 7** Flip it over and fold those flaps to the center, too.



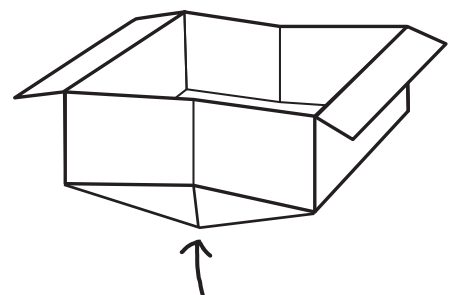
- 8** Fold the bottom flap up on side one.



- 9** Flip it over and fold the bottom flap on side two.



- 10** Flip it upside down and open it up. Push center point to flatten the bottom. Voila—a box!





Group resources really work!

This Group resource incorporates our R.E.A.L. approach to ministry. It reinforces a growing friendship with Jesus, encourages long-term learning, and results in life transformation, because it's:

Relational

Person-to-person interaction enhances spiritual growth and builds Christian friendships.

Experiential

What we experience through action and discussion sticks with us up to 9 times longer than what we simply hear or read.

Applicable

The aim of ministry is to equip people to be both hearers and doers of God's Word.

Lifelong

Experiences transform the heart, moving faith beyond the walls of church and into everyday life for years to come.



Take-It-Home Flyers—Holiday Year 3

Copyright © 2022 Group Publishing, Inc./000 0001 0362 4853

Visit our website: group.com/SimplyLoved



All rights reserved. You have Group's permission to photocopy individual pages in this resource for your own local church use. For additional uses, visit group.com/permissions.

Scripture quotations are taken from the *Holy Bible*, New Living Translation, copyright ©1996, 2004, 2015 by Tyndale House Foundation. Used by permission of Tyndale House Publishers, Inc., Carol Stream, Illinois 60188. All rights reserved.

ISBN 978-1-4707-6924-6

Printed in the United States of America.

10 9 8 7 6 5 4 3 2 1 25 24 23

001 USA 0822

ISBN 978-1-4707-6924-6



9 781470 769246 >

PRINTED IN THE U.S.A.





THIS IS A SAMPLE
The number of pages is limited.

Purchase the item for the complete version.

