

# LEADER GUIDE

ELEMENTARY • QUARTER 10



**ELEMENTARY**

**QUARTER 10**

# LEADER GUIDE



Loveland, Colorado  
[group.com/SimplyLoved](http://group.com/SimplyLoved)





## Group resources really work!

This Group resource incorporates our R.E.A.L. approach to ministry. It reinforces a growing friendship with Jesus, encourages long-term learning, and results in life transformation, because it's:

### Relational

Person-to-person interaction enhances spiritual growth and builds Christian friendships.

### Experiential

What we experience through action and discussion sticks with us up to 9 times longer than what we simply hear or read.

### Applicable

The aim of ministry is to equip people to be both hearers and doers of God's Word.

### Lifelong

Experiences transform the heart, moving faith beyond the walls of church and into everyday life for years to come.



### Leader Guide Elementary—Quarter 10

Copyright © 2022 Group Publishing, Inc./0000 0001 0362 4853

Visit our website: [group.com/SimplyLoved](http://group.com/SimplyLoved)



All rights reserved. No part of this book may be reproduced in any manner whatsoever without prior written permission from the publisher, except where noted in the text and in the case of brief quotations embodied in critical articles and reviews. For information, visit [group.com/permissions](http://group.com/permissions).

This creative team is simply honored to create Simply Loved for you:

Laura Baldwin-Stout, Jody Brolsma, Lyndsay Gerwing, Charity Kauffman, Steve Kyle, Micaiah Lee, Peggy Naylor, Joani Schultz, Rodney Stewart, Jeff Storm, Ali Thompson, and Kate Warnock.

Unless otherwise indicated, all Scripture quotations are taken from the *Holy Bible*, New Living Translation, copyright © 1996, 2004, 2015 by Tyndale House Foundation. Used by permission of Tyndale House Publishers, a Division of Tyndale House Ministries, Carol Stream, Illinois 60188. All rights reserved.

ISBN 978-1-4707-6918-5

Printed in the United States of America.

10 9 8 7 6 5 4 3 2 1 27 26 25 24 23 22

# Contents

<b>Welcome to Simply Loved!</b> .....	4
How It Works .....	5
Our Strategic Approach .....	7
Helping Elementary Kids Become Rooted in Faith .....	8
Supply Closet Inventory .....	9
Take-It-Home Flyer Tips .....	10
<b>Unit 1: Road to Resurrection</b>	
Lesson 1: The Last Supper .....	11
Lesson 2: Pilate Lets Barabbas Go Free .....	23
Lesson 3: Jesus Dies on a Cross .....	33
Lesson 4: Jesus Walks and Talks on the Road to Emmaus .....	45
<b>Unit 2: The Comforter Has Come!</b>	
Lesson 5: Jesus Promises Power From the Holy Spirit .....	55
Lesson 6: The Holy Spirit Gives Peter Words to Say .....	65
Lesson 7: Christians in Samaria Receive the Holy Spirit .....	75
Lesson 8: Paul Writes About the Fruit of the Spirit .....	85
<b>Unit 3: David on the Run</b>	
Lesson 9: David Plays the Harp for Saul .....	95
Lesson 10: Saul Is Jealous of David .....	105
Lesson 11: David Doesn't Hurt Saul...Twice .....	115
Lesson 12: David Is Kind to Mephibosheth .....	125



# Welcome to Simply Loved!

Welcome to Simply Loved Sunday school—where you and your team simply experience God's love and share it with kids.

**“Dear friends, since God loved us that much, we surely ought to love each other. No one has ever seen God. But if we love each other, God lives in us, and his love is brought to full expression in us.”**

(1 John 4:11-12)

With Simply Loved, you, your helpers (we call them Crew Guides), and your kids explore a foundational, Jesus-centered journey through God's story of Love. We believe that faith isn't a subject to be mastered; it's a relationship to grow! So every single component of Simply Loved sets the stage for you to more intentionally grow friendship with Jesus and each other. Keep reading to find out what that'll look like in *your* classroom.

Join our Simply Loved Facebook community to learn from children's ministry leaders just like you!

 [facebook.com/groups/simplylovedteacherslounge](https://www.facebook.com/groups/simplylovedteacherslounge)



# How It Works

## Simple Volunteer Roles

You'll need the following volunteers:

**Leader:** (That's you!) The one person in each teaching space who has looked over the lesson and will direct all activities. The glance-able, structured lessons in this guide allow leaders to spend more time interacting with kids and less time glued to scripts.

**Crew Guide:** A helper who simply shows up and participates with kids. Crew Guides don't need to be Bible experts—simply people who love Jesus and kids!



## A Simple, Flexible Lesson!


### Simple Prep for Leaders

Prepare your heart and pray for the kids before each lesson. Plus, check off supplies as you gather them!



### Opening Options

Choose from two opening activities—both introduce the day's Bible Point. Each unit creatively uses the same supplies all four weeks. That means you'll need to gather Opening Options supplies only once a month! If you'd like, set up these Opening Options as activity stations in your room. Simply cut apart the cards you'll find in each lesson and place one at each station to guide activity and conversation. Or, do one or both activities with all kids together. You choose!




### Sing & Play

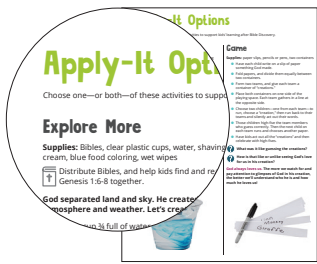
Gather kids to sing and discover the Bible Point. Plus, a Bible Memory Buddy connects the Bible verse to kids' everyday lives.



### Bible Discovery


We've given you lots of options, but don't skip this part! It's the "meat" of the lesson where kids experience God's greatest gift in an interactive, hands-on way. There's no time to be bored as kids and Connect Crews follow the Leader through a memorable Bible experience. You'll read directly from the Bible throughout the Bible Discovery, so be sure to mark your place ahead of time and choose a kid-friendly translation to read from.





## Apply-It Options

Consider your time frame, and take your pick: a game or an activity that lets kids practice Bible skills! Each option applies the Bible Point to everyday kid life.



## Friendship Finale

Wrap up your lesson with a gospel-centered Jesus connection, and equip kids to continue faith conversations at home! Plus, affirm kids by name as you give each child a Bible Memory Buddy sticker at the end of each lesson.

## A Simple, Flexible Format!

### Age-Graded Classrooms

It's simple! You'll need one prepared leader and at least one helper (we call helpers Crew Guides) for each teaching space. We recommend having a media player handy in each space for music and each week's Bible Memory Buddy video.

### Age-Graded Classrooms With a Multi-Age Opening

It's simple! Lead the Sing & Play section with all ages together. Set up a media player in your gathering area so that when you're all together, you can sing along with music videos, introduce the Bible Point, and meet the Bible Memory Buddy! Then, disperse to age-graded classrooms for Bible Discovery, Apply-It Options, and the Friendship Finale. You'll need one prepared leader and at least one helper (we call helpers Crew Guides) for each teaching space.

### One (big or small) Room With Multi-Age Kids

It's simple! You'll need one prepared leader plus at least one helper (we call helpers Crew Guides). Ideally, you'll have one Crew Guide for every five to eight kids, but it can work with your church's volunteer-to-children ratios. We recommend having a media player handy for music and each week's Bible Memory Buddy video.





# Our Strategic Approach

There are “whys” behind every lesson component, and we want to share them with you! Here are the guiding principles behind the creation of Simply Loved Sunday school curriculum.

You may have heard...	But we've found...	That's why...
“It's hard to recruit volunteers.”	When volunteers need less prep time, have fun, and feel like they're making a difference, they'll make serving a priority.	Simply Loved volunteer roles are important, but easy!
“Kids need to be entertained.”	Kids need to be noticed and loved.	Simply Loved lessons are designed to help you listen to kids and get to know them.
“You need a lot of supplies.”	You need only a few supplies used in creative ways.	Simply Loved incorporates minimal supplies each unit but uses them in innovative ways to introduce and apply the day's lesson.
“We need helpers—any warm body will do.”	Helpers don't just assist. Even though they don't need to prep, they serve an important relational purpose and make a big difference in kids' lives.	Simply Loved helpers have a name and an elevated role: they're “Crew Guides”! They participate along with the kids, play a meaningful role in lessons, and make a difference by building friendships with kids.
“Kids are rarely able to remember Scripture.”	Creating a visual and emotional connection to Scripture dramatically helps kids remember and understand why the Bible matters in their everyday lives.	Simply Loved incorporates kid-friendly videos featuring Bible Memory Buddies (animals God created) to help them understand Bible truths and trigger Scripture memory. And Bible Memory Buddies help discoveries stick! (wink, wink)
“Teachers are Bible experts.”	Teachers are channels of friendship who help children understand and experience Jesus' love.	Simply Loved uses human relationships to communicate God's love in a tangible way. Built-in conversation starters help teachers share their personal stories and their own friendship with Jesus.
“Covering a lot of information is intimidating.”	Reaching children is simple when you focus on one Bible Point.	Simply Loved repeats key Bible Points in different ways so truths sink deep. And it combines the repetition of a Bible Point with an auditory and physical response that will stick with kids long after your lesson ends.
“Success requires getting through the whole lesson.”	You'll clearly communicate the key Bible Point no matter how far you get.	With Simply Loved, a palette of Bible-Point-supporting options gives you the freedom to choose what works for your kids and your time frame. So no matter how much of the lesson you complete, the Truth from God's Word shines through.
“Kids'll get bored if you repeat something they've heard before.”	Kids appreciate routine and repetition when it's done in a fun way.	Simply Loved's scope and sequence intentionally repeats the Bible verse and Point for four weeks. This strategically cements Bible learning no matter how often kids attend.



# Helping Elementary Kids Become Rooted in Faith

As their Leader, you get to show elementary-age children what loving Jesus looks like! And Simply Loved will help. Simply Loved incorporates the following Age-Level Teaching Tips to create a rich environment where elementary kids grow a lasting friendship with Jesus.

## Go Deeper

As kids get older, we may be tempted to throw more Bible stories and Bible information at them. But elementary kids don't need more things to learn; they need to dig deeper into the truths they've been introduced to. That's why Simply Loved explores one Bible Point for four weeks and why open-ended questions meet kids right where they are—no matter their grade or prior knowledge of the Bible.

## Make It Fun

You know, we often differentiate between “fun” and the “meat” of our lessons. We think that if we incorporate a game or free play, then we're making time for fun. But with Simply Loved, Bible discoveries are as fun as game time, and prayers are as fun as videos!

## Keep It Simple

Kids benefit from messages that are short, sweet, and relevant to their everyday lives. That's why Simply Loved Bible lessons center around one short, simple, memorable Bible Point. Repetition cements learning, so repeating Bible truths helps kids remember them when they need it the most.

## Build Friendships

Friendship matters to elementary kids. So Simply Loved builds friendships by allowing time for kids to talk and get to know each other. Plus, Simply Loved encourages you to break up into smaller groups called Connect Crews. That way each child is seen and known, and when a question is asked, everyone has a chance to talk and share.

## Be Authentic

In order to build real friendships with kids, you need to let them see leaders as real people. That's why, when asking a question, Simply Loved encourages Leaders and Crew Guides to share from their own lives first and model the answer. When *you* go first, you're honestly telling kids about your own struggles and experiences—and even hard-to-reach kids will follow your lead.

## Connect to Emotion

God has wired us with emotions, and the Bible is filled with stories of real people who experienced fear, sadness, joy, doubt, fatigue, and confusion. That's why Simply Loved identifies and evokes key emotions each week. Connecting to emotion cements learning and helps elementary kids know that Jesus understands their feelings and is with them, no matter what.

## Point Out Kids' Purpose

Kids don't need to wait until they're grown up to fulfill God's purpose for their lives; they can do it right now! That's why Simply Loved intentionally incorporates time each week for Leaders to affirm and encourage kids as they grow closer to Jesus.

# Supply Closet Inventory

## Elementary—Quarter 10

Have these items handy for some hands-on fun this quarter!

### Program Essentials

- Bibles
- Music Video* DVD\*
- Buddy Video* DVD\*
- Bible Story posters\*
- Bible Memory Buddy posters\*
- Bible Memory Buddy stickers\*
- Take-It-Home Flyers\*
- media player

### Art Supplies

- bulletin-board paper
- child-safe scissors
- construction paper
- crepe paper streamers
- glue sticks
- markers
- paper
- paper clips
- pencils and pens
- permanent markers
- pompoms
- tissue paper
- yarn

### Toys & Goodies

- balloon pumps
- balloons
- foam balls
- inflatable balls or swim tubes
- Legos
- parachute or large bedsheet
- play dough
- playground ball
- pool noodles
- prizes, such as candy, stickers, or glow sticks, and 1 special prize for 1 child

### Odds & Ends

- clear cups of water
- drinking straws
- flashlight
- graph paper
- index cards
- magnet
- "Maze" handouts (page 136)
- metal surface
- plastic forks, spoons, knives, cups, napkins and plates
- painter's tape
- resealable plastic bags
- rubber bands
- timer or smartphone
- tray
- music (upbeat and slow/sad)



\* in your **Simply Loved Kit**



# Take-It-Home Flyer Tips


Follow these steps to get Take-It Home Flyers off the ground effectively so they'll cruise on a direct flight home.

1. Follow your Simply Loved Leader Guide. The end of each elementary lesson is strategically written to incorporate these flyers.
2. Read the first page to your whole group of kids first. This is meant to be a quiet prayer time that intentionally connects kids to their friend Jesus.
3. Next, ask the "Talk Starter" question aloud, and give time for kids to discuss and pray in Connect Crews.
4. THEN, *and only then*, distribute Take-It-Home Flyers to kids. If you choose to forgo this strategic order, prepare to have papers whizzing by your head before you're ready for them.
5. Be sure to point out the challenge on the top of the folding instructions page. That'll *really* motivate kids to make sure this page gets home.
6. Be sure to give each helper a copy, too—not to fold for themselves, but so kids can reference the instructions once folding begins.

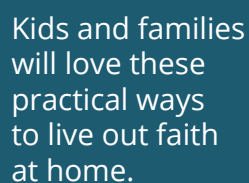
## Prepare for takeoff!

Help your ministry to families really take off with these specially crafted Take-It-Home Flyers. After reading each Jesus-centered flyer and talking with their Connect Crews, kids will follow the directions and fold these flyers into 3-D masterpieces!

Once home, they'll transport meaningful opportunities for Jesus-centered family fun.



Cool questions help family members tell stories about their own friendship with Jesus!



Kids and families will love these practical ways to live out faith at home.



After kids make Bible discoveries at church, families can explore more about each lesson's Bible content at home.

# The Last Supper

## Road to Resurrection

Luke 22:7-20

Bible Point

**Remember...Jesus shows us God's love.**

### Purpose

Think about a special meal you've eaten with family and friends. Maybe it was a celebration dinner! Or perhaps you recall a holiday meal you didn't realize would be the last one with someone you loved.

Jesus' friends didn't realize it was their last meal with him, either. Jesus tried to tell them, but they just didn't understand. Looking back, however, it must have been a special memory for them—one they'd never forget. As Jesus' friends today, we still remember the Last Supper. In fact, you'll spend time remembering Jesus with the kids you lead today.

You know, kids need reminders of Jesus, too. And one reminder is you! Thank you for being the hands and feet of Jesus in children's lives.



### Prayer

Dear Jesus, I pause to remember all you've done for me. Your love and your sacrifice mean the world to me. May I remind kids of your love for them today. In your name, amen.


### Prep

Opening Options	Sing & Play	Bible Discovery & Friendship Finale	Apply-It Options
<ul style="list-style-type: none"> <li><input type="checkbox"/> Option Cards*</li> <li><input type="checkbox"/> <i>Tissue Paper Tearing:</i> tissue paper, construction paper, glue sticks, child-safe scissors, markers</li> <li><input type="checkbox"/> <i>Playground Potato:</i> playground ball</li> </ul>	<ul style="list-style-type: none"> <li><input type="checkbox"/> countdown video*</li> <li><input type="checkbox"/> <i>Music Video DVD*</i></li> <li><input type="checkbox"/> <i>Buddy Video DVD*</i></li> <li><input type="checkbox"/> Skyler Bible Memory Buddy poster*</li> <li><input type="checkbox"/> media player</li> <li><input type="checkbox"/> Bible (bookmark Romans 5:8)</li> </ul>	<ul style="list-style-type: none"> <li><input type="checkbox"/> "The Last Supper" Bible Story poster*</li> <li><input type="checkbox"/> Skyler Bible Memory Buddy stickers* (1 per child)</li> <li><input type="checkbox"/> Take-It-Home Flyers* (Unit 1, Week 1) (1 per child)</li> <li><input type="checkbox"/> Bible (bookmark Luke 22:8, 10-14, 19-20)</li> <li><input type="checkbox"/> paper</li> <li><input type="checkbox"/> pencils</li> <li><input type="checkbox"/> tray</li> <li><input type="checkbox"/> classroom items</li> <li><input type="checkbox"/> bulletin-board paper</li> <li><input type="checkbox"/> markers</li> </ul>	<ul style="list-style-type: none"> <li><input type="checkbox"/> <i>Explore More:</i> Bibles, yarn, child-safe scissors</li> <li><input type="checkbox"/> <i>Game:</i> no supplies</li> </ul>

\* in your **Simply Loved Kit** 

# Opening Options

Set up one—or both—of these intro activities to start your time together. Each activity connects kids to the Bible Point and to each other. Cut apart these Option Cards, and place one by each activity you choose. Crew Guides will follow the directions and build friendships with kids as they make discoveries together!



## Tissue Paper Tearing

**Supplies:** tissue paper, construction paper, glue sticks, child-safe scissors, markers

Take a piece of paper or tissue paper and tear out the shape of a heart. Then try again! But this time, first draw a heart and then cut it out.

- ? **How did drawing a pattern help you make a heart?**
- ? **Tell about a time you followed a pattern or directions to make something.**

Drawing with a marker showed you how to make a better heart. Today we'll see **Jesus shows us God's love**. Jesus' life gives us a pattern to follow!

## Playground Potato

**Supplies:** playground ball

Play a game of Hot Potato. Instead of playing with music, choose someone to close his or her eyes. As the ball is passed from person to person, he or she will randomly shout "Potato!" The person holding the ball when the friend shouts is out of the game and becomes the next person to shout "Potato!"

- ? **What's your favorite food?**

In our story, Jesus didn't pass around potatoes; he passed around bread. It was his last meal before he died on a cross. Jesus gave up his life because **Jesus shows us God's love**.

# Opening

Now's a great time for Opening Options. Choose one—or both—to introduce today's Bible discoveries.



countdown video (1 minute)

Help kids transition, clean up the activities, and sit with Connect Crews. A Connect Crew is a small group of kids with one Crew Guide.

# Sing & Play

Welcome, friends! Today we'll explore how **Jesus shows us God's love**. Let's sing about how monumental that love is!



"Monumental Love" music video

## Bible Point

God's love is so big...so vast...so monumental! And **Jesus shows us God's love**. That's our Bible Point today. So every time you hear the words "**Jesus shows us God's love**," put your hands together like you're praying (demonstrate) and say, "Thanks, Jesus!" Let's try that together.

- Say, "Jesus shows us God's love."
- Put your hands together like you're praying as you say, "Thanks, Jesus!"
- Repeat several times.

Jesus is God's only Son. Jesus gave up everything—even his life—so we could be God's friends. Let's thank Jesus as we sing this song.



"You Gave" (John 14:19b) music video

Repetition cements learning, so be sure to say today's Bible Point A LOT. Have fun with it! Kids will love listening for it and responding with "Thanks, Jesus!"



Thanks, Jesus!

## Supplies

- Bible
- media player
- *Music Video* DVD
  - "Monumental Love" music video
  - "You Gave" (John 14:19b) music video
  - "He Comforts Us" music video
- *Buddy Video* DVD
  - Skyler Bible Memory Buddy video (Week 1)
- Skyler Bible Memory Buddy poster





## Bible Memory Buddy & Verse

**Skyler is our Bible Memory Buddy.** Show the Bible Memory Buddy poster. **Skyler is a bowerbird. I wonder how bowerbirds get their name.**

**Let's find out with a This-or-That Challenge! You'll hear two fun facts about bowerbirds. It's up to you to decide which is true—this fact or that!**

- ❓ **Are bowerbirds named after the shelters they build or the boughs of trees they sit on?**
- Have everyone make a roof over their heads with their arms to vote for *this* (shelters they build) or make their arms like tree branches to vote for *that* (boughs of trees).
- Make a drumroll sound by patting your thighs or the floor.
- Dramatically give the answer: **Bowerbirds are named after the shelters they build. The shelters are called bowers! Let's find out more from Skyler.**
- Watch the Bible Memory Buddy video.



**Skyler Bible Memory Buddy video (Week 1)**



Show the Bible. **The Bible is God's true story of love. It's one big book that's filled with a bunch of little books. Our Bible Memory Verse is from the book of Romans, chapter 5, verse 8. Let's say the verse together. I'll say a line, and then you repeat it after me.**



**"But God showed his great love for us** (*hug yourself*)  
**by sending Christ to die for us** (*extend arms to make a cross*)  
**while we were still sinners."** (*turn face to the left; push hands to the right*)  
(Romans 5:8)

**Jesus shows us God's love.** (*Thanks, Jesus!*) **No matter what is going on in our lives or in the world around us, we can trust that God's love will never go away. That's a comforting thought! Let's sing about God's comfort.**



**"He Comforts Us" music video**



# Bible Discovery

## Circle Up & Connect

Let's circle up and spend a little time simply getting to know each other in smaller groups called **Connect Crews**.

- Arrange kids into Connect Crews with one helper—or Crew Guide—per group.
- Invite kids to sit in knee-to-knee circles with their Connect Crews.
- Have kids give their Crew Guides high-ones (high-fives with just one finger).
- Have kids take turns saying their names and answering this question. Crew Guides go first.
- **?** Tell about the last meal you ate. What did you eat?
- Crew Guides give thumbs-up when everyone has shared.

## The Heart of the Matter

In today's Bible story, we'll hear about a meal Jesus ate with his friends. It was the last meal they ate together before Jesus died on a cross and came back to life again. It was a meal to remember!

Speaking of remembering, let's play a quick memory game.

- Have Crew Guides distribute paper and a pencil to each child.
- While they do, quickly gather at least 10 supplies from your room and place them on a tray. Ideas include markers and crayons of different colors, a Bible, supplies from Opening Options, a child's shoe (with permission!), and other random items.
- Then walk around the room with the tray for about 30 seconds so kids can get a good look at all the objects.
- Place the tray out of sight.
- Count down from 60 as kids list all the things they remember seeing on the tray.
- Show the tray again, reviewing each item while kids check their answers.

### Supplies

- Bible
- "The Last Supper" Bible Story poster
- paper
- pencils
- tray
- classroom items
- bulletin-board paper
- markers

We call helpers Crew Guides. If you lead a small class, you can be the Crew Guide. Simply circle up with the kids. If you have helpers, form smaller groups so each child can be known—and so kids can befriend your helpers, too!



# Keep your Sundays simple—and your kids delighted—with Simply Loved.

This Elementary Leader Guide provides a step-by-step, simple-to-follow plan for Simply Loved Quarter 10 lessons. Featuring memorable, hands-on, friendship-focused activities, each lesson easily adapts to your unique Sunday school format while guiding kids on a foundational, Jesus-centered journey through God’s story of love.

## This quarter’s Bible discoveries:

Unit/Week	Unit Theme	Lesson Theme
Unit 1/Week 1	<b>Road to Resurrection</b>	<b>The Last Supper</b> (Luke 22:7-20) Remember...Jesus shows us God’s love.
Unit 1/Week 2		<b>Pilate Lets Barabbas Go Free</b> (Mark 15:1-15) Jesus shows us God’s love...when we don’t deserve it.
Unit 1/Week 3		<b>Jesus Dies on a Cross</b> (Mark 15:16-41) Jesus shows us God’s love...in the biggest way possible.
Unit 1/Week 4		<b>Jesus Walks and Talks on the Road to Emmaus</b> (Luke 24:13-34) All along...Jesus shows us God’s love.
Unit/Week	Unit Theme	Lesson Theme
Unit 2/Week 1	<b>The Comforter Has Come!</b>	<b>Jesus Promises Power From the Holy Spirit</b> (Acts 1:1-11) The Holy Spirit helps us...tell about Jesus.
Unit 2/Week 2		<b>The Holy Spirit Gives Peter Words to Say</b> (Acts 2:14-41) The Holy Spirit helps us...understand God’s plan.
Unit 2/Week 3		<b>Christians in Samaria Receive the Holy Spirit</b> (Acts 8:4-25) The Holy Spirit helps us...have God’s power.
Unit 2/Week 4		<b>Paul Writes About the Fruit of the Spirit</b> (Galatians 5:16-26) The Holy Spirit helps us...live God’s way.
Unit/Week	Unit Theme	Lesson Theme
Unit 3/Week 1	<b>David on the Run</b>	<b>David Plays the Harp for Saul</b> (1 Samuel 16:14-23) God is for us...and gives opportunities to shine!
Unit 3/Week 2		<b>Saul Is Jealous of David</b> (1 Samuel 18:5-16) God is for us...and helps us be for others, too.
Unit 3/Week 3		<b>David Doesn’t Hurt Saul...Twice</b> (1 Samuel 24; 26) God is for us...and helps us be patient.
Unit 3/Week 4		<b>David Is Kind to Mephibosheth</b> (2 Samuel 9) God is for us...and will work things out.

 Join the Simply Loved Facebook community and learn from children’s ministry leaders just like you! [facebook.com/groups/simplylovedteacherslounge](https://facebook.com/groups/simplylovedteacherslounge)



Copyright © Group Publishing, Inc.  
1515 Cascade Ave., Loveland, CO 80538  
group.com/SimplyLoved 800.447.1070

ISBN 978-1-4707-6918-5



9 781470 769185 >

Printed in the U.S.A.



**THIS IS A SAMPLE**  
**The number of pages is limited.**

Purchase the item for the complete version.

