

LEADER GUIDE

ELEMENTARY • QUARTER 11



ELEMENTARY

QUARTER 11

LEADER GUIDE



Loveland, Colorado
group.com/SimplyLoved





Group resources really work!

This Group resource incorporates our R.E.A.L. approach to ministry. It reinforces a growing friendship with Jesus, encourages long-term learning, and results in life transformation, because it's:

Relational

Person-to-person interaction enhances spiritual growth and builds Christian friendships.

Experiential

What we experience through action and discussion sticks with us up to 9 times longer than what we simply hear or read.

Applicable

The aim of ministry is to equip people to be both hearers and doers of God's Word.

Lifelong

Experiences transform the heart, moving faith beyond the walls of church and into everyday life for years to come.



Leader Guide Elementary—Quarter 11

Copyright © 2023 Group Publishing, Inc./0000 0001 0362 4853

Visit our website: group.com/SimplyLoved



All rights reserved. No part of this book may be reproduced in any manner whatsoever without prior written permission from the publisher, except where noted in the text and in the case of brief quotations embodied in critical articles and reviews. For information, visit group.com/permissions.

This creative team is simply honored to create Simply Loved for you:

Laura Baldwin-Stout, Jody Brolsma, Lyndsay Gerwing, Charity Kauffman, Steve Kyle, Micaiah Lee, Peggy Naylor, Joani Schultz, Rodney Stewart, Jeff Storm, Ali Thompson, and Kate Warnock.

Unless otherwise indicated, all Scripture quotations are taken from the *Holy Bible*, New Living Translation, copyright © 1996, 2004, 2015 by Tyndale House Foundation. Used by permission of Tyndale House Publishers, a Division of Tyndale House Ministries, Carol Stream, Illinois 60188. All rights reserved.

ISBN 978-1-4707-6978-9

Printed in the United States of America.

10 9 8 7 6 5 4 3 2 1 28 27 26 25 24 23

Contents

| | |
|--|-----|
| Welcome to Simply Loved! | 4 |
| How It Works | 5 |
| Our Strategic Approach | 7 |
| Helping Elementary Kids Become Rooted in Faith | 8 |
| Supply Closet Inventory | 9 |
| Take-It-Home Flyer Tips | 10 |
| | |
| Unit 1: Mission Possible! | |
| Lesson 1: Peter Preaches About Jesus | 11 |
| Lesson 2: Seven Leaders Serve the Church | 21 |
| Lesson 3: Paul and Barnabas Travel and Tell About Jesus | 31 |
| Lesson 4: Paul and Silas Go to Thessalonica and Berea | 43 |
| | |
| Unit 2: Elisha Helps God's People | |
| Lesson 5: Elisha Helps a Widow | 53 |
| Lesson 6: Elisha Helps Other Prophets | 63 |
| Lesson 7: Elisha Helps a Boy and His Mom | 73 |
| Lesson 8: Elisha Helps the King | 83 |
| | |
| Unit 3: United as God's Family | |
| Lesson 9: Jesus Says Goodbye to His Friends | 95 |
| Lesson 10: Paul Tells the Christians in Corinth About Love | 105 |
| Lesson 11: The Church in Colossae Learns to Love | 115 |
| Lesson 12: John Writes About God's Love | 127 |



Welcome to Simply Loved!

Welcome to Simply Loved Sunday school—where you and your team simply experience God's love and share it with kids.

“Dear friends, since God loved us that much, we surely ought to love each other. No one has ever seen God. But if we love each other, God lives in us, and his love is brought to full expression in us.”

(1 John 4:11-12)

With Simply Loved, you, your helpers (we call them Crew Guides), and your kids explore a foundational, Jesus-centered journey through God's story of Love. We believe that faith isn't a subject to be mastered; it's a relationship to grow! So every single component of Simply Loved sets the stage for you to more intentionally grow friendship with Jesus and each other. Keep reading to find out what that'll look like in *your* classroom.

Join our Simply Loved Facebook community to learn from children's ministry leaders just like you!

 [facebook.com/groups/simplylovedteacherslounge](https://www.facebook.com/groups/simplylovedteacherslounge)



How It Works

Simple Volunteer Roles

You'll need the following volunteers:

Leader: (That's you!) The one person in each teaching space who has looked over the lesson and will direct all activities. The glance-able, structured lessons in this guide allow leaders to spend more time interacting with kids and less time glued to scripts.

Crew Guide: A helper who simply shows up and participates with kids. Crew Guides don't need to be Bible experts—simply people who love Jesus and kids!



A Simple, Flexible Lesson!


Simple Prep for Leaders

Prepare your heart and pray for the kids before each lesson. Plus, check off supplies as you gather them!



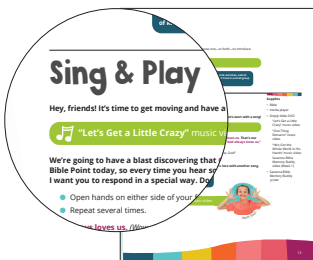
Opening Options

Choose from two opening activities—both introduce the day's Bible Point. Each unit creatively uses the same supplies all four weeks. That means you'll need to gather Opening Options supplies only once a month! If you'd like, set up these Opening Options as activity stations in your room. Simply cut apart the cards you'll find in each lesson and place one at each station to guide activity and conversation. Or, do one or both activities with all kids together. You choose!




Sing & Play


Gather kids to sing and discover the Bible Point. Plus, a Bible Memory Buddy connects the Bible verse to kids' everyday lives.



Bible Discovery


We've given you lots of options, but don't skip this part! It's the "meat" of the lesson where kids experience God's greatest gift in an interactive, hands-on way. There's no time to be bored as kids and Connect Crews follow the Leader through a memorable Bible experience. You'll read directly from the Bible throughout the Bible Discovery, so be sure to mark your place ahead of time and choose a kid-friendly translation to read from.





Apply-It Options

Consider your time frame, and take your pick: a game or an activity that lets kids practice Bible skills! Each option applies the Bible Point to everyday kid life.



Friendship Finale

Wrap up your lesson with a gospel-centered Jesus connection, and equip kids to continue faith conversations at home! Plus, affirm kids by name as you give each child a Bible Memory Buddy sticker at the end of each lesson.

A Simple, Flexible Format!

Age-Graded Classrooms

It's simple! You'll need one prepared leader and at least one helper (we call helpers Crew Guides) for each teaching space. We recommend having a media player handy in each space for music and each week's Bible Memory Buddy video.

Age-Graded Classrooms With a Multi-Age Opening

It's simple! Lead the Sing & Play section with all ages together. Set up a media player in your gathering area so that when you're all together, you can sing along with music videos, introduce the Bible Point, and meet the Bible Memory Buddy! Then, disperse to age-graded classrooms for Bible Discovery, Apply-It Options, and the Friendship Finale. You'll need one prepared leader and at least one helper (we call helpers Crew Guides) for each teaching space.

One (big or small) Room With Multi-Age Kids

It's simple! You'll need one prepared leader plus at least one helper (we call helpers Crew Guides). Ideally, you'll have one Crew Guide for every five to eight kids, but it can work with your church's volunteer-to-children ratios. We recommend having a media player handy for music and each week's Bible Memory Buddy video.



Our Strategic Approach

There are “whys” behind every lesson component, and we want to share them with you! Here are the guiding principles behind the creation of Simply Loved Sunday school curriculum.

| You may have heard... | But we've found... | That's why... |
|---|--|--|
| “It's hard to recruit volunteers.” | When volunteers need less prep time, have fun, and feel like they're making a difference, they'll make serving a priority. | Simply Loved volunteer roles are important, but easy! |
| “Kids need to be entertained.” | Kids need to be noticed and loved. | Simply Loved lessons are designed to help you listen to kids and get to know them. |
| “You need a lot of supplies.” | You need only a few supplies used in creative ways. | Simply Loved incorporates minimal supplies each unit but uses them in innovative ways to introduce and apply the day's lesson. |
| “We need helpers—any warm body will do.” | Helpers don't just assist. Even though they don't need to prep, they serve an important relational purpose and make a big difference in kids' lives. | Simply Loved helpers have a name and an elevated role: they're “Crew Guides”! They participate along with the kids, play a meaningful role in lessons, and make a difference by building friendships with kids. |
| “Kids are rarely able to remember Scripture.” | Creating a visual and emotional connection to Scripture dramatically helps kids remember and understand why the Bible matters in their everyday lives. | Simply Loved incorporates kid-friendly videos featuring Bible Memory Buddies (animals God created) to help them understand Bible truths and trigger Scripture memory. And Bible Memory Buddies help discoveries stick! (wink, wink) |
| “Teachers are Bible experts.” | Teachers are channels of friendship who help children understand and experience Jesus' love. | Simply Loved uses human relationships to communicate God's love in a tangible way. Built-in conversation starters help teachers share their personal stories and their own friendship with Jesus. |
| “Covering a lot of information is intimidating.” | Reaching children is simple when you focus on one Bible Point. | Simply Loved repeats key Bible Points in different ways so truths sink deep. And it combines the repetition of a Bible Point with an auditory and physical response that will stick with kids long after your lesson ends. |
| “Success requires getting through the whole lesson.” | You'll clearly communicate the key Bible Point no matter how far you get. | With Simply Loved, a palette of Bible-Point-supporting options gives you the freedom to choose what works for your kids and your time frame. So no matter how much of the lesson you complete, the Truth from God's Word shines through. |
| “Kids'll get bored if you repeat something they've heard before.” | Kids appreciate routine and repetition when it's done in a fun way. | Simply Loved's scope and sequence intentionally repeats the Bible verse and Point for four weeks. This strategically cements Bible learning no matter how often kids attend. |

Helping Elementary Kids Become Rooted in Faith

As their Leader, you get to show elementary-age children what loving Jesus looks like! And Simply Loved will help. Simply Loved incorporates the following Age-Level Teaching Tips to create a rich environment where elementary kids grow a lasting friendship with Jesus.

Go Deeper

As kids get older, we may be tempted to throw more Bible stories and Bible information at them. But elementary kids don't need more things to learn; they need to dig deeper into the truths they've been introduced to. That's why Simply Loved explores one Bible Point for four weeks and why open-ended questions meet kids right where they are—no matter their grade or prior knowledge of the Bible.

Make It Fun

You know, we often differentiate between “fun” and the “meat” of our lessons. We think that if we incorporate a game or free play, then we're making time for fun. But with Simply Loved, Bible discoveries are as fun as game time, and prayers are as fun as videos!

Keep It Simple

Kids benefit from messages that are short, sweet, and relevant to their everyday lives. That's why Simply Loved Bible lessons center around one short, simple, memorable Bible Point. Repetition cements learning, so repeating Bible truths helps kids remember them when they need it the most.

Build Friendships

Friendship matters to elementary kids. So Simply Loved builds friendships by allowing time for kids to talk and get to know each other. Plus, Simply Loved encourages you to break up into smaller groups called Connect Crews. That way each child is seen and known, and when a question is asked, everyone has a chance to talk and share.

Be Authentic

In order to build real friendships with kids, you need to let them see leaders as real people. That's why, when asking a question, Simply Loved encourages Leaders and Crew Guides to share from their own lives first and model the answer. When *you* go first, you're honestly telling kids about your own struggles and experiences—and even hard-to-reach kids will follow your lead.

Connect to Emotion

God has wired us with emotions, and the Bible is filled with stories of real people who experienced fear, sadness, joy, doubt, fatigue, and confusion. That's why Simply Loved identifies and evokes key emotions each week. Connecting to emotion cements learning and helps elementary kids know that Jesus understands their feelings and is with them, no matter what.

Point Out Kids' Purpose

Kids don't need to wait until they're grown up to fulfill God's purpose for their lives; they can do it right now! That's why Simply Loved intentionally incorporates time each week for Leaders to affirm and encourage kids as they grow closer to Jesus.

Supply Closet Inventory

Elementary—Quarter 11

Have these items handy for some hands-on fun this quarter!

Program Essentials

- Bibles
- Music Video* DVD*
- Buddy Video* DVD*
- Bible Story posters*
- Bible Memory Buddy posters*
- Bible Memory Buddy stickers*
- Take-It-Home Flyers*
- media player

Art Supplies

- chenille wires
- child-safe scissors
- construction paper
- crepe paper streamers
- markers
- paper
- paper clips
- pencils and pens
- pony beads (including orange, yellow, and blue)
- tape
- tissue paper
- washable markers
- yarn

Toys & Goodies

- balloons
- dice
- inflatable ball
- ping-pong balls
- playground balls (or similar balls)
- pool noodles
- prepackaged snacks in a box or container

Odds & Ends

- aluminum foil
- bowls
- chairs or other "obstacles"
- hand cleanser
- index cards
- paper lunch bags
- paper plates
- paper towels
- plastic tablecloth
- shaving cream
- small paper cups
- sports jersey or "fan gear" T-shirt
- timer or smartphone
- tissues
- water
- whiteboard and dry-erase markers



* in your **Simply Loved Kit**



Take-It-Home Flyer Tips


Follow these steps to get Take-It Home Flyers off the ground effectively so they'll cruise on a direct flight home.

1. Follow your Simply Loved Leader Guide. The end of each elementary lesson is strategically written to incorporate these flyers.
2. Read the first page to your whole group of kids first. This is meant to be a quiet prayer time that intentionally connects kids to their friend Jesus.
3. Next, ask the "Talk Starter" question aloud, and give time for kids to discuss and pray in Connect Crews.
4. THEN, *and only then*, distribute Take-It-Home Flyers to kids. If you choose to forgo this strategic order, prepare to have papers whizzing by your head before you're ready for them.
5. Be sure to point out the challenge on the top of the folding instructions page. That'll *really* motivate kids to make sure this page gets home.
6. Be sure to give each helper a copy, too—not to fold for themselves, but so kids can reference the instructions once folding begins.

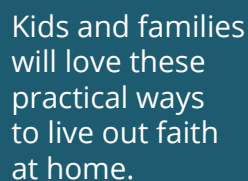
Prepare for takeoff!

Help your ministry to families really take off with these specially crafted Take-It-Home Flyers. After reading each Jesus-centered flyer and talking with their Connect Crews, kids will follow the directions and fold these flyers into 3-D masterpieces!

Once home, they'll transport meaningful opportunities for Jesus-centered family fun.



Cool questions help family members tell stories about their own friendship with Jesus!



Kids and families will love these practical ways to live out faith at home.



After kids make Bible discoveries at church, families can explore more about each lesson's Bible content at home.

Peter Preaches About Jesus

Bible Point

Be bold! Jesus gives us special work to do.

Purpose

What made you want to serve in children’s ministry? Was it your love for kids, your hope to pass on your faith, or your desire to give back? Whatever the reason, it probably wasn’t the free Goldfish crackers.

You serve because Jesus gave you special work to do. And that was true for Jesus’ disciples, too! They preached with boldness because that was the work God had for them.

So be bold! You’re about to enter into a special mission Jesus planned just for you. You’re ready to change kids’ lives and help them grow a lifelong friendship with Jesus.



Prayer

Dear Jesus, thank you that you’ve given me special work to do. Help me boldly and lovingly help kids know and love you more. In your name, amen.


Prep

| Opening Options | Sing & Play | Bible Discovery & Friendship Finale | Apply-It Options |
|---|--|---|---|
| <ul style="list-style-type: none"> <input type="checkbox"/> Option Cards* <input type="checkbox"/> <i>Ping-Pong Propulsion</i>: ping-pong balls, paper plates <input type="checkbox"/> <i>Yarn Maze</i>: yarn, child-safe scissors | <ul style="list-style-type: none"> <input type="checkbox"/> countdown video* <input type="checkbox"/> <i>Music Video</i> DVD* <input type="checkbox"/> <i>Buddy Video</i> DVD* <input type="checkbox"/> Duke Bible Memory Buddy poster* <input type="checkbox"/> media player <input type="checkbox"/> Bible (bookmark Ephesians 2:10) | <ul style="list-style-type: none"> <input type="checkbox"/> “Peter Preaches About Jesus” Bible Story poster* <input type="checkbox"/> Duke Bible Memory Buddy stickers* (1 per child) <input type="checkbox"/> Take-It-Home Flyers* (Unit 1, Week 1) (1 per child) <input type="checkbox"/> Bible (bookmark Acts 4:1-2, 5-7, 10-12, 19-20, 29-31) | <ul style="list-style-type: none"> <input type="checkbox"/> <i>Explore More</i>: Bibles <input type="checkbox"/> <i>Game</i>: no supplies |

* in your **Simply Loved Kit**

Opening Options

Set up one—or both—of these intro activities to start your time together. Each activity connects kids to the Bible Point and to each other. Cut apart these Option Cards, and place one by each activity you choose. Crew Guides will follow the directions and build friendships with kids as they make discoveries together!



Ping-Pong Propulsion

Supplies: ping-pong balls, paper plates

Here's a special job to do: Put a ping-pong ball on a plate and set the plate on the floor. Now step on the edge of the plate to launch the ball! Can you catch it?

? What's a job you do around the house?

Your job of launching a ping-pong ball didn't really have much of a purpose. But **Jesus gives us special work to do.** And that work has an important purpose! We'll hear more about it in our Bible story today.

Yarn Maze

Supplies: yarn, child-safe scissors

Here's your mission: While friends hold the yarn like the lines of a laser maze, climb over it and under it to get through the path without touching the yarn.

? Tell about a mystery show or spy movie you like.

Today we'll hear about an awesome mission Jesus gave his friends—including you and me! We can be bold and brave in our mission, knowing that **Jesus gives us special work to do.**

Opening

Now's a great time for Opening Options. Choose one—or both—to introduce today's Bible discoveries.



countdown video (1 minute)

Help kids transition, clean up the activities, and sit with Connect Crews. A Connect Crew is a small group of kids with one Crew Guide.

Sing & Play

Welcome, everybody! Let's power up and get started with a song. Please stand if you're able and sing with me!



"I Sing the Mighty Power of God" music video

Bible Point

Today we'll discover that **Jesus gives us special work to do. That's our Bible Point.** So every time you hear the words **"Jesus gives us special work to do,"** point forward with both hands (demonstrate) and say, **"Let's go!"** Let's try that together.

- Say, "Jesus gives us special work to do."
- Point forward with both hands as you say, "Let's go!"
- Repeat several times.

Repetition cements learning, so be sure to say today's Bible Point A LOT. Have fun with it! Kids will love listening for it and responding with "Let's go!"

What's this special work? I'm glad you asked! We get to represent Jesus and show God's love in the world around us.

Our job descriptions include:

- **Notice good things about people and tell them how special they are!** Have everyone turn to a partner and give a compliment.
- **We also show God's love to help people whenever we can.** Have everyone give their partner a high-five and say, "God loves you!"
- **And we tell about our friendship with Jesus whenever we get the chance. We let people know what a difference his friendship makes in our lives. Like this!** Briefly share what friendship with Jesus means to you.



Let's go!

Supplies

- Bible
- media player
- *Music Video* DVD
 - “I Sing the Mighty Power of God” music video
 - “All That I Am” music video
 - “Take My Life and Let It Be” music video
- *Buddy Video* DVD
 - Duke Bible Memory Buddy video (Week 1)
- Duke Bible Memory Buddy poster

That's just some of the special work Jesus gives us to do. And it's pretty fun! With all that we are, we can boldly work for Jesus because **Jesus gives us special work to do.** *(Let's go!)* Let's sing about that.



"All That I Am" music video

Bible Memory Buddy & Verse

Duke is our Bible Memory Buddy. Show the Bible Memory Buddy poster. Duke is a horse—an animal you're probably familiar with. But do you know how horses sleep? Let's find out with a This-or-That Challenge! You'll hear two fun facts about horses. It's up to you to decide which is true—this fact or that!

? Do horses sleep lying down or standing up?

- Have everyone lie down to vote for *this* (lying down) or stand to vote for *that* (standing up).
- Make a drumroll sound by patting your thighs or the floor.
- Dramatically give the answer: **You're all right! Horses can sleep standing up, but they do sleep better lying down. Let's find out more from Duke.**
- Watch the Bible Memory Buddy video.



Duke Bible Memory Buddy video (Week 1)

Wow! God made horses in a really cool way. And the Bible says God made *us* to be his masterpiece.



Show the Bible. **The Bible is God's true story of love. It's one big book that's filled with a bunch of little books. Our Bible Memory Verse is Ephesians 2:10. Let's say the verse together. I'll say a line, and then you repeat it after me.**

"For we are God's masterpiece. *(stretch out arms in "ta-da" gesture)*
He has created us anew in Christ Jesus, *(stack fists)*
so we can do the good things *(give two thumbs up)*
he planned for us long ago." *(point over shoulders with thumbs)*
(Ephesians 2:10)

Jesus gives us special work to do. *(Let's go!)* He planned that work for us a long time ago! Let's tell Jesus we accept our special mission as we sing this song. Consider it a prayer and a way to tell Jesus you're ready to do his work.



"Take My Life and Let It Be" music video



Bible Discovery

Circle Up & Connect

Let's circle up and spend a little time simply getting to know each other in smaller groups called **Connect Crews**.

- Arrange kids into Connect Crews with one helper—or Crew Guide—per group.
- Invite kids to sit in knee-to-knee circles with their Connect Crews.
- Have kids give their Crew Guides really firm handshakes.
- Have kids take turns saying their names and answering this question. Crew Guides go first.
- ❓ **Tell about someone you know who's really brave or outgoing.**
- Crew Guides give thumbs-up when everyone has shared.

The Heart of the Matter

It sounds like we know some awesome people! Today's Bible story is about a man who was very brave and bold in the way he spoke about Jesus.

Before we dive into the story, let's try something to tell the difference between being bold and being timid.

Think of something you really, *really* believe is true. For example, you may believe that pepperoni pizza is the best or your dog is the cutest dog in the whole world. Pause.

Got something in mind? Okay, find a partner and tell what you believe so strongly. *But* rather than saying it boldly, say it as if you're very shy. Use a quiet voice and say it almost like it's a question, like you're not really sure. Demonstrate by saying your own statement timidly. Then allow time for kids to share.

Let's talk about this in Connect Crews.

- ❓ **How did it feel to say something you're so sure of in such an unsure way?** Invite Crew Guides to share first.
- Give Connect Crews several minutes to discuss.

When we're absolutely sure of what we believe, we're not timid like that. We're bold! So let's say what we believe again boldly. **Like this:** Demonstrate with your own example. Then allow time for kids to boldly proclaim what they believe.

The man in our Bible story, named Peter, wasn't always bold either. At first when people asked him if he was Jesus' friend, he said no. But in fact, he *was* good friends with Jesus! He was just too scared to admit it!

Supplies

- Bible
- "Peter Preaches About Jesus" Bible Story poster

We call helpers **Crew Guides**. If you lead a small class, you can be the Crew Guide. Simply circle up with the kids. If you have helpers, form smaller groups so each child can be known—and so kids can befriend your helpers, too!



Sitting in knee-to-knee circles helps kids practice good listening skills! Everyone can see and hear each other as they share.

Keep your Sundays simple—and your kids delighted—with Simply Loved.

This Elementary Leader Guide provides a step-by-step, simple-to-follow plan for Simply Loved Quarter 11 lessons. Featuring memorable, hands-on, friendship-focused activities, each lesson easily adapts to your unique Sunday school format while guiding kids on a foundational, Jesus-centered journey through God’s story of love.

This quarter’s Bible discoveries:

| Unit/Week | Unit Theme | Lesson Theme |
|---------------|----------------------------------|--|
| Unit 1/Week 1 | Mission Possible! | Peter Preaches About Jesus (Acts 4:1-31) Be bold! Jesus gives us special work to do. |
| Unit 1/Week 2 | | Seven Leaders Serve the Church (Acts 6:1-7) Ready to serve? Jesus gives us special work to do. |
| Unit 1/Week 3 | | Paul and Barnabas Travel and Tell About Jesus (Acts 11:22-26; 13:1-3; 14:8-28) Wherever we go...Jesus gives us special work to do. |
| Unit 1/Week 4 | | Paul and Silas Go to Thessalonica and Berea (Acts 17:1-15) Even when it’s hard...Jesus gives us special work to do. |
| Unit/Week | Unit Theme | Lesson Theme |
| Unit 2/Week 1 | Elisha Helps God’s People | Elisha Helps a Widow (2 Kings 4:1-7) God is kind...so let’s rely on him. |
| Unit 2/Week 2 | | Elisha Helps Other Prophets (2 Kings 4:38-44; 6:1-7) God is kind...so we watch for his surprises. |
| Unit 2/Week 3 | | Elisha Helps a Boy and His Mom (2 Kings 4:8-37; 8:1-6) God is kind...so let’s care for others. |
| Unit 2/Week 4 | | Elisha Helps the King (2 Kings 6:8-23) God is kind...so let’s believe he’ll help us. |
| Unit/Week | Unit Theme | Lesson Theme |
| Unit 3/Week 1 | United as God’s Family | Jesus Says Goodbye to His Friends (John 13:31–14:21) God’s love brings us together...even when we’re apart. |
| Unit 3/Week 2 | | Paul Tells the Christians in Corinth About Love (1 Corinthians 13) God’s love brings us together...and shows us what’s most important. |
| Unit 3/Week 3 | | The Church in Colossae Learns to Love (Colossians 3:1-17) God’s love brings us together...and changes us. |
| Unit 3/Week 4 | | John Writes About God’s Love (1 John 4:7-21) God’s love brings us together...so let’s show the world what God is like. |

 Join the Simply Loved Facebook community and learn from children’s ministry leaders just like you! facebook.com/groups/simplylovedteacherslounge



Copyright © Group Publishing, Inc.
1515 Cascade Ave., Loveland, CO 80538
group.com/SimplyLoved 800.447.1070



Printed in the U.S.A.



THIS IS A SAMPLE
The number of pages is limited.

Purchase the item for the complete version.

