

LEADER GUIDE
ELEMENTARY • QUARTER 12



ELEMENTARY

QUARTER 12

LEADER GUIDE



Loveland, Colorado
group.com/SimplyLoved





Group resources really work!

This Group resource incorporates our R.E.A.L. approach to ministry. It reinforces a growing friendship with Jesus, encourages long-term learning, and results in life transformation, because it's:

Relational

Person-to-person interaction enhances spiritual growth and builds Christian friendships.

Experiential

What we experience through action and discussion sticks with us up to 9 times longer than what we simply hear or read.

Applicable

The aim of ministry is to equip people to be both hearers and doers of God's Word.

Lifelong

Experiences transform the heart, moving faith beyond the walls of church and into everyday life for years to come.



Leader Guide Elementary—Quarter 12

Copyright © 2023 Group Publishing, Inc./0000 0001 0362 4853

Visit our website: group.com/SimplyLoved



All rights reserved. No part of this book may be reproduced in any manner whatsoever without prior written permission from the publisher, except where noted in the text and in the case of brief quotations embodied in critical articles and reviews. For information, visit group.com/permissions.

This creative team is simply honored to create Simply Loved for you:

Laura Baldwin-Stout, Jody Brolsma, Lyndsay Gerwing, Charity Kauffman, Steve Kyle, Micaiah Lee, Peggy Naylor, Joani Schultz, Rodney Stewart, Jeff Storm, Ali Thompson, and Kate Warnock.

Unless otherwise indicated, all Scripture quotations are taken from the *Holy Bible*, New Living Translation, copyright © 1996, 2004, 2015 by Tyndale House Foundation. Used by permission of Tyndale House Publishers, a Division of Tyndale House Ministries, Carol Stream, Illinois 60188. All rights reserved.

ISBN 978-1-4707-7034-1

Printed in the United States of America.

10 9 8 7 6 5 4 3 2 1 28 27 26 25 24 23

Contents

Welcome to Simply Loved!	4
How It Works	5
Our Strategic Approach	7
Helping Elementary Kids Become Rooted in Faith	8
Supply Closet Inventory	9
Take-It-Home Flyer Tips	10
Unit 1: Dear God...	
Lesson 1: David's Prayer of Trust	11
Lesson 2: David Asks God to Forgive Him	21
Lesson 3: Hezekiah's Prayer for Help	31
Lesson 4: Habakkuk Talks With God	43
Unit 2: Letters From Leaders	
Lesson 5: God Helps Church Leaders Make Decisions	53
Lesson 6: Faith in Jesus Brings Joy!	65
Lesson 7: Paul Encourages the Philippians	75
Lesson 8: James Writes About Joy	87
Unit 3: Hope Now and Later	
Lesson 9: God Promises to Be Faithful to His People	97
Lesson 10: David Celebrates God's Love and Faithfulness	109
Lesson 11: God's People Lament and Find Hope in God's Faithfulness ...	119
Lesson 12: Jesus Will Faithfully Return	129



Welcome to Simply Loved!

Welcome to Simply Loved Sunday school—where you and your team simply experience God's love and share it with kids.

“Dear friends, since God loved us that much, we surely ought to love each other. No one has ever seen God. But if we love each other, God lives in us, and his love is brought to full expression in us.”

(1 John 4:11-12)

With Simply Loved, you, your helpers (we call them Crew Guides), and your kids explore a foundational, Jesus-centered journey through God's story of Love. We believe that faith isn't a subject to be mastered; it's a relationship to grow! So every single component of Simply Loved sets the stage for you to more intentionally grow friendship with Jesus and each other. Keep reading to find out what that'll look like in *your* classroom.

Join our Simply Loved Facebook community to learn from children's ministry leaders just like you!

 facebook.com/groups/simplylovedteacherslounge



How It Works

Simple Volunteer Roles

You'll need the following volunteers:

Leader: (That's you!) The one person in each teaching space who has looked over the lesson and will direct all activities. The glance-able, structured lessons in this guide allow leaders to spend more time interacting with kids and less time glued to scripts.

Crew Guide: A helper who simply shows up and participates with kids. Crew Guides don't need to be Bible experts—simply people who love Jesus and kids!



A Simple, Flexible Lesson!


Simple Prep for Leaders

Prepare your heart and pray for the kids before each lesson. Plus, check off supplies as you gather them!



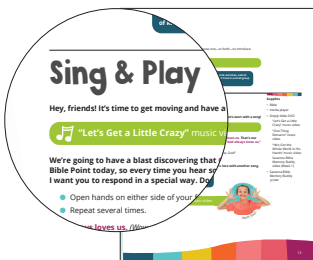
Opening Options

Choose from two opening activities—both introduce the day's Bible Point. Each unit creatively uses the same supplies all four weeks. That means you'll need to gather Opening Options supplies only once a month! If you'd like, set up these Opening Options as activity stations in your room. Simply cut apart the cards you'll find in each lesson and place one at each station to guide activity and conversation. Or, do one or both activities with all kids together. You choose!




Sing & Play

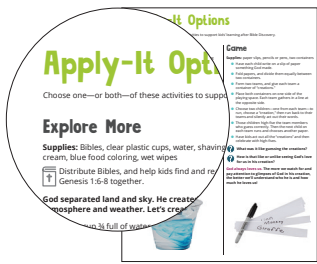
Gather kids to sing and discover the Bible Point. Plus, a Bible Memory Buddy connects the Bible verse to kids' everyday lives.



Bible Discovery


We've given you lots of options, but don't skip this part! It's the "meat" of the lesson where kids experience God's greatest gift in an interactive, hands-on way. There's no time to be bored as kids and Connect Crews follow the Leader through a memorable Bible experience. You'll read directly from the Bible throughout the Bible Discovery, so be sure to mark your place ahead of time and choose a kid-friendly translation to read from.





Apply-It Options

Consider your time frame, and take your pick: a game or an activity that lets kids practice Bible skills! Each option applies the Bible Point to everyday kid life.



Friendship Finale

Wrap up your lesson with a gospel-centered Jesus connection, and equip kids to continue faith conversations at home! Plus, affirm kids by name as you give each child a Bible Memory Buddy sticker at the end of each lesson.

A Simple, Flexible Format!

Age-Graded Classrooms

It's simple! You'll need one prepared leader and at least one helper (we call helpers Crew Guides) for each teaching space. We recommend having a media player handy in each space for music and each week's Bible Memory Buddy video.

Age-Graded Classrooms With a Multi-Age Opening

It's simple! Lead the Sing & Play section with all ages together. Set up a media player in your gathering area so that when you're all together, you can sing along with music videos, introduce the Bible Point, and meet the Bible Memory Buddy! Then, disperse to age-graded classrooms for Bible Discovery, Apply-It Options, and the Friendship Finale. You'll need one prepared leader and at least one helper (we call helpers Crew Guides) for each teaching space.

One (big or small) Room With Multi-Age Kids

It's simple! You'll need one prepared leader plus at least one helper (we call helpers Crew Guides). Ideally, you'll have one Crew Guide for every five to eight kids, but it can work with your church's volunteer-to-children ratios. We recommend having a media player handy for music and each week's Bible Memory Buddy video.



Our Strategic Approach

There are “whys” behind every lesson component, and we want to share them with you! Here are the guiding principles behind the creation of Simply Loved Sunday school curriculum.

You may have heard...	But we've found...	That's why...
“It's hard to recruit volunteers.”	When volunteers need less prep time, have fun, and feel like they're making a difference, they'll make serving a priority.	Simply Loved volunteer roles are important, but easy!
“Kids need to be entertained.”	Kids need to be noticed and loved.	Simply Loved lessons are designed to help you listen to kids and get to know them.
“You need a lot of supplies.”	You need only a few supplies used in creative ways.	Simply Loved incorporates minimal supplies each unit but uses them in innovative ways to introduce and apply the day's lesson.
“We need helpers—any warm body will do.”	Helpers don't just assist. Even though they don't need to prep, they serve an important relational purpose and make a big difference in kids' lives.	Simply Loved helpers have a name and an elevated role: they're “Crew Guides”! They participate along with the kids, play a meaningful role in lessons, and make a difference by building friendships with kids.
“Kids are rarely able to remember Scripture.”	Creating a visual and emotional connection to Scripture dramatically helps kids remember and understand why the Bible matters in their everyday lives.	Simply Loved incorporates kid-friendly videos featuring Bible Memory Buddies (animals God created) to help them understand Bible truths and trigger Scripture memory. And Bible Memory Buddies help discoveries stick! (wink, wink)
“Teachers are Bible experts.”	Teachers are channels of friendship who help children understand and experience Jesus' love.	Simply Loved uses human relationships to communicate God's love in a tangible way. Built-in conversation starters help teachers share their personal stories and their own friendship with Jesus.
“Covering a lot of information is intimidating.”	Reaching children is simple when you focus on one Bible Point.	Simply Loved repeats key Bible Points in different ways so truths sink deep. And it combines the repetition of a Bible Point with an auditory and physical response that will stick with kids long after your lesson ends.
“Success requires getting through the whole lesson.”	You'll clearly communicate the key Bible Point no matter how far you get.	With Simply Loved, a palette of Bible-Point-supporting options gives you the freedom to choose what works for your kids and your time frame. So no matter how much of the lesson you complete, the Truth from God's Word shines through.
“Kids'll get bored if you repeat something they've heard before.”	Kids appreciate routine and repetition when it's done in a fun way.	Simply Loved's scope and sequence intentionally repeats the Bible verse and Point for four weeks. This strategically cements Bible learning no matter how often kids attend.

Helping Elementary Kids Become Rooted in Faith

As their Leader, you get to show elementary-age children what loving Jesus looks like! And Simply Loved will help. Simply Loved incorporates the following Age-Level Teaching Tips to create a rich environment where elementary kids grow a lasting friendship with Jesus.

Go Deeper

As kids get older, we may be tempted to throw more Bible stories and Bible information at them. But elementary kids don't need more things to learn; they need to dig deeper into the truths they've been introduced to. That's why Simply Loved explores one Bible Point for four weeks and why open-ended questions meet kids right where they are—no matter their grade or prior knowledge of the Bible.

Make It Fun

You know, we often differentiate between “fun” and the “meat” of our lessons. We think that if we incorporate a game or free play, then we're making time for fun. But with Simply Loved, Bible discoveries are as fun as game time, and prayers are as fun as videos!

Keep It Simple

Kids benefit from messages that are short, sweet, and relevant to their everyday lives. That's why Simply Loved Bible lessons center around one short, simple, memorable Bible Point. Repetition cements learning, so repeating Bible truths helps kids remember them when they need it the most.

Build Friendships

Friendship matters to elementary kids. So Simply Loved builds friendships by allowing time for kids to talk and get to know each other. Plus, Simply Loved encourages you to break up into smaller groups called Connect Crews. That way each child is seen and known, and when a question is asked, everyone has a chance to talk and share.

Be Authentic

In order to build real friendships with kids, you need to let them see leaders as real people. That's why, when asking a question, Simply Loved encourages Leaders and Crew Guides to share from their own lives first and model the answer. When *you* go first, you're honestly telling kids about your own struggles and experiences—and even hard-to-reach kids will follow your lead.

Connect to Emotion

God has wired us with emotions, and the Bible is filled with stories of real people who experienced fear, sadness, joy, doubt, fatigue, and confusion. That's why Simply Loved identifies and evokes key emotions each week. Connecting to emotion cements learning and helps elementary kids know that Jesus understands their feelings and is with them, no matter what.

Point Out Kids' Purpose

Kids don't need to wait until they're grown up to fulfill God's purpose for their lives; they can do it right now! That's why Simply Loved intentionally incorporates time each week for Leaders to affirm and encourage kids as they grow closer to Jesus.

Supply Closet Inventory

Elementary—Quarter 12

Have these items handy for some hands-on fun this quarter!

Program Essentials

- Bibles
- Music Video* DVD*
- Buddy Video* DVD*
- Bible Story posters*
- Bible Memory Buddy posters*
- Bible Memory Buddy stickers*
- Take-It-Home Flyers*
- media player

Art Supplies

- bulletin-board paper
- child-safe scissors
- colored pencils
- crayons
- crepe paper streamers
- foam shapes
- lined paper
- markers
- paper
- paper hearts
- pencils with erasers
- pens
- permanent markers
- pompoms
- scissors
- sticky notes
- washable markers
- yarn skeins or balls

Toys & Goodies

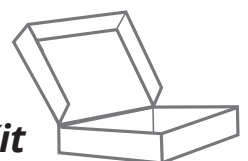
- Legos
- ping-pong balls
- play dough

Odds & Ends

- buckets
- cardboard blocks or boxes
- chairs
- disposable cups (16-ounce)
- drinking straws
- hand cleanser
- painter's tape
- paper plates
- picture Bibles
- plastic bowls
- plastic tablecloths or large bedsheets
- small disposable paper cups
- wet wipes
- whiteboard, dry-erase markers, and eraser



* in your **Simply Loved Kit**



Take-It-Home Flyer Tips


Follow these steps to get Take-It Home Flyers off the ground effectively so they'll cruise on a direct flight home.

1. Follow your Simply Loved Leader Guide. The end of each elementary lesson is strategically written to incorporate these flyers.
2. Read the first page to your whole group of kids first. This is meant to be a quiet prayer time that intentionally connects kids to their friend Jesus.
3. Next, ask the "Talk Starter" question aloud, and give time for kids to discuss and pray in Connect Crews.
4. THEN, *and only then*, distribute Take-It-Home Flyers to kids. If you choose to forgo this strategic order, prepare to have papers whizzing by your head before you're ready for them.
5. Be sure to point out the challenge on the top of the folding instructions page. That'll *really* motivate kids to make sure this page gets home.
6. Be sure to give each helper a copy, too—not to fold for themselves, but so kids can reference the instructions once folding begins.

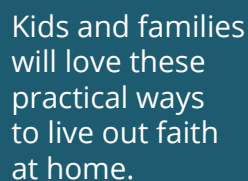
Prepare for takeoff!

Help your ministry to families really take off with these specially crafted Take-It-Home Flyers. After reading each Jesus-centered flyer and talking with their Connect Crews, kids will follow the directions and fold these flyers into 3-D masterpieces!

Once home, they'll transport meaningful opportunities for Jesus-centered family fun.



Cool questions help family members tell stories about their own friendship with Jesus!



Kids and families will love these practical ways to live out faith at home.



After kids make Bible discoveries at church, families can explore more about each lesson's Bible content at home.

David's Prayer of Trust

Bible Point

God hears our prayers...and guides us.

Purpose

Life's a journey, isn't it? Some seasons of life are full of contentment and rest. Other times worry lurks around every corner. Then the next thing we know, we're counting our blessings again.

David understood this journey. And as a shepherd, he likened his friendship with God to the way a shepherd guides his sheep. Through the green pastures, the dark valleys, and the abundant feasts...the shepherd guides.

Elementary kids are still developing the language and self-awareness to understand their emotions through the different stages of life's journey. Help them see that no matter what's going on, God hears their prayers and is ready to guide them.



Prayer

Dear God, please be my Shepherd. Be my guide. Show me how to best lead your children, your little lambs. In Jesus' name, amen.

Prep

Opening Options	Sing & Play	Bible Discovery & Friendship Finale	Apply-It Options
<ul style="list-style-type: none"> <input type="checkbox"/> Option Cards* <input type="checkbox"/> <i>Paper Prayer Journal</i>: lined paper, pencils <input type="checkbox"/> <i>Marco Cup-o</i>: 16-ounce disposable cups 	<ul style="list-style-type: none"> <input type="checkbox"/> countdown video* <input type="checkbox"/> <i>Music Video DVD</i>* <input type="checkbox"/> <i>Buddy Video DVD</i>* <input type="checkbox"/> Ruby Bible Memory Buddy poster* <input type="checkbox"/> media player <input type="checkbox"/> Bible (bookmark Psalm 6:9) 	<ul style="list-style-type: none"> <input type="checkbox"/> "David's Prayer of Trust" Bible Story poster* <input type="checkbox"/> Ruby Bible Memory Buddy stickers* (1 per child) <input type="checkbox"/> Take-It-Home Flyers* (Unit 1, Week 1) (1 per child) <input type="checkbox"/> Bible (bookmark Psalm 23:1-6) <input type="checkbox"/> lined paper <input type="checkbox"/> pencils (1 per Crew) <input type="checkbox"/> painter's tape (1 roll per Crew) <input type="checkbox"/> pens (1 per Crew) <input type="checkbox"/> Legos 	<ul style="list-style-type: none"> <input type="checkbox"/> <i>Explore More</i>: Bibles <input type="checkbox"/> <i>Game</i>: pompoms, drinking straws

* in your **Simply Loved Kit** 

Opening Options

Set up one—or both—of these intro activities to start your time together. Each activity connects kids to the Bible Point and to each other. Cut apart these Option Cards, and place one by each activity you choose. Crew Guides will follow the directions and build friendships with kids as they make discoveries together!



Paper Prayer Journal

Supplies: lined paper, pencils

Start a prayer journal! Prayer is talking with God, so write or draw things you might talk about with a friend.

? What are some things you often talk with God about?

Sometimes we pray when we don't know what to do or where to go. **God hears our prayers...and guides us.**

Marco Cup-o

Supplies: 16-ounce disposable cups

Play a version of Marco Polo with cups. Choose someone to be "Marco." Everyone else scatters around the playing area. With eyes closed, Marco will tap a cup, and then everyone else must do the same. Marco listens for the cup taps to hear and find other players.

? Was it easy or difficult to hear and find friends? Tell why.

? When is it hard for you to listen well?

God will guide us like the cup noises guided you! It's never hard for God to hear us! God hears our prayers.

Opening

Now's a great time for Opening Options. Choose one—or both—to introduce today's Bible discoveries.



countdown video (1 minute)

Help kids transition, clean up the activities, and sit with Connect Crews. A Connect Crew is a small group of kids with one Crew Guide.

Sing & Play

Woo-hoo! I'm so excited to be with you all today. Let's get started with a song! Stand if you're able, and let's praise God together.



"All Creatures of Our God and King" music video

Bible Point

Here's one reason we can praise God: **God hears our prayers.** That's our Bible Point today. So every time you hear the words "**God hears our prayers,**" fold your hands together like you're praying (demonstrate) and say, "Amen!" Let's try that together.

- Say, "God hears our prayers."
- Fold your hands together as you say, "Amen!"
- Repeat several times.

Repetition cements learning, so be sure to say today's Bible Point A LOT. Have fun with it! Kids will love listening for it and responding with "Amen!"

We usually say "Amen" at the end of a prayer. It's a way of saying "That's true!" or "Let it be so." No matter what we want to happen or how we feel, we can talk with God about it. God is listening! Let's sing about that.



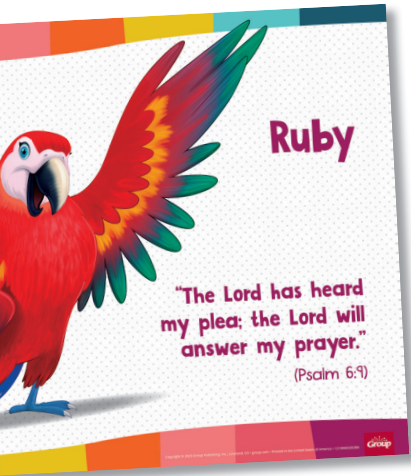
"God Is Listening" music video



Amen!

Supplies

- Bible
- media player
- *Music Video* DVD
 - "All Creatures of Our God and King" music video
 - "God Is Listening" music video
 - "I Will Trust You" music video
- *Buddy Video* DVD
 - Ruby Bible Memory Buddy video (Week 1)
- Ruby Bible Memory Buddy poster



Bible Memory Buddy & Verse

Ruby is our Bible Memory Buddy. Show the Bible Memory Buddy poster. **Ruby is a beautiful macaw. How much do you know about macaws? Let's find out with a This-or-That Challenge! You'll hear two fun facts about macaws. It's up to you to decide which is true—this fact or that!**

- ❓ **Do macaws live in flocks with other macaws or all alone?**
 - Have everyone wave both hands to vote for *this* (in flocks) or hold up one pointer finger to vote for *that* (alone).
 - Make a drumroll sound by patting your thighs or the floor.
 - Dramatically give the answer: **Macaws are not solitary. They live in flocks of 10 to 30 feathered friends. Let's find out more from Ruby.**
 - Watch the Bible Memory Buddy video.



Ruby Bible Memory Buddy video (Week 1)



Show the Bible. **The Bible is God's true story of love. It's one big book that's filled with a bunch of little books. Our Bible Memory Verse is Psalm 6:9. Let's say the verse together. I'll say a line, and then you repeat it after me.**

"The Lord has heard my plea; (*cup hands around ears*)
the Lord will answer my prayer." (*extend arms up and look up*)
(Psalm 6:9)

The word *plea* means when we ask for something with all our hearts, almost like saying **"Pleeese!"** Invite everyone to say "Pleeese!" together.

God hears our prayers. (*Amen!*) We can trust God to guide us and to answer our prayers in the best way. Let's promise to trust God.



"I Will Trust You" music video

Bible Discovery

Circle Up & Connect

Let's circle up and spend a little time simply getting to know each other in smaller groups called **Connect Crews**.

- Arrange kids into Connect Crews with one helper—or Crew Guide—per group.
- Invite kids to sit in knee-to-knee circles with their Connect Crews.
- Have kids give their Crew Guides three high-fives.
- Have kids take turns saying their names and answering this question. Crew Guides go first.
- ❓ **What's your favorite subject in school? Tell why.**
- Crew Guides gives thumbs-up when everyone has shared.

The Heart of the Matter

I hope some of you said spelling—because we're about to have a spelling test! Distribute paper and pencils.

The challenging word I would like you to spell is *pseudonym*. Allow a moment for kids to try to spell the word.

- ❓ **How confident are you that you spelled the word correctly?** Have kids give a thumbs-up, thumbs-down, or thumbs-sideways to show their answer.

Hmm, it seems like some of you might need a little help and guidance. Let's see if I can help. Ready? Pseudonym: P-S-E-U-D-O-N-Y-M. Repeat as needed.

By the way, that word means a made-up name. So if you wrote a book and didn't want anyone to know *you* wrote it, you would use a pseudonym for the author's name.

That was a hard word to spell. You needed guidance! Sometimes we need guidance in life, too. When we do, **God hears our prayers. (Amen!) Let's talk about this in Connect Crews.**

- ❓ **Tell about a time you didn't know what to do.** Invite Crew Guides to share first.
- Give Connect Crews several minutes to discuss.

Experience the Bible Story

Today you'll journey around the room together. Before kids arrive, make a "Right Paths" area by placing several straight lines of tape along one wall. Then make a "Darkest Valley" area by spreading out Legos along another wall, with just enough space to step between them. Last, designate a "Blessings" area and put lined paper and pencils for each Crew there.

Supplies

- Bible
- "David's Prayer of Trust" Bible Story poster
- lined paper
- pencils (1 per Crew)
- painter's tape (1 roll per Crew)
- pens (1 per Crew)
- Legos

We call helpers Crew Guides. If you lead a small class, you can be the Crew Guide. Simply circle up with the kids. If you have helpers, form smaller groups so each child can be known—and so kids can befriend your helpers, too!



Keep your Sundays simple—and your kids delighted—with Simply Loved.

This Elementary Leader Guide provides a step-by-step, simple-to-follow plan for Simply Loved Quarter 12 lessons. Featuring memorable, hands-on, friendship-focused activities, each lesson easily adapts to your unique Sunday school format while guiding kids on a foundational, Jesus-centered journey through God’s story of love.

This quarter’s Bible discoveries:

Unit/Week	Unit Theme	Lesson Theme
Unit 1/Week 1	Dear God...	David’s Prayer of Trust (Psalm 23) God hears our prayers...and guides us.
Unit 1/Week 2		David Asks God to Forgive Him (Psalm 51) God hears our prayers...when we mess up.
Unit 1/Week 3		Hezekiah’s Prayer for Help (2 Kings 18:5-8, 13-19; 19:9-20, 32-36) God hears our prayers...in times of trouble.
Unit 1/Week 4		Habakkuk Talks With God (Habakkuk 1–3) God hears our prayers...and welcomes our questions.
Unit/Week	Unit Theme	Lesson Theme
Unit 2/Week 1	Letters From Leaders	God Helps Church Leaders Make Decisions (Acts 15:1-35; Galatians 3:24-29) God gives us joy...when we solve problems together.
Unit 2/Week 2		Faith in Jesus Brings Joy! (Romans 5:1-5) God gives us joy...when we don’t give up.
Unit 2/Week 3		Paul Encourages the Philippians (Acts 16:11-15; Philippians 1:1-9; 4:4-9) God gives us joy...always!
Unit 2/Week 4		James Writes About Joy (James 1:1-18) God gives us joy...when we don’t know what to do.
Unit/Week	Unit Theme	Lesson Theme
Unit 3/Week 1	Hope Now and Later	God Promises to Be Faithful to His People (Exodus 33:12-34:10) God is faithful...so we trust him.
Unit 3/Week 2		David Celebrates God’s Love and Faithfulness (Psalm 103) God is faithful...so we celebrate him.
Unit 3/Week 3		God’s People Lament and Find Hope in God’s Faithfulness (Lamentations 3:20-26) God is faithful...when we’re sad.
Unit 3/Week 4		Jesus Will Faithfully Return (Revelation 1:4-8; 22:16-21) From beginning to end...God is faithful.

 Join the Simply Loved Facebook community and learn from children’s ministry leaders just like you! facebook.com/groups/simplylovedteacherslounge



Copyright © Group Publishing, Inc.
1515 Cascade Ave., Loveland, CO 80538
group.com/SimplyLoved 800.447.1070





THIS IS A SAMPLE
The number of pages is limited.

Purchase the item for the complete version.

