

# LEADER GUIDE

ELEMENTARY • QUARTER 3



**ELEMENTARY**

**QUARTER 3**

# LEADER GUIDE



Loveland, Colorado  
[group.com/SimplyLoved](http://group.com/SimplyLoved)

**Group**  
Real. Bold. Love.

## Group resources really work!

This Group resource incorporates our R.E.A.L. approach to ministry. It reinforces a growing friendship with Jesus, encourages long-term learning, and results in life transformation, because it's



### **Relational**

Learner-to-learner interaction enhances learning and builds Christian friendships.

### **Experiential**

What learners experience through discussion and action sticks with them up to 9 times longer than what they simply hear or read.

### **Applicable**

The aim of Christian education is to equip learners to be both hearers and doers of God's Word.

### **Learner-based**

Learners understand and retain more when the learning process takes into consideration how they learn best.



### **Leader Guide Elementary—Quarter 3**

Copyright © 2021 Group Publishing, Inc./0000 0001 0362 4853

Visit our website: [group.com/SimplyLoved](https://group.com/SimplyLoved)



All rights reserved. No part of this book may be reproduced in any manner whatsoever without prior written permission from the publisher, except where noted in the text and in the case of brief quotations embodied in critical articles and reviews. For information, visit [group.com/permissions](https://group.com/permissions).

This creative team is simply honored to create Simply Loved for you:

Laura Baldwin-Stout, Adam Bohlmeier, Jody Brolsma, Lyndsay Gerwing, Jessica Goldsmith, Becky Helzer, Jennifer Hooks, Charity Kauffman, Mikal Keefer, Jan Kershner, Steve Kyle, Peggy Naylor, Joani Schultz, Rodney Stewart, and Jeff Storm.

Unless otherwise indicated, all Scripture quotations are taken from the *Holy Bible*, New Living Translation, copyright © 1996, 2004, 2015 by Tyndale House Foundation. Used by permission of Tyndale House Publishers, a Division of Tyndale House Ministries, Carol Stream, Illinois 60188. All rights reserved.

ISBN 978-1-4707-6389-3

Printed in the United States of America.

10 9 8 7 6 5 4 3 2 1 26 25 24 23 22 21

# Contents

<b>Welcome to Simply Loved!</b> .....	4
How It Works .....	5
Our Strategic Approach.....	7
Helping Elementary Kids Become Rooted in Faith.....	8
Supply Closet Inventory.....	9
Take-It-Home Flyer Tips.....	10

## **Unit 1: Israel's Wanderings and Wonderings**


Lesson 1: God Sends Manna and Quail From Heaven .....	11
Lesson 2: God Gives the Ten Commandments .....	21
Lesson 3: God's People Worship a Golden Calf.....	31
Lesson 4: God Tells His People How to Build the Tabernacle....	41

## **Unit 2: The Promised Land**

Lesson 5: Caleb Trusts God Will Help .....	51
Lesson 6: Rahab Helps the Israelite Spies.....	61
Lesson 7: The Israelites Cross the Jordan River.....	71
Lesson 8: Joshua Leads God's People.....	81

## **Unit 3: Jesus Shows He's God's Promised Son**

Lesson 9: John the Baptist Tells About Jesus .....	91
Lesson 10: Jesus Is Baptized .....	103
Lesson 11: Men Bring Their Friend to Jesus for Healing .....	113
Lesson 12: Jesus Brings Lazarus Back to Life.....	123



# Welcome to Simply Loved!

Welcome to Simply Loved Sunday school—where you and your team simply experience God's love and share it with kids.

**"Dear friends, since God loved us that much, we surely ought to love each other. No one has ever seen God. But if we love each other, God lives in us, and his love is brought to full expression in us."**

(1 John 4:11-12)

With Simply Loved, you, your helpers (we call them Crew Guides), and your kids explore a foundational, Jesus-centered journey through God's story of Love. We believe that faith isn't a subject to be mastered; it's a relationship to grow! So every single component of Simply Loved sets the stage for you to more intentionally grow friendship with Jesus and each other. Keep reading to find out what that'll look like in *your* classroom.

Join our Simply Loved Facebook community to learn from children's ministry leaders just like you!

 [facebook.com/groups/simplylovedteacherslounge](https://facebook.com/groups/simplylovedteacherslounge)



# How It Works

## Simple Volunteer Roles

You'll need the following volunteers:


**Leader:** (That's you!) The one person in each teaching space who has looked over the lesson and will direct all activities. The glance-able, structured lessons in this guide allow leaders to spend more time interacting with kids and less time glued to scripts.

**Crew Guide:** A helper who simply shows up and participates with kids. Crew Guides don't need to be Bible experts—simply people who love Jesus and kids!

## A Simple, Flexible Lesson!


### Simple Prep for Leaders

Prepare your heart and pray for the kids before each lesson. Plus, check off supplies as you gather them!



### Opening Options

Choose from two opening activities—both introduce the day's Bible Point. Each unit creatively uses the same supplies all four weeks. That means you'll need to gather Opening Options supplies only once a month! If you'd like, set up these Opening Options as activity stations in your room. Simply cut apart the cards you'll find in each lesson and place one at each station to guide activity and conversation. Or, do one or both activities with all kids together. You choose!




### Sing & Play

Gather kids to sing and discover the Bible Point. Plus, a Bible Memory Buddy connects the Bible verse to kids' everyday lives.



### Bible Discovery

We've given you lots of options, but don't skip this part! It's the "meat" of the lesson where kids experience God's greatest gift in an interactive, hands-on way. There's no time to be bored as kids and Connect Crews follow the Leader through a memorable Bible experience. You'll read directly from the Bible throughout the Bible Discovery, so be sure to mark your place ahead of time and choose a kid-friendly translation to read from.








## Apply-It Options

Consider your time frame, and take your pick: a game or an activity that lets kids practice Bible skills! Each option applies the Bible Point to everyday kid life.



## Friendship Finale

Wrap up your lesson with a gospel-centered Jesus connection, and equip kids to continue faith conversations at home! Plus, affirm kids by name as you give each child a Bible Memory Buddy sticker at the end of each lesson.

## A Simple, Flexible Format!

### Age-Graded Classrooms

It's simple! You'll need one prepared leader and at least one helper (we call helpers Crew Guides) for each teaching space. We recommend having a media player handy in each space for music and each week's Bible Memory Buddy video.

### Age-Graded Classrooms With a Multi-Age Opening

It's simple! Lead the Sing & Play section with all ages together. Set up a media player in your gathering area so that when you're all together, you can sing along with music videos, introduce the Bible Point, and meet the Bible Memory Buddy! Then, disperse to age-graded classrooms for Bible Discovery, Apply-It Options, and the Friendship Finale. You'll need one prepared leader and at least one helper (we call helpers Crew Guides) for each teaching space.

### One (big or small) Room With Multi-Age Kids

It's simple! You'll need one prepared leader plus at least one helper (we call helpers Crew Guides). Ideally, you'll have one Crew Guide for every five to eight kids, but it can work with your church's volunteer-to-children ratios. We recommend having a media player handy for music and each week's Bible Memory Buddy video.



# Our Strategic Approach

There are “whys” behind every lesson component, and we want to share them with you! Here are the guiding principles behind the creation of Simply Loved Sunday school curriculum.

You may have heard...	But we’ve found...	That’s why...
“It’s hard to recruit volunteers.”	When volunteers need less prep time, have fun, and feel like they’re making a difference, they’ll make serving a priority.	Simply Loved volunteer roles are important, but easy!
“Kids need to be entertained.”	Kids need to be noticed and loved.	Simply Loved lessons are designed to help you listen to kids and get to know them.
“You need a lot of supplies.”	You need only a few supplies used in creative ways.	Simply Loved incorporates minimal supplies each unit but uses them in innovative ways to introduce and apply the day’s lesson.
“We need helpers—any warm body will do.”	Helpers don’t just assist. Even though they don’t need to prep, they serve an important relational purpose and make a big difference in kids’ lives.	Simply Loved helpers have a name and an elevated role: they’re “Crew Guides”! They participate along with the kids, play a meaningful role in lessons, and make a difference by building friendships with kids.
“Kids are rarely able to remember Scripture.”	Creating a visual and emotional connection to Scripture dramatically helps kids remember and understand why the Bible matters in their everyday lives.	Simply Loved incorporates kid-friendly videos featuring Bible Memory Buddies (animals God created) to help them understand Bible truths and trigger Scripture memory. And Bible Memory Buddies help discoveries stick! (wink, wink)
“Teachers are Bible experts.”	Teachers are channels of friendship who help children understand and experience Jesus’ love.	Simply Loved uses human relationships to communicate God’s love in a tangible way. Built-in conversation starters help teachers share their personal stories and their own friendship with Jesus.
“Covering a lot of information is intimidating.”	Reaching children is simple when you focus on one Bible Point.	Simply Loved repeats key Bible Points in different ways so truths sink deep. And it combines the repetition of a Bible Point with an auditory and physical response that will stick with kids long after your lesson ends.
“Success requires getting through the whole lesson.”	You’ll clearly communicate the key Bible Point no matter how far you get.	With Simply Loved, a palette of Bible-Point-supporting options gives you the freedom to choose what works for your kids and your time frame. So no matter how much of the lesson you complete, the Truth from God’s Word shines through.
“Kids’ll get bored if you repeat something they’ve heard before.”	Kids appreciate routine and repetition when it’s done in a fun way.	Simply Loved’s scope and sequence intentionally repeats the Bible verse and Point for four weeks. This strategically cements Bible learning no matter how often kids attend.



# Helping Elementary Kids Become Rooted in Faith

As their Leader, you get to show elementary-age children what loving Jesus looks like! And Simply Loved will help. Simply Loved incorporates the following Age-Level Teaching Tips to create a rich environment where elementary kids grow a lasting friendship with Jesus.

## Go Deeper

As kids get older, we may be tempted to throw more Bible stories and Bible information at them. But elementary kids don't need more things to learn; they need to dig deeper into the truths they've been introduced to. That's why Simply Loved explores one Bible Point for four weeks and why open-ended questions meet kids right where they are—no matter their grade or prior knowledge of the Bible.

## Make It Fun

You know, we often differentiate between “fun” and the “meat” of our lessons. We think that if we incorporate a game or free play, then we're making time for fun. But with Simply Loved, Bible discoveries are as fun as game time, and prayers are as fun as videos!

## Keep It Simple

Kids benefit from messages that are short, sweet, and relevant to their everyday lives. That's why Simply Loved Bible lessons center around one short, simple, memorable Bible Point. Repetition cements learning, so repeating Bible truths helps kids remember them when they need it the most.

## Build Friendships

Friendship matters to elementary kids. So Simply Loved builds friendships by allowing time for kids to talk and get to know each other. Plus, Simply Loved encourages you to break up into smaller groups called Connect Crews. That way each child is seen and known, and when a question is asked, everyone has a chance to talk and share.

## Be Authentic

In order to build real friendships with kids, you need to let them see leaders as real people. That's why, when asking a question, Simply Loved encourages Leaders and Crew Guides to share from their own lives first and model the answer. When *you* go first, you're honestly telling kids about your own struggles and experiences—and even hard-to-reach kids will follow your lead.

## Connect to Emotion

God has wired us with emotions, and the Bible is filled with stories of real people who experienced fear, sadness, joy, doubt, fatigue, and confusion. That's why Simply Loved identifies and evokes key emotions each week. Connecting to emotion cements learning and helps elementary kids know that Jesus understands their feelings and is with them, no matter what.

## Point Out Kids' Purpose

Kids don't need to wait until they're grown up to fulfill God's purpose for their lives; they can do it right now! That's why Simply Loved intentionally incorporates time each week for Leaders to affirm and encourage kids as they grow closer to Jesus.

# Supply Closet Inventory

## Elementary—Quarter 3

Have these items handy for some hands-on fun this quarter!

### Program Essentials

- ☐ Bibles
- ☐ *Music Video* DVD\*
- ☐ *Buddy Video* DVD\*
- ☐ Bible Story posters\*
- ☐ Bible Memory Buddy posters\*
- ☐ Bible Memory Buddy stickers\*
- ☐ Take-It-Home Flyers\*
- ☐ media player

### Art Supplies

- ☐ paper
- ☐ crayons
- ☐ pencils or pens
- ☐ markers
- ☐ permanent markers
- ☐ colored pencils
- ☐ yarn
- ☐ masking tape or painter's tape
- ☐ index cards
- ☐ pony beads
- ☐ chenille wires
- ☐ child-safe scissors
- ☐ small paper cups
- ☐ clear cups and plastic cups
- ☐ plastic spoons

### Toys & Goodies

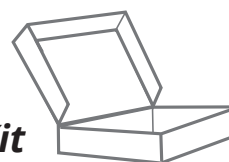
- ☐ toy cars
- ☐ Legos
- ☐ marbles
- ☐ beach ball
- ☐ spray bottles with water
- ☐ red crepe paper rolls
- ☐ dark-colored plastic tablecloths

### Odds & Ends

- ☐ container
- ☐ water
- ☐ quart-size resealable bags
- ☐ whiteboard, dry-erase markers, eraser
- ☐ empty doughnut box or pizza box
- ☐ duct tape
- ☐ aluminum foil squares
- ☐ straws
- ☐ wax paper
- ☐ lamp, flashlight, or smartphones
- ☐ several strands of Christmas lights
- ☐ robe
- ☐ box or paper bag
- ☐ pennies



\* in your **Simply Loved Kit**



# Take-It-Home Flyer Tips


Follow these steps to get Take-It Home Flyers off the ground effectively so they'll cruise on a direct flight home.

1. Follow your Simply Loved Leader Guide. The end of each elementary lesson is strategically written to incorporate these flyers.
2. Read the first page to your whole group of kids first. This is meant to be a quiet prayer time that intentionally connects kids to their friend Jesus.
3. Next, ask the "Talk Starter" question aloud, and give time for kids to discuss and pray in Connect Crews.
4. THEN, *and only then*, distribute Take-It-Home Flyers to kids. If you choose to forgo this strategic order, prepare to have papers whizzing by your head before you're ready for them.
5. Be sure to point out the challenge on the top of the folding instructions page. That'll *really* motivate kids to make sure this page gets home.
6. Be sure to give each helper a copy, too—not to fold for themselves, but so kids can reference the instructions once folding begins.

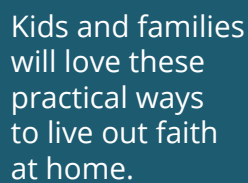
## Prepare for takeoff!

Help your ministry to families really take off with these specially crafted Take-It-Home Flyers. After reading each Jesus-centered flyer and talking with their Connect Crews, kids will follow the directions and fold these flyers into 3-D masterpieces!

Once home, they'll transport meaningful opportunities for Jesus-centered family fun.



Cool questions help family members tell stories about their own friendship with Jesus!



Kids and families will love these practical ways to live out faith at home.



After kids make Bible discoveries at church, families can explore more about each lesson's Bible content at home.

# God Sends Manna and Quail From Heaven

Israel's Wanderings  
and Wonderings  
Exodus 16

Bible Point

**God guides us...and gives us what we need.**

## Purpose

Wouldn't you like to know what manna tasted like? Was it like a breakfast cereal, or more like a lightly sweetened saltine? Curiosity may spark when we consider the reality of consuming food that came with the morning dew. And can you imagine "vast numbers of quail" covering your yard?

God's provision is cool—maybe even comical! God knows what we need, and he guides us and provides for us; but it's not always in ways we expect. Are we looking for those unexpected ways? Or are we grumbling about our own expectations? Even then, God's faithful surprises sustain us.

Kids look to grown-ups to guide and provide for them. Through this lesson, point them to the God who always comes through with what we need. Including, and especially, his unfailing love.

## Prep

Opening Options	Sing & Play	Bible Discovery & Friendship Finale	Apply-It Options
<input type="checkbox"/> Option Cards* <input type="checkbox"/> <i>Spoon Fling</i> : plastic spoons, yarn, child-safe scissors, permanent markers <input type="checkbox"/> <i>Tape Town</i> : painter's tape, toy cars	<input type="checkbox"/> countdown video* <input type="checkbox"/> <i>Music Video</i> DVD* <input type="checkbox"/> <i>Buddy Video</i> DVD* <input type="checkbox"/> Radar Bible Memory Buddy poster* <input type="checkbox"/> media player <input type="checkbox"/> Bible (bookmark Proverbs 3:5-6)	<input type="checkbox"/> "God Sends Manna and Quail From Heaven" Bible Story poster* <input type="checkbox"/> Radar Bible Memory Buddy stickers* (1 per child) <input type="checkbox"/> Take-It-Home Flyers* (Unit 1, Week 1) (1 per child) <input type="checkbox"/> Bible (bookmark Exodus 16:3-5, 19-20, 23) <input type="checkbox"/> index cards <input type="checkbox"/> pens or pencils <input type="checkbox"/> quart-size resealable bags (1 per Crew)	<input type="checkbox"/> <i>Explore More</i> : Bibles, paper, pencils, whiteboard, dry-erase markers <input type="checkbox"/> <i>Game</i> : classroom objects



## Prayer

Dear God, thank you for the food I'll eat today, and thanks for the way you guide and provide for me and the kids I teach. In Jesus' name, amen.


\* in your **Simply Loved Kit**





# Opening Options

Set up one—or both—of these intro activities to start your time together. Each activity connects kids to the Bible Point and to each other. Cut apart these Option Cards, and place one by each activity you choose. Crew Guides will follow the directions and build friendships with kids as they make discoveries together!



## Spoon Fling

**Supplies:** plastic spoons, yarn, child-safe scissors, permanent markers

Write your name on a spoon. Then cut a piece of yarn and tie it into a knot. Place the knot onto a spoon. Then pull the spoon back toward you and let the knot fly! See how far and high you can fling your knot.

**?** Imagine these knots are snacks instead. If you could pick one snack to fly through the sky, what would you choose?

Wouldn't it be cool if snacks fell from the sky? In today's Bible story, God rained down food from heaven. God guided his people so they'd know how to get the food he sent them. He may not fling our favorite food from the sky, but **God guides us**, too!

## Tape Town

**Supplies:** painter's tape, toy cars

Use tape to create roads and a town on the floor. Add restaurants that cars can drive to for food.

**?** What's your favorite restaurant? Tell why.

Roads guide us to restaurants and other places. And **God guides us**. God guided the Israelites in today's Bible story, and God will always be with us and show us the way to go.

# Opening

Now's a great time for Opening Options. Choose one—or both—to introduce today's Bible discoveries.



countdown video (1 minute)

Help kids transition, clean up the activities, and sit with Connect Crews. A Connect Crew is a small group of kids with one Crew Guide.

## Sing & Play

Hello, everyone! It's so good to be with you today. Let's start with a song. Follow along, and let's celebrate God's goodness to us today.



"I'm Trusting You" music video

We can look all around us and see God at work. Have kids spin around, and when you say stop, have them give the first person they see a high-five. **Awesome! God is here with us. He's loving us right now. How cool is that?**

### Bible Point

Today we'll discover that **God guides us**. Every time you hear someone say, "**God guide us,**" point up (demonstrate) and say, "Follow God!" Let's try that together.

- Point up and say, "Follow God!"
- Repeat several times.

Repetition cements learning, so be sure to say today's Bible Point A LOT. Have fun with it! Kids will love listening for it and responding with "Follow God!"

In the Bible, we find that God has different names that tell us different things about him. *Jehovah* is another name for God. And *Jehovah Jireh* means "The Lord will provide." **God guides us**, (*Follow God!*) and he provides! Let's ask God to guide us as we sing another song.



"Guide Me, O Thou Great Jehovah" music video

### Supplies

- Bible
- media player
- *Music Video* DVD
  - "I'm Trusting You" music video
  - "Guide Me, O Thou Great Jehovah" music video
  - "No Matter What I'm Facing" music video
- *Buddy Video* DVD
  - Radar Bible Memory Buddy video (Week 1)
- Radar Bible Memory Buddy poster

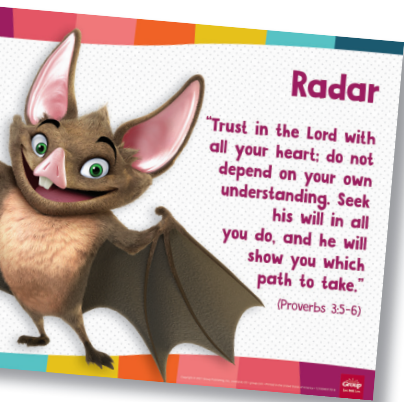


Follow God!



## Bible Memory Buddy & Verse

Radar is our Bible Memory Buddy! Show the Bible Memory Buddy poster. He's a bat! How much do you know about bats? Let's find out with a This-or-That Challenge! You'll hear two fun facts about bats. It's up to you to decide which is true—this fact or that!



### ? Do bats sleep during the daytime or at night?

- On the count of three, have everyone open their eyes wide and shout "Good morning!" to vote for *this* (daytime) or close their eyes and shout "Good night!" to vote for *that* (night).
- Make a drumroll sound by patting your thighs or the floor.
- Dramatically give the answer: **Bats sleep during the daytime! Let's find out more about Radar and his batty friends.**
- Watch the Bible Memory Buddy video.



### Radar Bible Memory Buddy video (Week 1)



Show the Bible. **The Bible is God's true story of love! The Bible is one big book that's filled with a bunch of little books. Our Bible Memory Verse comes from the book of Proverbs. Let's say it together. I'll say a line, and then you repeat it after me.**

**"Trust in the Lord with all your heart; (hold hands over heart)  
do not depend on your own understanding. (point at head)**

**Seek his will in all you do, (point up)**

**and he will show you which path to take." (move both arms forward and out)  
(Proverbs 3:5-6)**

**God guides us. (Follow God!) We have so much to thank God for! He's promised to always be with us, and we can always talk with him and ask for his help. Let's thank our Guide with a song.**



### "No Matter What I'm Facing" music video

# Bible Discovery

## Circle Up & Connect

Let's circle up and spend a little time simply getting to know each other in smaller groups called **Connect Crews**.

- Arrange kids into Connect Crews with one helper—or Crew Guide—per group.
  - Invite everyone to sit in knee-to-knee circles with their Connect Crews.
  - Have kids give their Crew Guides fist bumps with fireworks.
  - Have kids take turns saying their names and answering this question. Crew Guides go first.
- ❓ **Let's say you get to choose your birthday meal. What food would you choose?**

## Experience the Bible Story

It's time for another Bible adventure! And you all will play an important part. Are you ready?

God had chosen a man named Moses to be the Israelites' leader. With God's guidance and help, Moses had led God's people out of Egypt, and then they'd marched off toward the land God had promised them. Lead everyone to another area of your room.

But because God's people had forgotten how to trust him, they needed to learn some lessons along the way. Those lessons took about 40 years, and all during that time, God's people moved from place to place in a great wilderness. Lead everyone to another place in the room.

Nobody's sure exactly how many people were along for the hike, but even feeding all of *us* for a week would take a lot food. Yikes! How do you feed a whole group of people who are camping out in a rocky, barren wilderness?

They can't go to a grocery store. There aren't any drive-thru restaurants.

They can't pick crops because they didn't plant any. What do they do?

That's a great question, and it's exactly what that crowd of people asked. And they wanted an answer!

**Everyone stand up.** Pause. **Raise your right hands.** Pause.

I am officially deputizing you as part of the crowd following Moses out in the wilderness. As deputized members of God's people, your job is to imagine you are an Israelite in the wilderness and and follow me and do what I say and do without talking. Think you can do it?

**If you understand, nod your head yes. No talking!** As you give directions, demonstrate what you're asking kids to do.

## Supplies

- Bible
- "God Sends Manna and Quail From Heaven" Bible Story poster
- index cards (1 per person)
- pens or pencils
- quart-size resealable bags (1 per Crew)

We call helpers Crew Guides. If you lead a small class, you can be the Crew Guide. Simply circle up with the kids. If you have helpers, form smaller groups so each child can be known—and so kids can befriend your helpers, too!

# Keep your Sundays simple—and your kids delighted—with Simply Loved.

This Elementary Leader Guide provides a step-by-step, simple-to-follow plan for Simply Loved Quarter 3 lessons. Featuring memorable, hands-on, friendship-focused activities, each lesson easily adapts to your unique Sunday school format while guiding kids on a foundational, Jesus-centered journey through God's story of love.

## This quarter's Bible discoveries:

Unit/Week	Unit Theme	Lesson Theme
Unit 1/Week 1	<b>Israel's Wanderings and Wonderings</b>	<b>God Sends Manna and Quail From Heaven</b> (Exodus 16) Focus: God guides us...and gives us what we need.
Unit 1/Week 2		<b>God Gives the Ten Commandments</b> (Exodus 20:1-17) Focus: God guides us...because he loves us.
Unit 1/Week 3		<b>God's People Worship a Golden Calf</b> (Exodus 32) Focus: God guides us...even when we go our own way.
Unit 1/Week 4		<b>God Tells His People How to Build the Tabernacle</b> (Exodus 35:10-36:1-38) Focus: God guides us...and gives us work to do.
Unit/Week	Unit Theme	Lesson Theme
Unit 2/Week 1	<b>The Promised Land</b>	<b>Caleb Trusts God Will Help</b> (Numbers 13-14:25) Focus: God helps us be brave...when we go against the crowd.
Unit 2/Week 2		<b>Rahab Helps the Israelite Spies</b> (Joshua 2) Focus: God helps us be brave...and works through us in unexpected ways.
Unit 2/Week 3		<b>The Israelites Cross the Jordan River</b> (Joshua 3-4) Focus: God helps us be brave...so we thank him.
Unit 2/Week 4		<b>Joshua Leads God's People</b> (Joshua 1:1-11; 5:13-6:27) Focus: God helps us be brave...and promises to go with us.
Unit/Week	Unit Theme	Lesson Theme
Unit 3/Week 1	<b>Jesus Shows He's God's Promised Son</b>	<b>John the Baptist Tells About Jesus</b> (John 1:1-28) Focus: Jesus is God's Son...and brings light to everyone.
Unit 3/Week 2		<b>Jesus Is Baptized</b> (Matthew 3:1-17) Focus: Jesus is God's Son...and there's no one like him.
Unit 3/Week 3		<b>Men Bring Their Friend to Jesus for Healing</b> (Luke 5:17-25) Focus: Jesus is God's Son...and he forgives our sin.
Unit 3/Week 4		<b>Jesus Brings Lazarus Back to Life</b> (John 11:1-44) Focus: Jesus is God's Son...and has the power to beat death.

 Join the Simply Loved Facebook community and learn from children's ministry leaders just like you! [facebook.com/groups/simplylovedteacherslounge](https://facebook.com/groups/simplylovedteacherslounge)



Copyright © Group Publishing, Inc.  
1515 Cascade Ave., Loveland, CO 80538  
[group.com/SimplyLoved](http://group.com/SimplyLoved) 800.447.1070

ISBN 978-1-4707-6389-3



9 781470 763893

Printed in the U.S.A.



# **THIS IS A SAMPLE**

## **The number of pages is limited.**

Purchase the item for the complete version.

