

LEADER GUIDE

ELEMENTARY • QUARTER 8



ELEMENTARY

QUARTER 8

LEADER GUIDE



Loveland, Colorado
group.com/SimplyLoved





Group resources really work!

This Group resource incorporates our R.E.A.L. approach to ministry. It reinforces a growing friendship with Jesus, encourages long-term learning, and results in life transformation, because it's:

Relational

Person-to-person interaction enhances spiritual growth and builds Christian friendships.

Experiential

What we experience through action and discussion sticks with us up to 9 times longer than what we simply hear or read.

Applicable

The aim of ministry is to equip people to be both hearers and doers of God's Word.

Lifelong

Experiences transform the heart, moving faith beyond the walls of church and into everyday life for years to come.



Leader Guide Elementary—Quarter 8

Copyright © 2022 Group Publishing, Inc./0000 0001 0362 4853

Visit our website: group.com/SimplyLoved



All rights reserved. No part of this book may be reproduced in any manner whatsoever without prior written permission from the publisher, except where noted in the text and in the case of brief quotations embodied in critical articles and reviews. For information, visit group.com/permissions.

This creative team is simply honored to create Simply Loved for you:

Laura Baldwin-Stout, Jody Brolsma, Lyndsay Gerwing, Charity Kauffman, Steve Kyle, Peggy Naylor, Joani Schultz, Rodney Stewart, Jeff Storm, Ali Thompson, and Kate Warnock.

Unless otherwise indicated, all Scripture quotations are taken from the *Holy Bible*, New Living Translation, copyright © 1996, 2004, 2015 by Tyndale House Foundation. Used by permission of Tyndale House Publishers, a Division of Tyndale House Ministries, Carol Stream, Illinois 60188. All rights reserved.

ISBN 978-1-4707-6744-0

Printed in the United States of America.

10 9 8 7 6 5 4 3 2 1 26 25 24 23 22

Contents

Welcome to Simply Loved!	4
How It Works	5
Our Strategic Approach	7
Helping Elementary Kids Become Rooted in Faith	8
Supply Closet Inventory	9
Take-It-Home Flyer Tips	10
Unit 1: The Church Begins	
Lesson 1: The Holy Spirit Comes	11
Lesson 2: The Community of Believers Shares	23
Lesson 3: Peter and John Heal a Man Who Couldn't Walk	35
Lesson 4: Ananias Helps Saul	45
Unit 2: The Good News Spreads	
Lesson 5: Philip Tells the Ethiopian About Jesus	55
Lesson 6: Peter Visits Cornelius	65
Lesson 7: Lydia Believes in Jesus	77
Lesson 8: Priscilla and Aquila Help Apollos	87
Unit 3: Jesus' Followers Endure Hardship	
Lesson 9: God Frees Peter From Prison	97
Lesson 10: Paul and Silas Sing in Prison	107
Lesson 11: Paul Survives a Shipwreck	117
Lesson 12: Jesus Makes All Things New	127



Welcome to Simply Loved!

Welcome to Simply Loved Sunday school—where you and your team simply experience God’s love and share it with kids.

“Dear friends, since God loved us that much, we surely ought to love each other. No one has ever seen God. But if we love each other, God lives in us, and his love is brought to full expression in us.”

(1 John 4:11-12)

With Simply Loved, you, your helpers (we call them Crew Guides), and your kids explore a foundational, Jesus-centered journey through God’s story of Love. We believe that faith isn’t a subject to be mastered; it’s a relationship to grow! So every single component of Simply Loved sets the stage for you to more intentionally grow friendship with Jesus and each other. Keep reading to find out what that’ll look like in *your* classroom.

Join our Simply Loved Facebook community to learn from children’s ministry leaders just like you!

 [facebook.com/groups/simplylovedteacherslounge](https://www.facebook.com/groups/simplylovedteacherslounge)



How It Works

Simple Volunteer Roles

You'll need the following volunteers:

Leader: (That's you!) The one person in each teaching space who has looked over the lesson and will direct all activities. The glance-able, structured lessons in this guide allow leaders to spend more time interacting with kids and less time glued to scripts.


Crew Guide: A helper who simply shows up and participates with kids. Crew Guides don't need to be Bible experts—simply people who love Jesus and kids!



A Simple, Flexible Lesson!


Simple Prep for Leaders

Prepare your heart and pray for the kids before each lesson. Plus, check off supplies as you gather them!



Opening Options

Choose from two opening activities—both introduce the day's Bible Point. Each unit creatively uses the same supplies all four weeks. That means you'll need to gather Opening Options supplies only once a month! If you'd like, set up these Opening Options as activity stations in your room. Simply cut apart the cards you'll find in each lesson and place one at each station to guide activity and conversation. Or, do one or both activities with all kids together. You choose!




Sing & Play

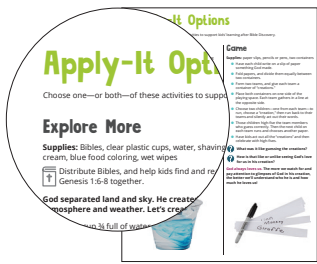
Gather kids to sing and discover the Bible Point. Plus, a Bible Memory Buddy connects the Bible verse to kids' everyday lives.



Bible Discovery


We've given you lots of options, but don't skip this part! It's the "meat" of the lesson where kids experience God's greatest gift in an interactive, hands-on way. There's no time to be bored as kids and Connect Crews follow the Leader through a memorable Bible experience. You'll read directly from the Bible throughout the Bible Discovery, so be sure to mark your place ahead of time and choose a kid-friendly translation to read from.





Apply-It Options

Consider your time frame, and take your pick: a game or an activity that lets kids practice Bible skills! Each option applies the Bible Point to everyday kid life.



Friendship Finale

Wrap up your lesson with a gospel-centered Jesus connection, and equip kids to continue faith conversations at home! Plus, affirm kids by name as you give each child a Bible Memory Buddy sticker at the end of each lesson.

A Simple, Flexible Format!

Age-Graded Classrooms

It's simple! You'll need one prepared leader and at least one helper (we call helpers Crew Guides) for each teaching space. We recommend having a media player handy in each space for music and each week's Bible Memory Buddy video.

Age-Graded Classrooms With a Multi-Age Opening

It's simple! Lead the Sing & Play section with all ages together. Set up a media player in your gathering area so that when you're all together, you can sing along with music videos, introduce the Bible Point, and meet the Bible Memory Buddy! Then, disperse to age-graded classrooms for Bible Discovery, Apply-It Options, and the Friendship Finale. You'll need one prepared leader and at least one helper (we call helpers Crew Guides) for each teaching space.

One (big or small) Room With Multi-Age Kids

It's simple! You'll need one prepared leader plus at least one helper (we call helpers Crew Guides). Ideally, you'll have one Crew Guide for every five to eight kids, but it can work with your church's volunteer-to-children ratios. We recommend having a media player handy for music and each week's Bible Memory Buddy video.



Our Strategic Approach

There are “whys” behind every lesson component, and we want to share them with you! Here are the guiding principles behind the creation of Simply Loved Sunday school curriculum.

You may have heard...	But we've found...	That's why...
“It’s hard to recruit volunteers.”	When volunteers need less prep time, have fun, and feel like they’re making a difference, they’ll make serving a priority.	Simply Loved volunteer roles are important, but easy!
“Kids need to be entertained.”	Kids need to be noticed and loved.	Simply Loved lessons are designed to help you listen to kids and get to know them.
“You need a lot of supplies.”	You need only a few supplies used in creative ways.	Simply Loved incorporates minimal supplies each unit but uses them in innovative ways to introduce and apply the day’s lesson.
“We need helpers—any warm body will do.”	Helpers don’t just assist. Even though they don’t need to prep, they serve an important relational purpose and make a big difference in kids’ lives.	Simply Loved helpers have a name and an elevated role: they’re “Crew Guides”! They participate along with the kids, play a meaningful role in lessons, and make a difference by building friendships with kids.
“Kids are rarely able to remember Scripture.”	Creating a visual and emotional connection to Scripture dramatically helps kids remember and understand why the Bible matters in their everyday lives.	Simply Loved incorporates kid-friendly videos featuring Bible Memory Buddies (animals God created) to help them understand Bible truths and trigger Scripture memory. And Bible Memory Buddies help discoveries stick! (wink, wink)
“Teachers are Bible experts.”	Teachers are channels of friendship who help children understand and experience Jesus’ love.	Simply Loved uses human relationships to communicate God’s love in a tangible way. Built-in conversation starters help teachers share their personal stories and their own friendship with Jesus.
“Covering a lot of information is intimidating.”	Reaching children is simple when you focus on one Bible Point.	Simply Loved repeats key Bible Points in different ways so truths sink deep. And it combines the repetition of a Bible Point with an auditory and physical response that will stick with kids long after your lesson ends.
“Success requires getting through the whole lesson.”	You’ll clearly communicate the key Bible Point no matter how far you get.	With Simply Loved, a palette of Bible-Point-supporting options gives you the freedom to choose what works for your kids and your time frame. So no matter how much of the lesson you complete, the Truth from God’s Word shines through.
“Kids’ll get bored if you repeat something they’ve heard before.”	Kids appreciate routine and repetition when it’s done in a fun way.	Simply Loved’s scope and sequence intentionally repeats the Bible verse and Point for four weeks. This strategically cements Bible learning no matter how often kids attend.

Helping Elementary Kids Become Rooted in Faith

As their Leader, you get to show elementary-age children what loving Jesus looks like! And Simply Loved will help. Simply Loved incorporates the following Age-Level Teaching Tips to create a rich environment where elementary kids grow a lasting friendship with Jesus.

Go Deeper

As kids get older, we may be tempted to throw more Bible stories and Bible information at them. But elementary kids don't need more things to learn; they need to dig deeper into the truths they've been introduced to. That's why Simply Loved explores one Bible Point for four weeks and why open-ended questions meet kids right where they are—no matter their grade or prior knowledge of the Bible.

Make It Fun

You know, we often differentiate between “fun” and the “meat” of our lessons. We think that if we incorporate a game or free play, then we're making time for fun. But with Simply Loved, Bible discoveries are as fun as game time, and prayers are as fun as videos!

Keep It Simple

Kids benefit from messages that are short, sweet, and relevant to their everyday lives. That's why Simply Loved Bible lessons center around one short, simple, memorable Bible Point. Repetition cements learning, so repeating Bible truths helps kids remember them when they need it the most.

Build Friendships

Friendship matters to elementary kids. So Simply Loved builds friendships by allowing time for kids to talk and get to know each other. Plus, Simply Loved encourages you to break up into smaller groups called Connect Crews. That way each child is seen and known, and when a question is asked, everyone has a chance to talk and share.

Be Authentic

In order to build real friendships with kids, you need to let them see leaders as real people. That's why, when asking a question, Simply Loved encourages Leaders and Crew Guides to share from their own lives first and model the answer. When *you* go first, you're honestly telling kids about your own struggles and experiences—and even hard-to-reach kids will follow your lead.

Connect to Emotion

God has wired us with emotions, and the Bible is filled with stories of real people who experienced fear, sadness, joy, doubt, fatigue, and confusion. That's why Simply Loved identifies and evokes key emotions each week. Connecting to emotion cements learning and helps elementary kids know that Jesus understands their feelings and is with them, no matter what.

Point Out Kids' Purpose

Kids don't need to wait until they're grown up to fulfill God's purpose for their lives; they can do it right now! That's why Simply Loved intentionally incorporates time each week for Leaders to affirm and encourage kids as they grow closer to Jesus.

Supply Closet Inventory

Elementary—Quarter 8

Have these items handy for some hands-on fun this quarter!

Program Essentials

- Bibles
- Music Video DVD*
- Buddy Video DVD*
- Bible Story posters*
- Bible Memory Buddy posters*
- Bible Memory Buddy stickers*
- Take-It-Home Flyers*
- media player

Art Supplies

- bulletin board paper
- child-safe scissors
- clear tape
- construction paper, including green and purple
- craft sticks
- crayons, including multicultural crayons
- crepe paper streamers
- hole punches
- markers
- paintbrushes
- pencil
- pens
- poster board
- scissors
- sticky notes
- watercolor paints
- white paper
- yarn

Toys & Goodies

- balloons
- fruit snacks ⚠️ *Allergy alert!*
- inflated beach ball
- Legos
- ping-pong balls
- play money (optional)
- pool noodles
- snacks (optional)

Odds & Ends

- blanket
- chairs
- coffee filters
- coins
- cotton balls
- index cards
- laundry basket
- masking tape
- painter's tape
- paper cups
- paper lunch bag
- paper plates
- smartphone (optional)
- spray bottles with water
- world map
- whiteboard with dry-erase markers



* in your **Simply Loved Kit**



Take-It-Home Flyer Tips


Follow these steps to get Take-It Home Flyers off the ground effectively so they'll cruise on a direct flight home.

1. Follow your Simply Loved Leader Guide. The end of each elementary lesson is strategically written to incorporate these flyers.
2. Read the first page to your whole group of kids first. This is meant to be a quiet prayer time that intentionally connects kids to their friend Jesus.
3. Next, ask the "Talk Starter" question aloud, and give time for kids to discuss and pray in Connect Crews.
4. THEN, *and only then*, distribute Take-It-Home Flyers to kids. If you choose to forgo this strategic order, prepare to have papers whizzing by your head before you're ready for them.
5. Be sure to point out the challenge on the top of the folding instructions page. That'll *really* motivate kids to make sure this page gets home.
6. Be sure to give each helper a copy, too—not to fold for themselves, but so kids can reference the instructions once folding begins.

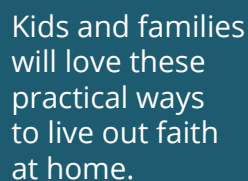
Prepare for takeoff!

Help your ministry to families really take off with these specially crafted Take-It-Home Flyers. After reading each Jesus-centered flyer and talking with their Connect Crews, kids will follow the directions and fold these flyers into 3-D masterpieces!

Once home, they'll transport meaningful opportunities for Jesus-centered family fun.



Cool questions help family members tell stories about their own friendship with Jesus!



Kids and families will love these practical ways to live out faith at home.



After kids make Bible discoveries at church, families can explore more about each lesson's Bible content at home.

The Holy Spirit Comes

Bible Point

Jesus changes everything...and gives us his power through the Holy Spirit.

Purpose

What's the most powerful thing you've ever experienced? Surviving a huge storm? Doing something you didn't think you could do? Or watching the ocean waves crash against the shore?

The Holy Spirit came in a powerful way at Pentecost. And while that power doesn't always feel so monumental today, it comes through in small ways, like inspiring the right word at the right moment.

Kids don't always feel empowered. There are a lot of "you can't do that" and "maybe when you're older" in their lives. Help them see that Jesus changes everything by giving them the Holy Spirit's power—even when they're "just" kids!



Prayer

Dear Jesus, I need the power of the Holy Spirit today. As you gave words to the disciples, may my words help kids understand who you are and what you've done for us. In your powerful name, amen.

Prep

Opening Options	Sing & Play	Bible Discovery & Friendship Finale	Apply-It Options
<ul style="list-style-type: none"> <input type="checkbox"/> Option Cards* <input type="checkbox"/> <i>Paper Flames</i>: construction paper, child-safe scissors, crayons, clear tape <input type="checkbox"/> <i>Noodle Noggins</i>: pool noodles, scissors 	<ul style="list-style-type: none"> <input type="checkbox"/> countdown video* <input type="checkbox"/> <i>Music Video DVD</i>* <input type="checkbox"/> <i>Buddy Video DVD</i>* <input type="checkbox"/> Apollo Bible Memory Buddy poster* <input type="checkbox"/> media player <input type="checkbox"/> Bible (bookmark 2 Corinthians 5:17) 	<ul style="list-style-type: none"> <input type="checkbox"/> "The Holy Spirit Comes" Bible Story poster* <input type="checkbox"/> Apollo Bible Memory Buddy stickers* (1 per child) <input type="checkbox"/> Take-It-Home Flyers* (Unit 1, Week 1) (1 per child) <input type="checkbox"/> Bible (bookmark Acts 2:1-8) <input type="checkbox"/> whiteboard and dry-erase markers <input type="checkbox"/> poster board 	<ul style="list-style-type: none"> <input type="checkbox"/> <i>Explore More</i>: Bibles, balloons <input type="checkbox"/> <i>Game</i>: cotton balls

* in your **Simply Loved Kit**

Opening Options

Set up one—or both—of these intro activities to start your time together. Each activity connects kids to the Bible Point and to each other. Cut apart these Option Cards, and place one by each activity you choose. Crew Guides will follow the directions and build friendships with kids as they make discoveries together!



Paper Flames

Supplies: construction paper, child-safe scissors, crayons, clear tape

Make flames out of paper. Roll a paper tube to look like a log, then curl small strips of paper around crayons. Once the strips are curled, tape them to the log.

? Tell about a campfire you've seen.

Today's Bible story is going to have some fire! We'll see how fire showed people that **Jesus changes everything.**

Noodle Noggins

Supplies: pool noodles, scissors

Beforehand, cut pool noodles into 1-inch pieces.

Balance a pool noodle ring on your head and cross the room. Can you add more? How many pool noodle rings are you good at balancing?

? What's something you're really good at doing?

In today's Bible story, there was something interesting on people's heads. No, it wasn't pool noodles—it was fire! The fire showed that what Jesus had promised was coming true and that **Jesus changes everything.**

Opening

Now's a great time for Opening Options. Choose one—or both—to introduce today's Bible discoveries.



countdown video (1 minute)

Help kids transition, clean up the activities, and sit with Connect Crews. A Connect Crew is a small group of kids with one Crew Guide.

Sing & Play

Welcome, everyone! Today we'll discover why **Jesus changes everything**. So let's change things up for our first song! On "go," move to a new spot in the room. Ready? Go! Allow time.

Change can be good! So let's power up and get moving!



"Power Shuffle" music video

Bible Point

We have power because **Jesus changes everything**. That's our Bible Point today. Every time you hear the words "**Jesus changes everything**," raise your palms up (demonstrate) and say, "Hallelujah!" Let's try that together.

- Lift your palms as you say, "Hallelujah!"
- Repeat several times.

Hallelujah means "praise God." We praise God because when the world was stuck in sin, God sent his only Son, Jesus, to change everything and give us new life and a forever friendship with him. Let's praise God for Jesus!



"All Because of Jesus" music video

Repetition cements learning, so be sure to say today's Bible Point A LOT. Have fun with it! Kids will love listening for it and responding with "Hallelujah!"



Hallelujah!

Supplies

- Bible
- media player
- *Music Video* DVD
 - "Power Shuffle" music video
 - "All Because of Jesus" music video
 - "It Is Well With My Soul" music video
- *Buddy Video* DVD
 - Apollo Bible Memory Buddy video (Week 1)
- Apollo Bible Memory Buddy poster

Bible Memory Buddy & Verse

Apollo is our Bible Memory Buddy. Show the Bible Memory Buddy poster. **As a caterpillar, he can fold his body and scoot along. But how can caterpillars move like that?**

Let's find out with a This-or-That Challenge! You'll hear two fun facts about caterpillars. It's up to you to decide which is true—this fact or that!

- ❓ **Can caterpillars scoot because their body is a bunch of different sections or because they're hollow inside so they fold easily?**
- Have everyone hold up all their fingers to vote for *this* (sections) or make their hands into a tunnel to vote for *that* (hollow inside).
- Make a drumroll sound by patting your thighs or the floor.
- Dramatically give the answer: **Caterpillars are made up of several sections! Interesting, isn't it? Let's find out more from Apollo.**
- Watch the Bible Memory Buddy video.



Apollo Bible Memory Buddy video (Week 1)

Amazing! Who knew caterpillars were so strong and powerful? And speaking of power, God's love for all people is incredibly powerful!



Show the Bible. **The Bible is God's true story of love. It's one big book that's filled with a bunch of little books. Our Bible Memory Verse is 2 Corinthians 5:17. Let's say the verse together. I'll say a line, and then you repeat it after me.**

"Anyone who belongs to Christ has become a new person.

(extend arms out, then hug self)

The old life is gone; *(point both thumbs backward)*

a new life has begun!" *(point down with both index fingers)*

(2 Corinthians 5:17)

Jesus changes everything. *(Hallelujah!)* **Even when life is hard or changes in a not-so-awesome way, we can have new hope because of our friendship with Jesus. Let's celebrate that friendship with another song.**



"It Is Well With My Soul" music video



Bible Discovery

Circle Up & Connect

Let's circle up and spend a little time simply getting to know each other in smaller groups called **Connect Crews**.

- Arrange kids into Connect Crews with one helper—or Crew Guide—per group.
- Invite kids to sit in knee-to-knee circles with their Connect Crews.
- Have kids give their Crew Guides exploding fist bumps.
- Have kids take turns saying their names and answering this question. Crew Guides go first.
 - ❓ **What's one superpower you'd like to have? Tell why.**
- Crew Guides give thumbs-up when everyone has shared.

The Heart of the Matter

- ❓ **Let's hear some of your answers. What superpowers did you ask for?**
Invite responses from the whole group. As people call out answers, write them on a whiteboard. Make hash marks for repeated answers.

Wow! We'd have a lot of amazing superpowers if we got everything on this list. But I wonder, what would we do with those powers?

Let's brainstorm with our Connect Crews. Read aloud the superpower with the most hash marks.

- ❓ **What specifically would you do with that power, that you can't do now?**
Invite Crew Guides to share first. Encourage specifics. For example, for the superpower of flying, Crews could describe where they would fly, whether they would fly just for fun, if there's a view they want to see, if they would fly because they don't like riding in a car, and so on.
- Give Connect Crews several minutes to discuss.
- Ask a few willing volunteers to share their ideas with everyone.
- If time allows, repeat with one or two more superpowers from the list.

Hmm, let's try doing some of those things! Invite everyone to do something they named. Allow time for attempts and resignation.

Supplies

- Bible
- "The Holy Spirit Comes" Bible Story poster
- whiteboard and dry-erase markers
- poster board

We call helpers **Crew Guides**. If you lead a small class, you can be the Crew Guide. Simply circle up with the kids. If you have helpers, form smaller groups so each child can be known—and so kids can befriend your helpers, too!

Taking the time to notice and get to know kids is important because friendship is a channel through which we can simply share Jesus' love.



Keep your Sundays simple—and your kids delighted—with Simply Loved.

This Elementary Leader Guide provides a step-by-step, simple-to-follow plan for Simply Loved Quarter 8 lessons. Featuring memorable, hands-on, friendship-focused activities, each lesson easily adapts to your unique Sunday school format while guiding kids on a foundational, Jesus-centered journey through God’s story of love..

This quarter’s Bible discoveries:

Unit/Week	Unit Theme	Lesson Theme
Unit 1/Week 1	The Church Begins	The Holy Spirit Comes (Acts 2:1-12) Jesus changes everything...and gives us his power through the Holy Spirit.
Unit 1/Week 2		The Community of Believers Shares (Acts 2:42-47) Jesus changes everything...and brings people together.
Unit 1/Week 3		Peter and John Heal a Man Who Couldn’t Walk (Acts 3:1-11) Jesus changes everything...beyond what we can imagine.
Unit 1/Week 4		Ananias Helps Saul (Acts 9:1-31) Jesus changes everything...and turns our lives around.
Unit/Week	Unit Theme	Lesson Theme
Unit 2/Week 1	The Good News Spreads	Philip Tells the Ethiopian About Jesus (Acts 8:26-40) Jesus is for everyone...so we’re ready to tell the good news.
Unit 2/Week 2		Peter Visits Cornelius (Acts 10:1-48) Jesus is for everyone...and brings people together.
Unit 2/Week 3		Lydia Believes in Jesus (Acts 16:6-15) Jesus is for everyone...everywhere!
Unit 2/Week 4		Priscilla and Aquila Help Apollos (Acts 18:1-3, 18-28) Jesus is for everyone...and we can use our gifts to tell others about him.
Unit/Week	Unit Theme	Lesson Theme
Unit 3/Week 1	Jesus’ Followers Endure Hardship	God Frees Peter From Prison (Acts 12:1-19) Jesus gives us hope...and answers prayer.
Unit 3/Week 2		Paul and Silas Sing in Prison (Acts 16:16-40) No matter what...Jesus gives us hope.
Unit 3/Week 3		Paul Survives a Shipwreck (Acts 27:13-44) Jesus gives us hope...and will see us through hard times.
Unit 3/Week 4		Jesus Makes All Things New (Revelation 21:1-7) Jesus gives us hope...that sin and sadness will be gone forever.

 Join the Simply Loved Facebook community and learn from children’s ministry leaders just like you! [facebook.com/groups/simplylovedteacherslounge](https://www.facebook.com/groups/simplylovedteacherslounge)



Copyright © Group Publishing, Inc.
1515 Cascade Ave., Loveland, CO 80538
group.com/SimplyLoved 800.447.1070

ISBN 978-1-4707-6744-0



9 781470 767440 >

Printed in the U.S.A.



THIS IS A SAMPLE
The number of pages is limited.

Purchase the item for the complete version.

