

# LEADER GUIDE

ELEMENTARY • QUARTER 1



**ELEMENTARY**

**QUARTER 1**

# LEADER GUIDE





## Group resources really work!

This Group resource incorporates our R.E.A.L. approach to ministry. It reinforces a growing friendship with Jesus, encourages long-term learning, and results in life transformation, because it's:

### Relational

Person-to-person interaction enhances spiritual growth and builds Christian friendships.

### Experiential

What we experience through action and discussion sticks with us up to 9 times longer than what we simply hear or read.

### Applicable

The aim of ministry is to equip people to be both hearers and doers of God's Word.

### Lifelong

Experiences transform the heart, moving faith beyond the walls of church and into everyday life for years to come.



## Leader Guide Elementary—Quarter 9

Copyright © 2022, 2024 Group Publishing, Inc./0000 0001 0362 4853

Visit our website: [group.com/SimplyLoved](https://group.com/SimplyLoved)



All rights reserved. No part of this book may be reproduced in any manner whatsoever without prior written permission from the publisher, except where noted in the text and in the case of brief quotations embodied in critical articles and reviews. For information, visit [group.com/permissions](https://group.com/permissions).

This creative team is simply honored to create Simply Loved for you:

Laura Baldwin-Stout, Jody Brolsma, Lyndsay Gerwing, Charity Kauffman, Steve Kyle, Peggy Naylor, Joani Schultz, Rodney Stewart, Jeff Storm, Ali Thompson, and Kate Warnock.

Unless otherwise indicated, all Scripture quotations are taken from the *Holy Bible*, New Living Translation, copyright © 1996, 2004, 2015 by Tyndale House Foundation. Used by permission of Tyndale House Publishers, a Division of Tyndale House Ministries, Carol Stream, Illinois 60188. All rights reserved.

ISBN 978-1-4707-7834-7

Printed in the United States of America.

10 9 8 7 6 5 4 3 2 1 27 26 25 24 23 22

# Contents

<b>Welcome to Simply Loved!</b>	4
How It Works	5
Our Strategic Approach	7
Helping Elementary Kids Become Rooted in Faith	8
Supply Closet Inventory	9
Take-It-Home Flyer Tips	10
<b>Unit 1: Jesus Teaches Through Parables</b>	
Lesson 1: Jesus Teaches About Following Him	11
Lesson 2: Jesus Explains How People Receive the Good News	21
Lesson 3: Jesus Teaches About Conflict	31
Lesson 4: Jesus Talks About God's Grace	43
<b>Unit 2: Jesus' Miracles</b>	
Lesson 5: Jesus Miraculously Helps at a Wedding	53
Lesson 6: Jesus Heals a Man With Leprosy	63
Lesson 7: Peter Walks on Water	73
Lesson 8: Jesus Helps Peter Do Miraculous Things	83
<b>Unit 3: Remember That?!</b>	
Lesson 9: Moses and Miriam's Song of Rescue	93
Lesson 10: The Israelites Celebrate and Remember	103
Lesson 11: Moses Instructs Israelite Families	113
Lesson 12: David and the Israelites Praise God	123



# Welcome to Simply Loved!

Welcome to Simply Loved Sunday school—where you and your team simply experience God’s love and share it with kids.

**“Dear friends, since God loved us that much, we surely ought to love each other. No one has ever seen God. But if we love each other, God lives in us, and his love is brought to full expression in us.”**

(1 John 4:11-12)

With Simply Loved, you, your helpers (we call them Crew Guides), and your kids explore a foundational, Jesus-centered journey through God’s story of Love. We believe that faith isn’t a subject to be mastered; it’s a relationship to grow! So every single component of Simply Loved sets the stage for you to more intentionally grow friendship with Jesus and each other. Keep reading to find out what that’ll look like in *your* classroom.

Join our Simply Loved Facebook community to learn from children’s ministry leaders just like you!

 [facebook.com/groups/simplylovedteacherslounge](https://facebook.com/groups/simplylovedteacherslounge)



# How It Works

## Simple Volunteer Roles

You'll need the following volunteers:


**Leader:** (That's you!) The one person in each teaching space who has looked over the lesson and will direct all activities. The glance-able, structured lessons in this guide allow leaders to spend more time interacting with kids and less time glued to scripts.

**Crew Guide:** A helper who simply shows up and participates with kids. Crew Guides don't need to be Bible experts—simply people who love Jesus and kids!

## A Simple, Flexible Lesson!


### Simple Prep for Leaders

Prepare your heart and pray for the kids before each lesson. Plus, check off supplies as you gather them!



### Opening Options

Choose from two opening activities—both introduce the day's Bible Point. Each unit creatively uses the same supplies all four weeks. That means you'll need to gather Opening Options supplies only once a month! If you'd like, set up these Opening Options as activity stations in your room. Simply cut apart the cards you'll find in each lesson and place one at each station to guide activity and conversation. Or, do one or both activities with all kids together. You choose!




### Sing & Play

Gather kids to sing and discover the Bible Point. Plus, a Bible Memory Buddy connects the Bible verse to kids' everyday lives.



### Bible Discovery


We've given you lots of options, but don't skip this part! It's the "meat" of the lesson where kids experience God's greatest gift in an interactive, hands-on way. There's no time to be bored as kids and Connect Crews follow the Leader through a memorable Bible experience. You'll read directly from the Bible throughout the Bible Discovery, so be sure to mark your place ahead of time and choose a kid-friendly translation to read from.





## Apply-It Options

Consider your time frame, and take your pick: a game or an activity that lets kids practice Bible skills! Each option applies the Bible Point to everyday kid life.



## Friendship Finale

Wrap up your lesson with a gospel-centered Jesus connection, and equip kids to continue faith conversations at home! Plus, affirm kids by name as you give each child a Bible Memory Buddy sticker at the end of each lesson.

## A Simple, Flexible Format!

### Age-Graded Classrooms

It's simple! You'll need one prepared leader and at least one helper (we call helpers Crew Guides) for each teaching space. We recommend having a media player handy in each space for music and each week's Bible Memory Buddy video.

### Age-Graded Classrooms With a Multi-Age Opening

It's simple! Lead the Sing & Play section with all ages together. Set up a media player in your gathering area so that when you're all together, you can sing along with music videos, introduce the Bible Point, and meet the Bible Memory Buddy! Then, disperse to age-graded classrooms for Bible Discovery, Apply-It Options, and the Friendship Finale. You'll need one prepared leader and at least one helper (we call helpers Crew Guides) for each teaching space.

### One (big or small) Room With Multi-Age Kids

It's simple! You'll need one prepared leader plus at least one helper (we call helpers Crew Guides). Ideally, you'll have one Crew Guide for every five to eight kids, but it can work with your church's volunteer-to-children ratios. We recommend having a media player handy for music and each week's Bible Memory Buddy video.





# Our Strategic Approach

There are “whys” behind every lesson component, and we want to share them with you! Here are the guiding principles behind the creation of Simply Loved Sunday school curriculum.

You may have heard...	But we've found...	That's why...
"It's hard to recruit volunteers."	When volunteers need less prep time, have fun, and feel like they're making a difference, they'll make serving a priority.	Simply Loved volunteer roles are important, but easy!
"Kids need to be entertained."	Kids need to be noticed and loved.	Simply Loved lessons are designed to help you listen to kids and get to know them.
"You need a lot of supplies."	You need only a few supplies used in creative ways.	Simply Loved incorporates minimal supplies each unit but uses them in innovative ways to introduce and apply the day's lesson.
"We need helpers—any warm body will do."	Helpers don't just assist. Even though they don't need to prep, they serve an important relational purpose and make a big difference in kids' lives.	Simply Loved helpers have a name and an elevated role: they're "Crew Guides"! They participate along with the kids, play a meaningful role in lessons, and make a difference by building friendships with kids.
"Kids are rarely able to remember Scripture."	Creating a visual and emotional connection to Scripture dramatically helps kids remember and understand why the Bible matters in their everyday lives.	Simply Loved incorporates kid-friendly videos featuring Bible Memory Buddies (animals God created) to help them understand Bible truths and trigger Scripture memory. And Bible Memory Buddies help discoveries stick! (wink, wink)
"Teachers are Bible experts."	Teachers are channels of friendship who help children understand and experience Jesus' love.	Simply Loved uses human relationships to communicate God's love in a tangible way. Built-in conversation starters help teachers share their personal stories and their own friendship with Jesus.
"Covering a lot of information is intimidating."	Reaching children is simple when you focus on one Bible Point.	Simply Loved repeats key Bible Points in different ways so truths sink deep. And it combines the repetition of a Bible Point with an auditory and physical response that will stick with kids long after your lesson ends.
"Success requires getting through the whole lesson."	You'll clearly communicate the key Bible Point no matter how far you get.	With Simply Loved, a palette of Bible-Point-supporting options gives you the freedom to choose what works for your kids and your time frame. So no matter how much of the lesson you complete, the Truth from God's Word shines through.
"Kids'll get bored if you repeat something they've heard before."	Kids appreciate routine and repetition when it's done in a fun way.	Simply Loved's scope and sequence intentionally repeats the Bible verse and Point for four weeks. This strategically cements Bible learning no matter how often kids attend.



# Helping Elementary Kids Become Rooted in Faith

As their Leader, you get to show elementary-age children what loving Jesus looks like! And Simply Loved will help. Simply Loved incorporates the following Age-Level Teaching Tips to create a rich environment where elementary kids grow a lasting friendship with Jesus.

## Go Deeper

As kids get older, we may be tempted to throw more Bible stories and Bible information at them. But elementary kids don't need more things to learn; they need to dig deeper into the truths they've been introduced to. That's why Simply Loved explores one Bible Point for four weeks and why open-ended questions meet kids right where they are—no matter their grade or prior knowledge of the Bible.

## Make It Fun

You know, we often differentiate between “fun” and the “meat” of our lessons. We think that if we incorporate a game or free play, then we're making time for fun. But with Simply Loved, Bible discoveries are as fun as game time, and prayers are as fun as videos!

## Keep It Simple

Kids benefit from messages that are short, sweet, and relevant to their everyday lives. That's why Simply Loved Bible lessons center around one short, simple, memorable Bible Point. Repetition cements learning, so repeating Bible truths helps kids remember them when they need it the most.

## Build Friendships

Friendship matters to elementary kids. So Simply Loved builds friendships by allowing time for kids to talk and get to know each other. Plus, Simply Loved encourages you to break up into smaller groups called Connect Crews. That way each child is seen and known, and when a question is asked, everyone has a chance to talk and share.

## Be Authentic

In order to build real friendships with kids, you need to let them see leaders as real people. That's why, when asking a question, Simply Loved encourages Leaders and Crew Guides to share from their own lives first and model the answer. When *you* go first, you're honestly telling kids about your own struggles and experiences—and even hard-to-reach kids will follow your lead.

## Connect to Emotion

God has wired us with emotions, and the Bible is filled with stories of real people who experienced fear, sadness, joy, doubt, fatigue, and confusion. That's why Simply Loved identifies and evokes key emotions each week. Connecting to emotion cements learning and helps elementary kids know that Jesus understands their feelings and is with them, no matter what.

## Point Out Kids' Purpose

Kids don't need to wait until they're grown up to fulfill God's purpose for their lives; they can do it right now! That's why Simply Loved intentionally incorporates time each week for Leaders to affirm and encourage kids as they grow closer to Jesus.

# Supply Closet Inventory

## Elementary—Quarter 9

Have these items handy for some hands-on fun this quarter!

### Program Essentials

- ☐ Bibles
- ☐ *Music Video* DVD\*
- ☐ *Buddy Video* DVD\*
- ☐ Bible Story posters\*
- ☐ Bible Memory Buddy posters\*
- ☐ Bible Memory Buddy stickers\*
- ☐ Take-It-Home Flyers\*
- ☐ media player

### Art Supplies

- ☐ child-safe scissors
- ☐ colored dot stickers
- ☐ colored pencils
- ☐ construction paper
- ☐ dark washable markers
- ☐ markers
- ☐ paper
- ☐ pencils
- ☐ permanent marker
- ☐ pompoms
- ☐ scissors
- ☐ sticky notes
- ☐ unsharpened pencils

### Toys & Goodies

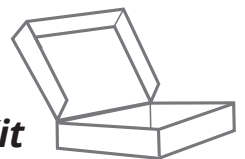
- ☐ balloons
- ☐ beach balls
- ☐ candy
- ☐ hula hoops
- ☐ kids' favorite snack or activity

### Odds & Ends

- ☐ chairs
- ☐ coats
- ☐ colorful duct tape
- ☐ cups
- ☐ index cards
- ☐ lyrics to a hymn or worship song
- ☐ painter's tape
- ☐ paper cups
- ☐ paper plates
- ☐ pictures of people you know who serve others
- ☐ pitchers of drinking water
- ☐ plastic wrap
- ☐ rubber bands
- ☐ spray bottles with water
- ☐ timer
- ☐ trash can
- ☐ upbeat music
- ☐ whiteboard with dry-erase markers and eraser



\* in your **Simply Loved Kit**



# Take-It-Home Flyer Tips


Follow these steps to get Take-It Home Flyers off the ground effectively so they'll cruise on a direct flight home.

1. Follow your Simply Loved Leader Guide. The end of each elementary lesson is strategically written to incorporate these flyers.
2. Read the first page to your whole group of kids first. This is meant to be a quiet prayer time that intentionally connects kids to their friend Jesus.
3. Next, ask the "Talk Starter" question aloud, and give time for kids to discuss and pray in Connect Crews.
4. THEN, *and only then*, distribute Take-It-Home Flyers to kids. If you choose to forgo this strategic order, prepare to have papers whizzing by your head before you're ready for them.
5. Be sure to point out the challenge on the top of the folding instructions page. That'll *really* motivate kids to make sure this page gets home.
6. Be sure to give each helper a copy, too—not to fold for themselves, but so kids can reference the instructions once folding begins.

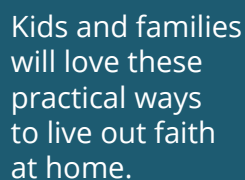
## Prepare for takeoff!

Help your ministry to families really take off with these specially crafted Take-It-Home Flyers. After reading each Jesus-centered flyer and talking with their Connect Crews, kids will follow the directions and fold these flyers into 3-D masterpieces!

Once home, they'll transport meaningful opportunities for Jesus-centered family fun.



Cool questions help family members tell stories about their own friendship with Jesus!



Kids and families will love these practical ways to live out faith at home.



After kids make Bible discoveries at church, families can explore more about each lesson's Bible content at home.

# Jesus Teaches About Following Him

Jesus Teaches  
Through Parables  
Matthew 7:15-29

Bible Point

**Jesus knows what's best for us...so we follow him.**

## Purpose

Following doesn't just happen when there's a designated leader. Sure, maybe you follow your boss because you have to. But what about all the people you choose to follow?

The shows you watch, the people you follow on social media—you're letting each of them have influence in your life.

The kids you lead may be completely unaware of all the following they're doing. This lesson will help them evaluate whether the people they allow to influence them give them a sandy or a firm foundation.



## Prayer

Dear Jesus, help me follow you well so that when kids follow me, they're following you, too. In your name, amen.

## Prep

Opening Options	Sing & Play	Bible Discovery & Friendship Finale	Apply-It Options
<input type="checkbox"/> Option Cards* <input type="checkbox"/> <i>Dry-Erase Doodle Detours</i> : whiteboard, dry-erase markers and eraser <input type="checkbox"/> <i>Pencil Pile</i> : unsharpened pencils, pompoms	<input type="checkbox"/> countdown video* <input type="checkbox"/> <i>Music Video</i> DVD* <input type="checkbox"/> <i>Buddy Video</i> DVD* <input type="checkbox"/> Chewy Bible Memory Buddy poster* <input type="checkbox"/> media player <input type="checkbox"/> Bible (bookmark Matthew 7:24)	<input type="checkbox"/> "Jesus Teaches About Following Him" Bible Story poster* <input type="checkbox"/> Chewy Bible Memory Buddy stickers* (1 per child) <input type="checkbox"/> Take-It-Home Flyers* (Unit 1, Week 1) (1 per child) <input type="checkbox"/> Bible (bookmark Matthew 5:1-2; 7:17-18, 20, 24-29) <input type="checkbox"/> spray bottle with water <input type="checkbox"/> Bibles for kids (1 per Crew) <input type="checkbox"/> index cards <input type="checkbox"/> markers	<input type="checkbox"/> <i>Explore More</i> : Bibles, whiteboard, dry-erase markers <input type="checkbox"/> <i>Game</i> : no supplies

\* in your **Simply Loved Kit**



# Opening Options

Set up one—or both—of these intro activities to start your time together. Each activity connects kids to the Bible Point and to each other. Cut apart these Option Cards, and place one by each activity you choose. Crew Guides will follow the directions and build friendships with kids as they make discoveries together!



## Dry-Erase Doodle Detours

**Supplies:** whiteboard, dry-erase markers and eraser

Draw doodles all over a whiteboard. Then take turns directing a partner to draw a line all the way across the board with eyes closed—without hitting any doodles.

**?** Tell about something you've learned in school recently.

You needed people to instruct you to get around the doodles, and sometimes we need good teachers or instructors to help us learn the best way to go. Today we'll discover that Jesus is the best teacher because **Jesus knows what's best for us**. So let's follow him!



## Pencil Pile

**Supplies:** unsharpened pencils, pom-poms

Build a pencil building on a foundation of pom-poms, then on a regular table.

**?** What would be the worst materials to use to build a house?

One thing's for sure: Pom-poms don't make a good foundation for a building! In today's Bible story, we'll hear how Jesus taught people about building a good foundation for their lives. We follow Jesus' teaching because **Jesus knows what's best for us**.

# Opening

Now's a great time for Opening Options. Choose one—or both—to introduce today's Bible discoveries.



countdown video (1 minute)

Help kids transition, clean up the activities, and sit with Connect Crews. A Connect Crew is a small group of kids with one Crew Guide.

## Sing & Play

Hello and welcome, everyone! Today we'll discover how to be "all in" as we follow Jesus. Let start by singing a song about that!



"I'm All In" music video

### Bible Point

We can be all in to following Jesus because **Jesus knows what's best for us.** That's our Bible Point today. Every time you hear the words "**Jesus knows what's best for us,**" point forward (demonstrate) and say, "Follow him!" Let's try that together.

- Point forward with one arm as you say, "Follow him!"
- Repeat the Point and response several times.

Even when life is hard, **Jesus knows what's best for us.** (*Follow him!*) No matter what, Jesus is in control. His love will always be there for us. Let's sing about that!



"Shine His Light" music video

Repetition cements learning, so be sure to say today's Bible Point A LOT. Have fun with it! Kids will love listening for it and responding with "*Follow him!*"

### Supplies

- Bible
- media player
- *Music Video* DVD
  - "I'm All In" music video
  - "Shine His Light" music video
  - "Give All Your Worries to God" (1 Peter 5:7) music video
- *Buddy Video* DVD
  - Chewy Bible Memory Buddy video (Week 1)
- Chewy Bible Memory Buddy poster



Follow him!

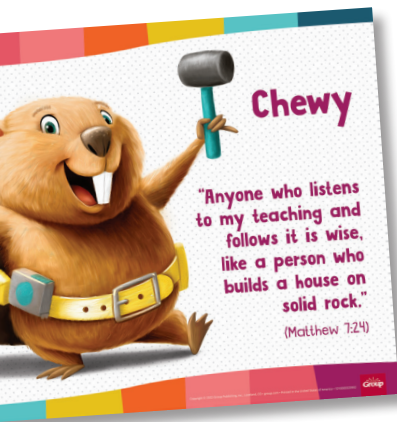


## Bible Memory Buddy & Verse

**Chewy is our Bible Memory Buddy.** Show the Bible Memory Buddy poster. **Beavers like Chewy work hard to build their homes by chewing up logs. But just how long are their teeth? Let's find out with a This-or-That Challenge! You'll hear two fun facts about beavers. It's up to you to decide which is true—this fact or that!**

### ? Do beavers have 1-inch upper teeth or 3-inch upper teeth?

- Have everyone hold up one finger to vote for *this* (1-inch) or three fingers to vote for *that* (3-inch).
- Make a drumroll sound by patting your thighs or the floor.
- Dramatically give the answer: **Beavers have...1-inch upper teeth!** Use your fingers to show approximately 1 inch. **That's still a lot longer than our teeth and on a much smaller animal. Plus, they're really sharp! Let's find out more from Chewy.**
- Watch the Bible Memory Buddy video.



### Chewy Bible Memory Buddy video (Week 1)

**Wow! Chewy has a really interesting way of building his home. Today we'll hear a Bible story Jesus told about building!**



Show the Bible. **The Bible is God's true story of love. It's one big book that's filled with a bunch of little books. Our Bible Memory Verse is Matthew 7:24. Let's say the verse together. I'll say a line, and then you repeat it after me.**

**"Anyone who listens to my teaching** (*cup hand behind ear*)  
**and follows it** (*march in place*)  
**is wise,** (*touch head with index finger*)  
**like a person who builds a house** (*alternate fists on top of each other as if building*)  
**on solid rock."** (*firmly place fist on top of the other*)  
(Matthew 7:24)

**We listen to Jesus and do what he says because Jesus knows what's best for us.** (*Follow him!*) **When we feel worried about stuff, it helps to remember Jesus' love and care. Let's give our worries to God right now!**



### "Give All Your Worries to God" (1 Peter 5:7) music video



# Bible Discovery

## Circle Up & Connect

Let's circle up and spend a little time simply getting to know each other in smaller groups called **Connect Crews**.

- Arrange kids into Connect Crews with one helper—or Crew Guide—per group.
- Invite kids to sit in knee-to-knee circles with their Connect Crews.
- Have kids give their Crew Guides fist bumps by bumping the *tops* of their fists.
- Have kids take turns saying their names and answering this question. Crew Guides go first.
  - ❓ **Tell about a time you ate something that was rotten or spoiled.**
- Crews give thumbs-up when everyone has shared.

## Experience the Bible Story

**No one likes to eat rotten food! But Jesus said people who give bad examples to follow are like rotten fruit. Gross!**

**But I'm getting ahead of myself.**

**Jesus often used stories to teach. Let's imagine we are back in Bible times, listening to Jesus teach. Here's the setting:**



Read aloud Matthew 5:1-2.

**I need your help to tell the story. You all will be the crowd listening to Jesus teach that day.** Have everyone stand and crowd together a bit. **Crowds do fun things, like the wave!** Have everyone crouch down, then lead the wave back and forth across the room a couple of times.

**Okay, okay, crowd. Time to listen up. Jesus is teaching, and Jesus knows what's best for us.** (Follow him!) **Jesus talked about a lot of stuff, including bad fruit. Listen to this:**



Read aloud Matthew 7:17-18, 20.

**Think about it this way. Would you follow someone who was mean to you but always lectured you about being kind to others?** Invite reactions from the whole group.

**Or what about someone who talks a lot about the importance of saving your money but spends a lot and doesn't save any?** Invite reactions from the whole group.

## Supplies

- Bibles
- spray bottle with water
- "Jesus Teaches About Following Him" Bible Story poster
- index cards
- markers

We call helpers **Crew Guides**. If you lead a small class, you can be the Crew Guide. Simply circle up with the kids. If you have helpers, form smaller groups so each child can be known—and so kids can befriend your helpers, too!

Taking the time to notice and get to know kids is important because friendship is a channel through which we can simply share Jesus' love.

# Keep your Sundays simple—and your kids delighted—with Simply Loved.

This Elementary Leader Guide provides a step-by-step, simple-to-follow plan for Simply Loved Quarter 9 lessons. Featuring memorable, hands-on, friendship-focused activities, each lesson easily adapts to your unique Sunday school format while guiding kids on a foundational, Jesus-centered journey through God's story of love.

## This quarter's Bible discoveries:

Unit/Week	Unit Theme	Lesson Theme
Unit 1/Week 1	<b>Jesus Teaches Through Parables</b>	<b>Jesus Teaches About Following Him</b> (Matthew 7:15-29) Jesus knows what's best for us...so we follow him.
Unit 1/Week 2		<b>Jesus Explains How People Receive the Good News</b> (Luke 8:4-15) Jesus knows what's best for us...and helps us grow.
Unit 1/Week 3		<b>Jesus Teaches About Conflict</b> (Matthew 18:15-35) Jesus knows what's best for us...so we forgive others.
Unit 1/Week 4		<b>Jesus Talks About God's Grace</b> (Matthew 19:30–20:16) Jesus knows what's best for us...so we're happy for others.
Unit/Week	Unit Theme	Lesson Theme
Unit 2/Week 1	<b>Jesus' Miracles</b>	<b>Jesus Miraculously Helps at a Wedding</b> (John 2:1-12) Jesus does the impossible...and cares about our problems.
Unit 2/Week 2		<b>Jesus Heals a Man With Leprosy</b> (Mark 1:40-45) Jesus does the impossible...so let's go to him.
Unit 2/Week 3		<b>Peter Walks on Water</b> (Matthew 14:22-33) Jesus does the impossible...so let's keep our eyes on him.
Unit 2/Week 4		<b>Jesus Helps Peter Do Miraculous Things</b> (Acts 9:32-42) Jesus does the impossible...through us.
Unit/Week	Unit Theme	Lesson Theme
Unit 3/Week 1	<b>Remember That?!</b>	<b>Moses and Miriam's Song of Rescue</b> (Exodus 15:1-21) Give thanks! God is awesome.
Unit 3/Week 2		<b>The Israelites Celebrate and Remember</b> (Leviticus 23:1-4, 33-44; 1 Kings 8:56-66) Never forget, God is awesome.
Unit 3/Week 3		<b>Moses Instructs Israelite Families</b> (Deuteronomy 6) Spread the word! God is awesome.
Unit 3/Week 4		<b>David and the Israelites Praise God</b> (1 Chronicles 16; Psalm 150) Celebrate! God is awesome.

 Join the Simply Loved Facebook community and learn from children's ministry leaders just like you! [facebook.com/groups/simplylovedteacherslounge](https://facebook.com/groups/simplylovedteacherslounge)



Copyright © 2022, 2024 Group Publishing, Inc.  
1515 Cascade Ave., Loveland, CO 80538  
[group.com/SimplyLoved](http://group.com/SimplyLoved) 800.447.1070

ISBN 978-1-4707-7834-7



9 781470 778347

Printed in the U.S.A.



# **THIS IS A SAMPLE**

## **The number of pages is limited.**

Purchase the item for the complete version.

